





Yellow glazing is
decaying Lexan



Existing window deterioration



View of exterior existing window



View of exterior existing window



Interior view broken window



Existing entry doorway



North elevation exterior view

MPS - Existing Window Condition

3300 Lakeside | 262.991.0210

www.mps-llc.com



Interior view glass block window



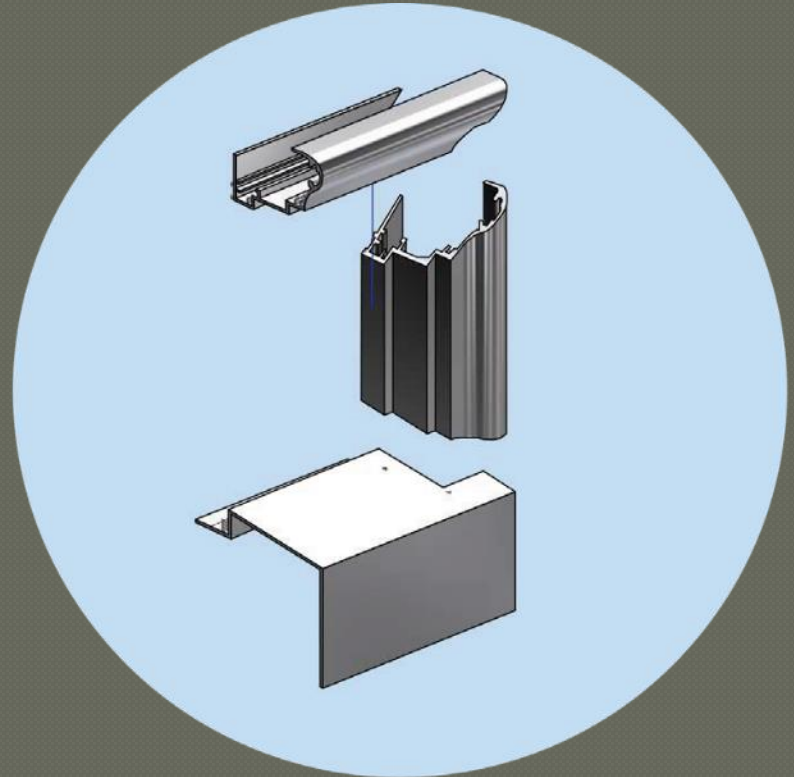
Interior view existing window



Interior view gym windows



Photograph of 3-D Model replicating existing Townsend Window profile



11/19/2024

The Bridge – University of Michigan



Wooden tilt window system
(No longer operable)

Wooden double hung window
system (operable)

Wooden tilt window system
(No longer operable)

Wooden double hung window
system (operable)





MPS - NE Tower Window Condition

3360 N Sherman Boulevard Milwaukee, Wisconsin

Note: That while all windows in the towers were originally designed to be operable, some are no longer functional due to their current condition.



422 N 15th Street,
Suite 201 Milwaukee,
WI 53223



MPS - NE Tower Window Condition

3360 N Sherman Boulevard Milwaukee, Wisconsin

Note: That while all windows in the towers were originally designed to be operable, some are no longer functional due to their current condition.



MPS - NW Tower Window Condition

3360 N Sherman Boulevard Milwaukee, Wisconsin

Note: That while all windows in the towers were originally designed to be operable, some are no longer functional due to their current condition.



MPS - NW Tower Window Condition

3360 N Sherman Boulevard Milwaukee, Wisconsin

Note: That while all windows in the towers were originally designed to be operable, some are no longer functional due to their current condition.



MPS - SE Tower Window Condition

3360 N Sherman Boulevard Milwaukee, Wisconsin

Note: That while all windows in the towers were originally designed to be operable, some are no longer functional due to their current condition.



MPS - SE Tower Window Condition

3360 N Sherman Boulevard Milwaukee, Wisconsin

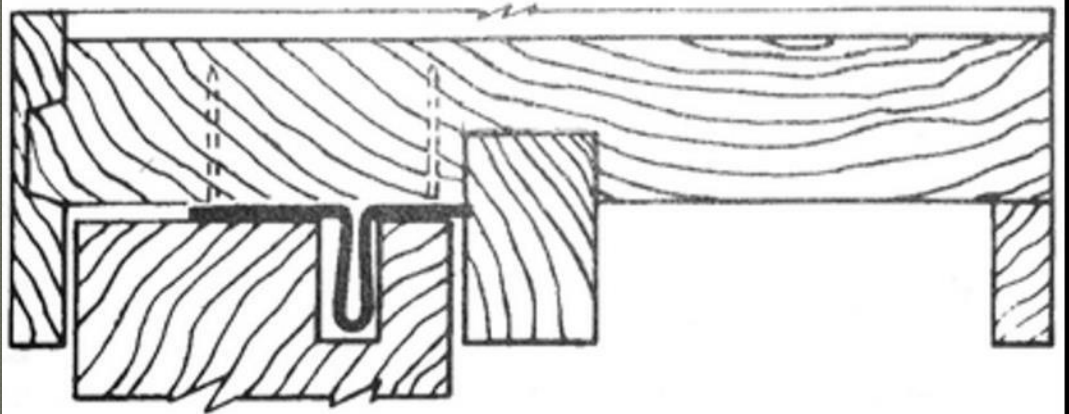

Note: That while all windows in the towers were originally designed to be operable, some are no longer functional due to their current condition.



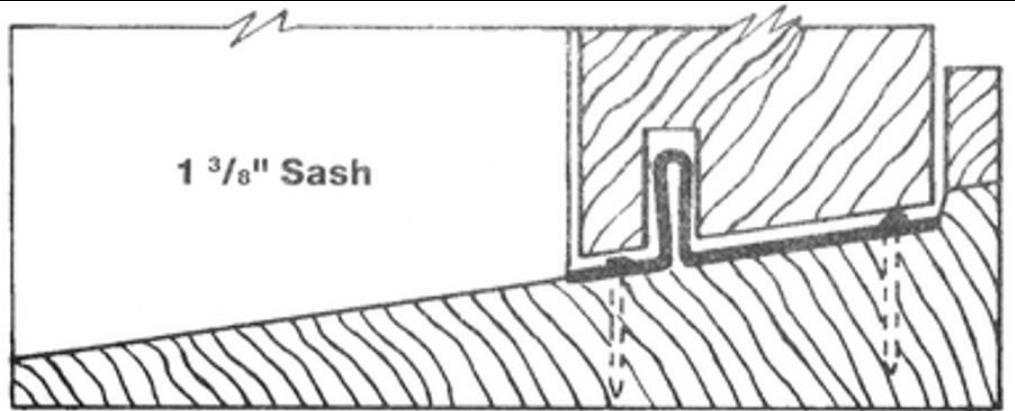
MPS - SW Tower Window Condition

3360 N Sherman Boulevard Milwaukee, Wisconsin

Note: That while all windows in the towers were originally designed to be operable, some are no longer functional due to their current condition.



Head Section



Sill Section



MPS - SW Tower Window Condition

3360 N Sherman Boulevard Milwaukee, Wisconsin

Note: That while all windows in the towers were originally designed to be operable, some are no longer functional due to their current condition.

72% energy retention improvement
By attaching insulating panel to existing
window and adjusting weatherstripping



Recommendation

Approve with conditions

- Approve replacement of all ordinary, two-sash double-hung windows, all glass block windows, filled-in windows, ground floor windows, and attic windows
- Tower windows appear to be readily repairable