

# MHD UPDATE

Kirsten Johnson  
Commissioner of Health

BOARD OF HEALTH




NOVEMBER 4, 2021



LIVING YOUR BEST LIFE.



# KEY METRICS

<b>Key Indicator Statuses</b> <b>Updated on Tuesdays &amp; Thursdays</b> Last Updated: November 2, 2021	<a href="#">Return to Overview</a>
<b>Rate of COVID-19 cases per 100,000 over 7 days</b> <i>Total number of new cases in the City of Milwaukee in the last 7 days divided by the City of Milwaukee population and multiplying by 100,000. Population data is based on US Census, 2019.</i>  Blue (Low Transmission): 0-9 Yellow (Moderate Transmission): 10-49 Orange (Substantial Transmission): 50-99 Red (High Transmission): 100-149 Purple (Extreme Transmission): ≥ 150	 <b>High Transmission</b> <b>122.8</b>
<b>Percentage test positivity over previous 7 days</b> <i>Total number of positive PCR tests divided by the total number of positive and negative PCR tests for City of Milwaukee residents during the last 7 days.</i>  Blue (Low Transmission): <5% Yellow (Moderate Transmission): 5.0% - 7.9% Orange (Substantial Transmission): 8.0% - 9.9% Red (High Transmission): 10.0% - 11.9% Purple (Extreme Transmission): ≥ 12%	 <b>Moderate Transmission</b> <b>5.9%</b>
<b>City of Milwaukee Adult Vaccination Rate</b> <i>Total number of adult City of Milwaukee residents who have completed their COVID-19 vaccination series divided by the adult population of the City of Milwaukee. Adult is defined as an individual who is 16 years of age or older. Population data is based on U.S. Census, 2019.</i>	 <b>58.3%</b>

\*Note that these metrics are preliminary and may be improved based on best practices for the City of Milwaukee

\*Metrics exclude last 4 days of data due to delays in reporting.

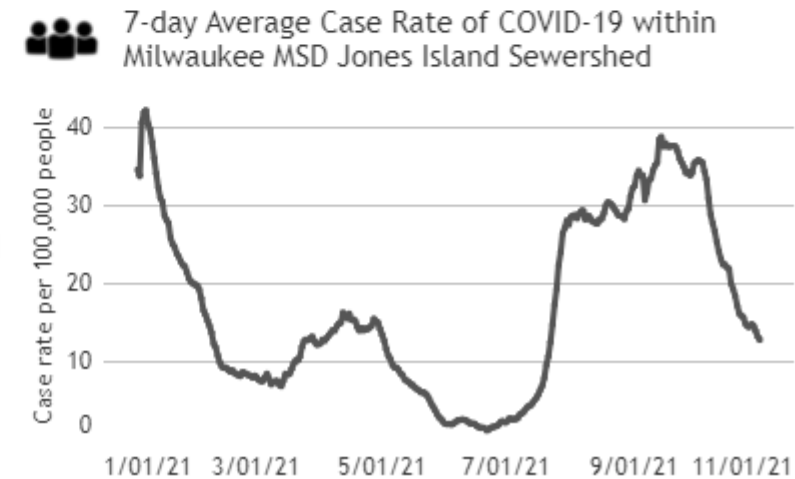
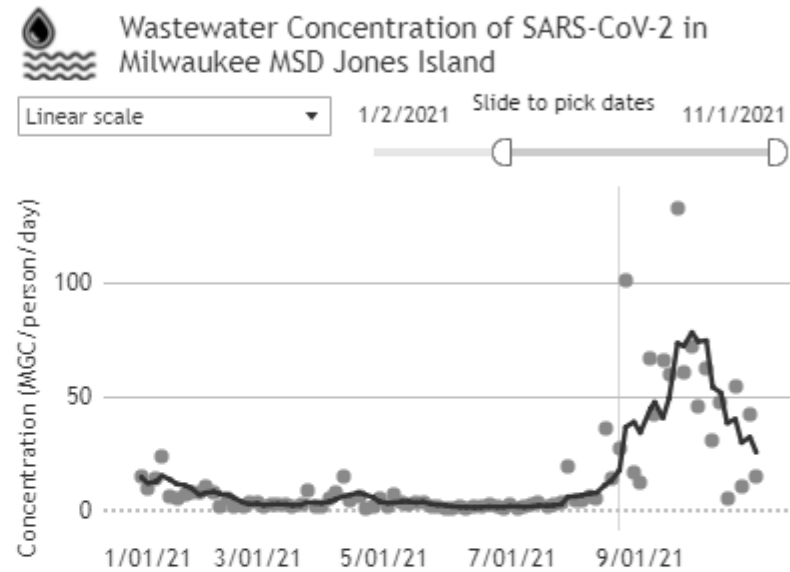
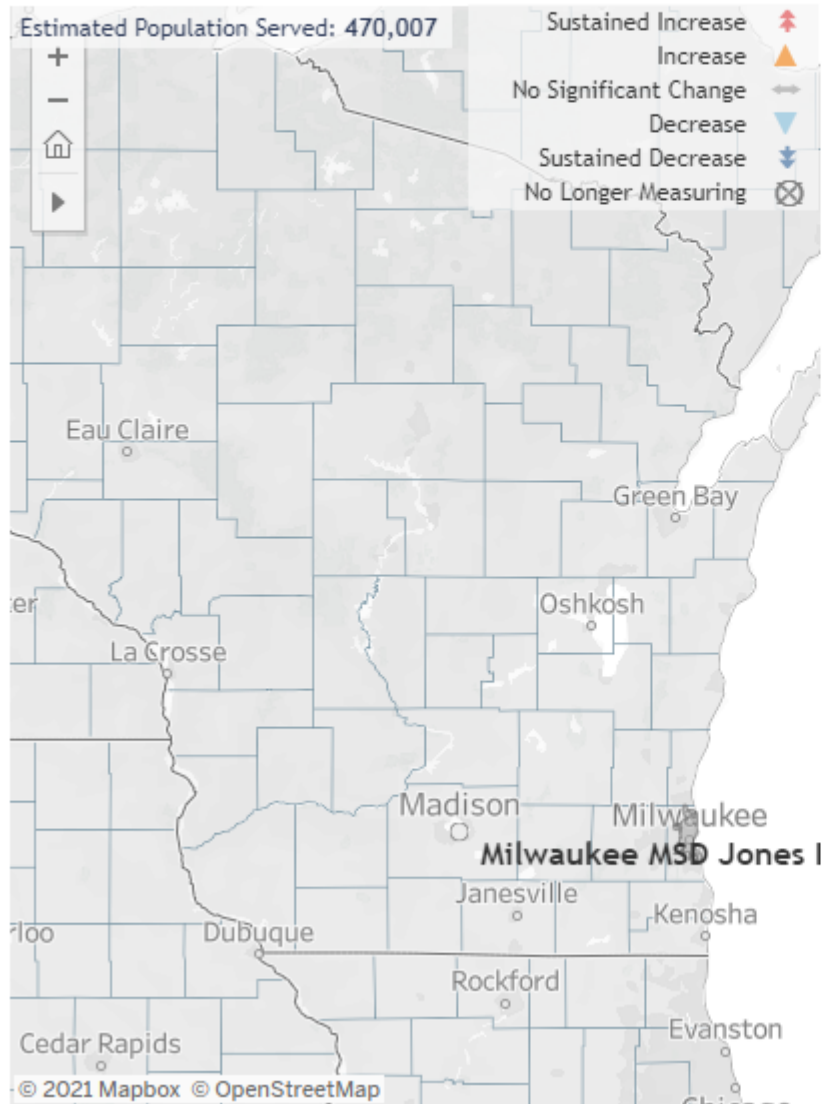
## Milwaukee MSD Jones Island



SARS-CoV-2 Concentration:  
**No Significant Change**  
from 10/13/21 to 10/27/21



COVID-19 Case Trajectory:  
**No Significant Change**  
from 10/19/21 to 11/3/21



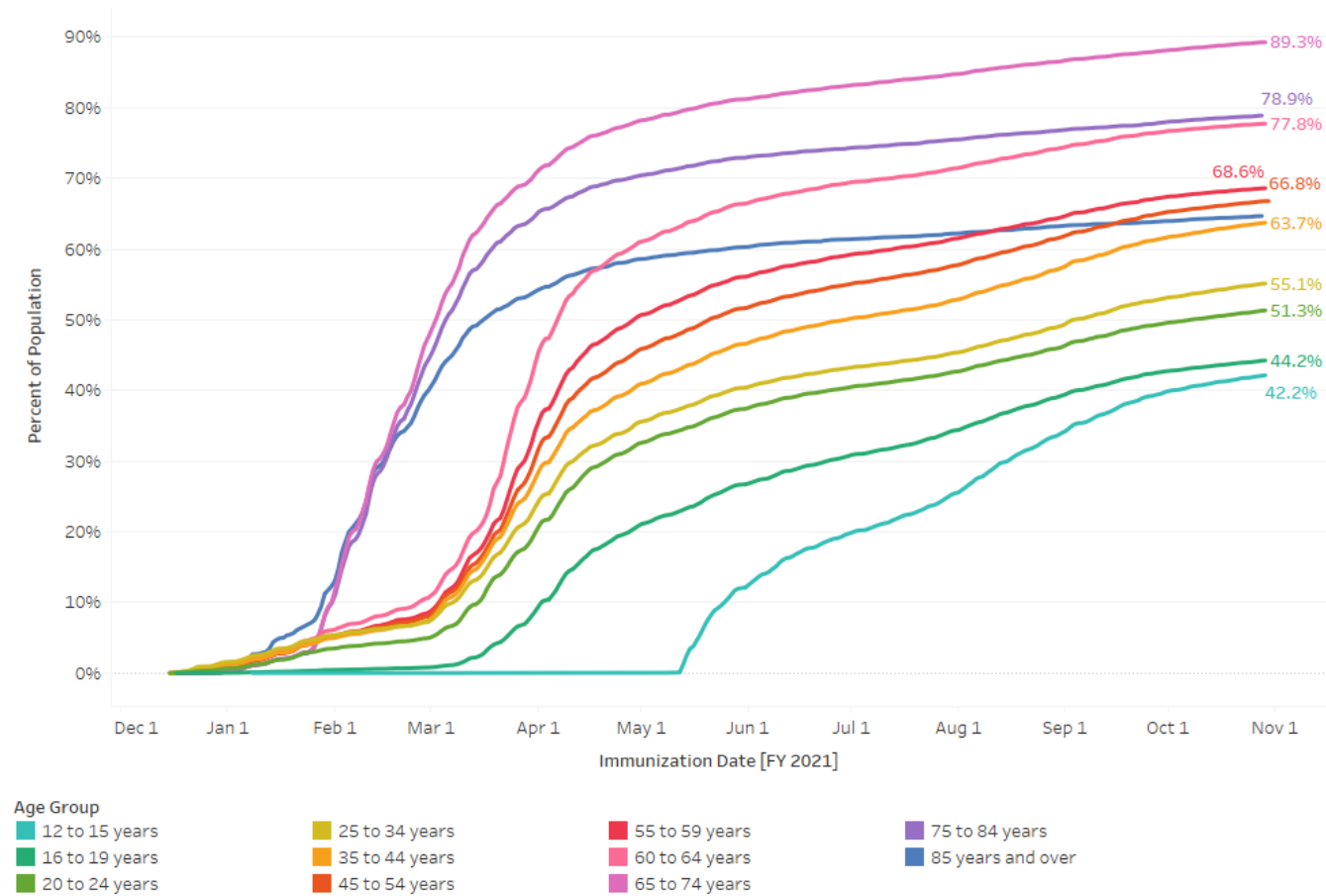
# VACCINE UPDATE

- 58.3% Fully Vaccinated
- 63.3% Single Dose
- 42.2% 12-15 Year Olds with at least one dose



## Vaccination Trends Over Time By Age Group

Percent of City of Milwaukee Residents with One or More Vaccination Doses  
By Age Group

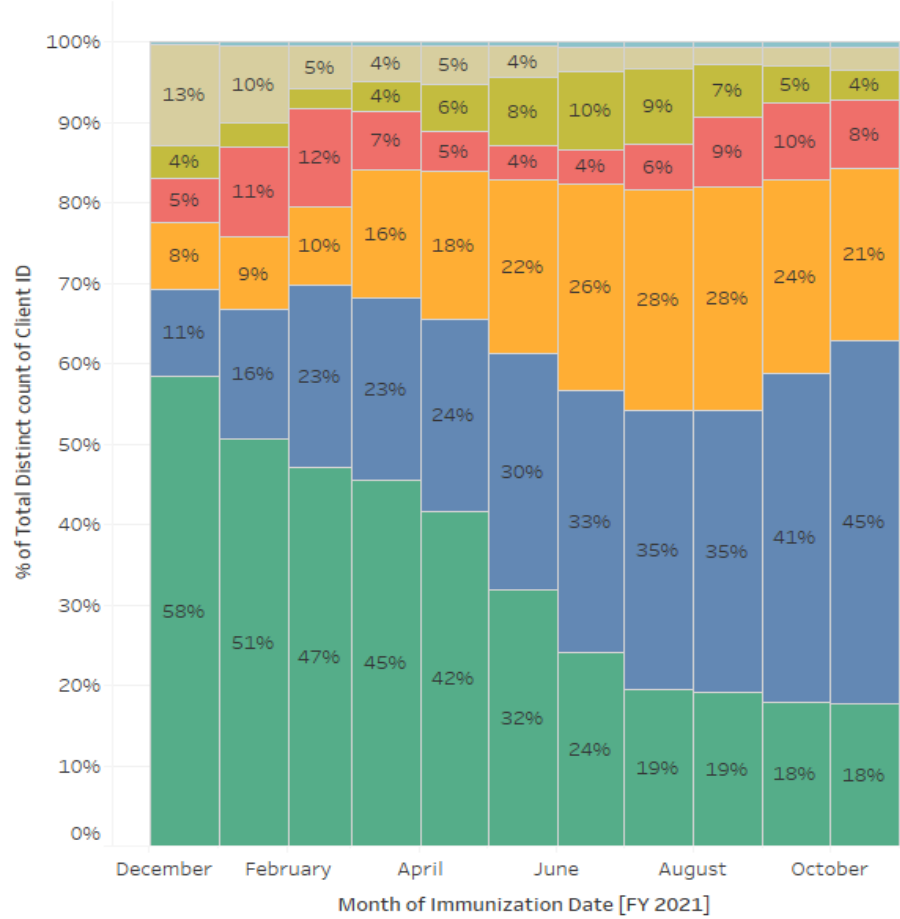


CITY OF MILWAUKEE  
HEALTH DEPARTMENT

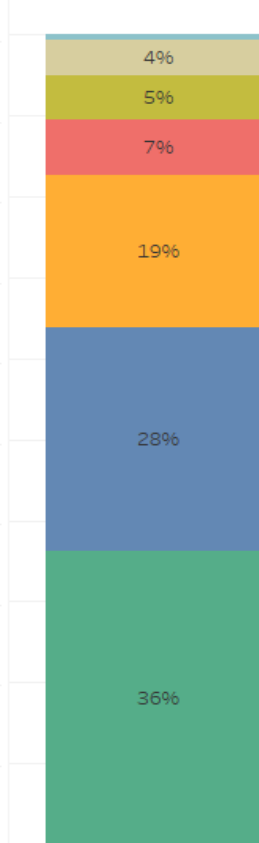
LIVING YOUR BEST LIFE.



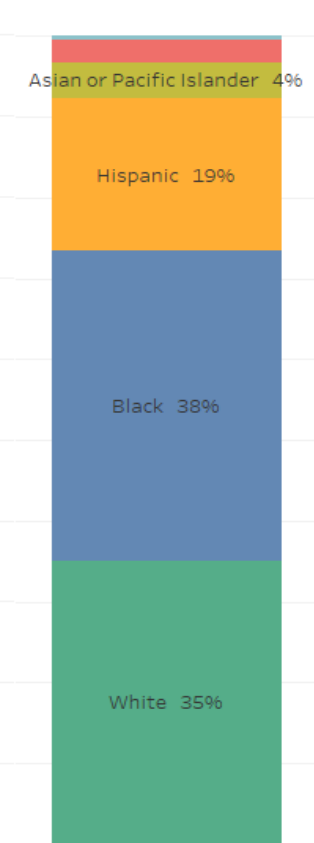
Race Demographics by Month - Individuals Receiving First Vaccine Dose



Overall Vaccine Demographics



Overall City Population Demographics




■ Native  
■ Unknown  
■ Asian or Pacific Islander  
■ Other or Multiple Races  
■ Hispanic  
■ Black  
■ White



# VARIANTS IN WI

- B.1.617.2 – 99.5% of Sequenced Samples in October

## Wisconsin SARS-CoV-2 (hCoV-19) Genomic Dashboard

enabled by data from 

Sequencing Report Variant Report Geographical Report About the Data

### Alpha

Last 30 Days: **1**

Total: **3761**

B.1.1.7, Q.1 - Q.8

### Beta

Last 30 Days: **0**

Total: **80**

B.1.351, B.1.351.2, B.1.351.3

### Gamma

Last 30 Days: **0**

Total: **304**

P.1, P.1.1, P.1.2

### Delta

Last 30 Days: **387**

Total: **11297**

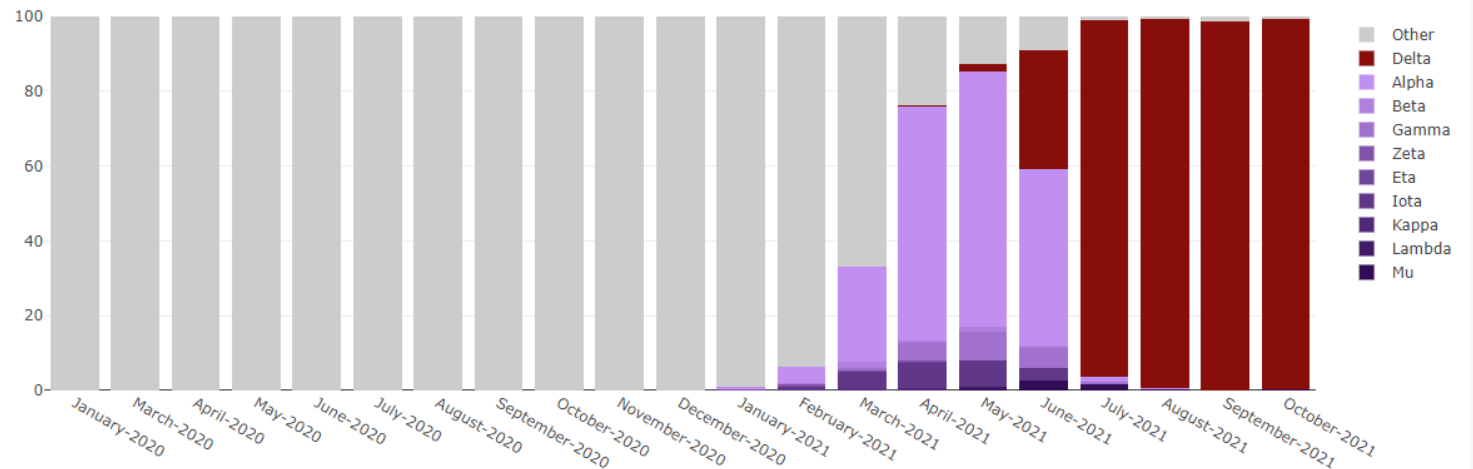
B.1.617.2, AY.1 - AY.47

### Proportion of Variants

Variants of Concern

Variants Being Monitored

Search Variants



Proportion of sequenced strains that are variants of concern (red) and variants being monitored (purple), over time by sample collection date.

Time Period

Monthly

Variant Label

WHO

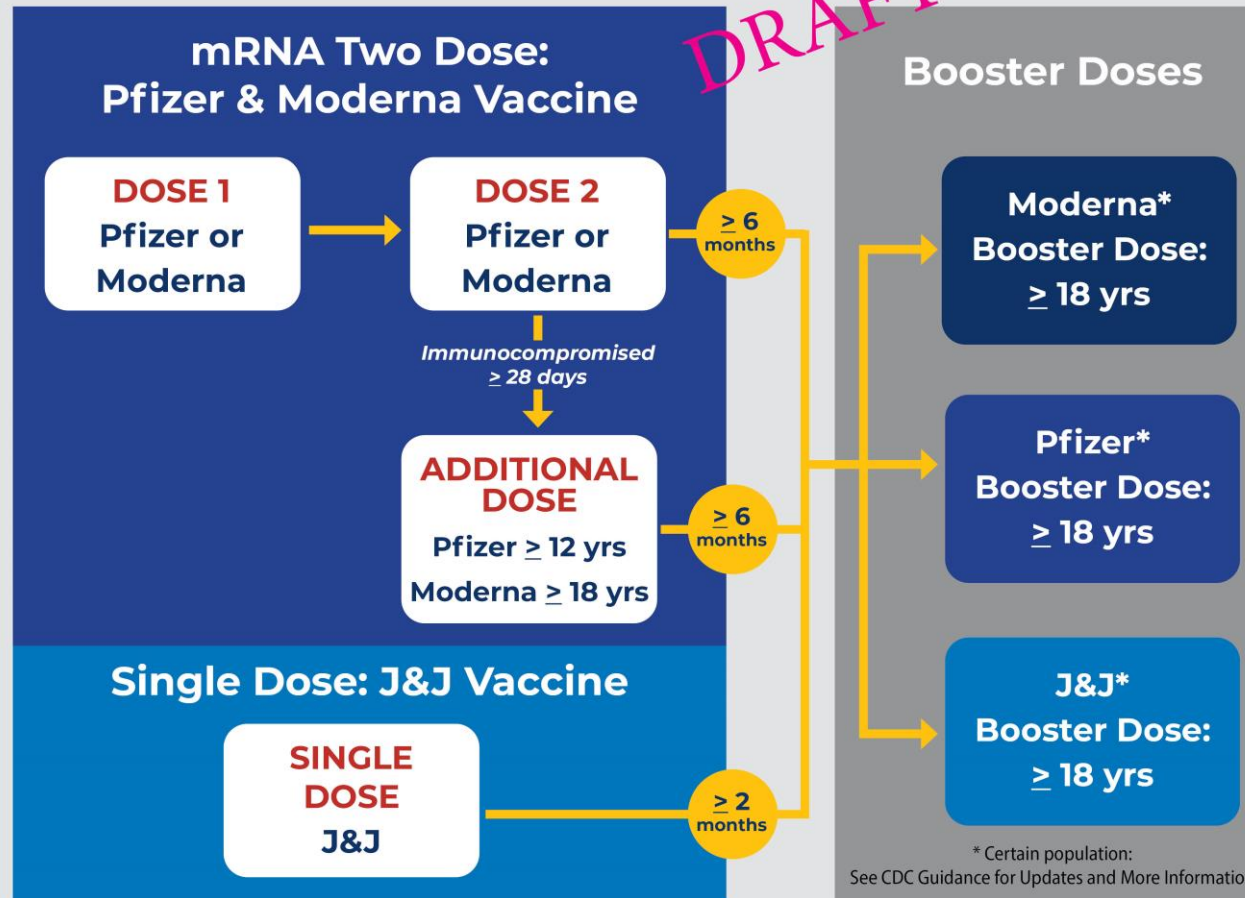
# CITY VACCINE MANDATE

## MHD SPECIFIC

- Religious and Medical Exemptions
  - 8 Requests, 6 Approved
- 97.1% Vaccinated
- 146 Temporary Employees through PS Staffing
  - Vaccine mandate does not apply



# COVID-19 Vaccine Recommendations With Additional and Booster Doses



# COVID VACCINE FOR CHILDREN

AGES 5-11

- Pfizer authorized under EUA
  - 2 Dose Regimen
  - Oct. 29 – FDA
  - Nov. 2 – CDC (ACIP and Director)
- Will begin when:
  - CDC releases clinical guidance
  - WI DHS updates and distributes Immunization Program Policy and Procedure Manual

# COVID VACCINE FOR CHILDREN

MHD @ ALL SITES

- MPS Partnership
  - 12 Schools
- Seton Schools
  - 9 Schools



# TESTING & VACCINE SITES

MHD RUN – (1<sup>ST</sup>, 2<sup>ND</sup>, BOOSTER, PEDIATRIC – ALL VARIATIONS)

- Southside Clinic & Northwest Health Clinic
  - 9-3 Monday & Friday
  - 12-6 Tuesday & Thursday
  - 9-1 Saturday
- Menomonee Valley (2401 W. St. Paul Avenue)
  - 12-6 MWF
  - 9-3 Tuesday & Thursday

*\*\$25 gift cards for 2<sup>nd</sup> dose available for City of Milwaukee Residents*

# ARPA FUNDING – 42.6M

OVP, LEAD, COVID-19 RESPONSE

- Office of Violence Prevention
  - 3.27M City
  - 8M State
- Lead Program
  - 26M
- COVID-19 Response
  - 13M to continue operations
  - Salaries for contact tracing

# 140 REVIEW UPDATE

- Strategic Planning Underway
- Please respond to Genesis Consulting
- Qualitative Data Collection Phase

# QUESTIONS?



CITY OF MILWAUKEE  
**HEALTH DEPARTMENT**

LIVING YOUR BEST LIFE.

