

# MHD UPDATE

Kirsten Johnson  
Commissioner of Health

BOARD OF HEALTH

AUGUST 5, 2021



LIVING YOUR BEST LIFE.



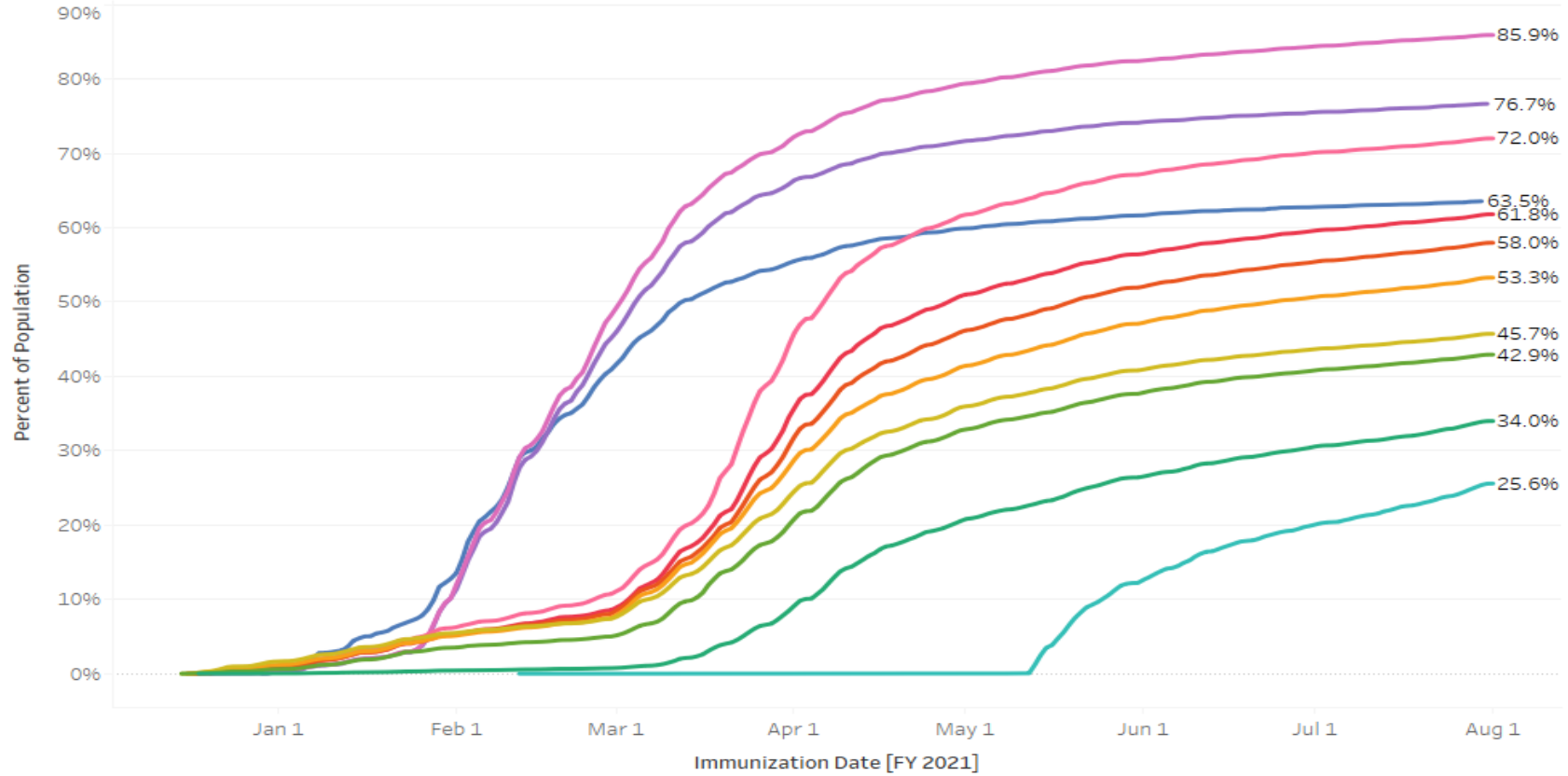
# VACCINE UPDATE

- 50.8% Fully Vaccinated
- 55.2% Single Dose
  
- 25.6% 12-15 Year Olds with at least one dose
  
- 310 Mobile/Pop-Up Clinics
- Canvassed 2,400 Homes (404 Vaccinations)



## Vaccination Trends Over Time By Age Group

Percent of City of Milwaukee Residents with One or More Vaccination Doses  
By Age Group



### Age Group

12 to 15 years  
16 to 19 years  
20 to 24 years

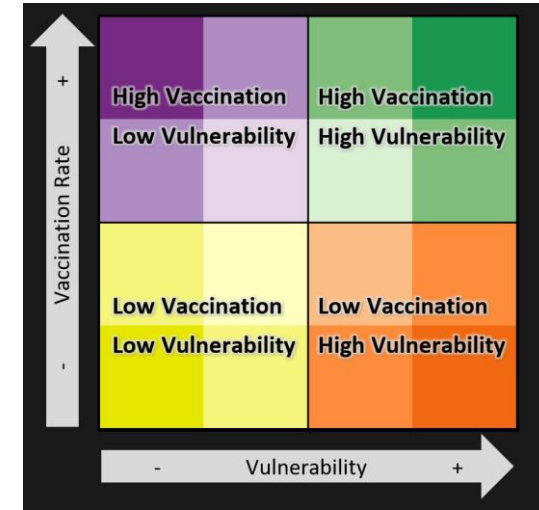
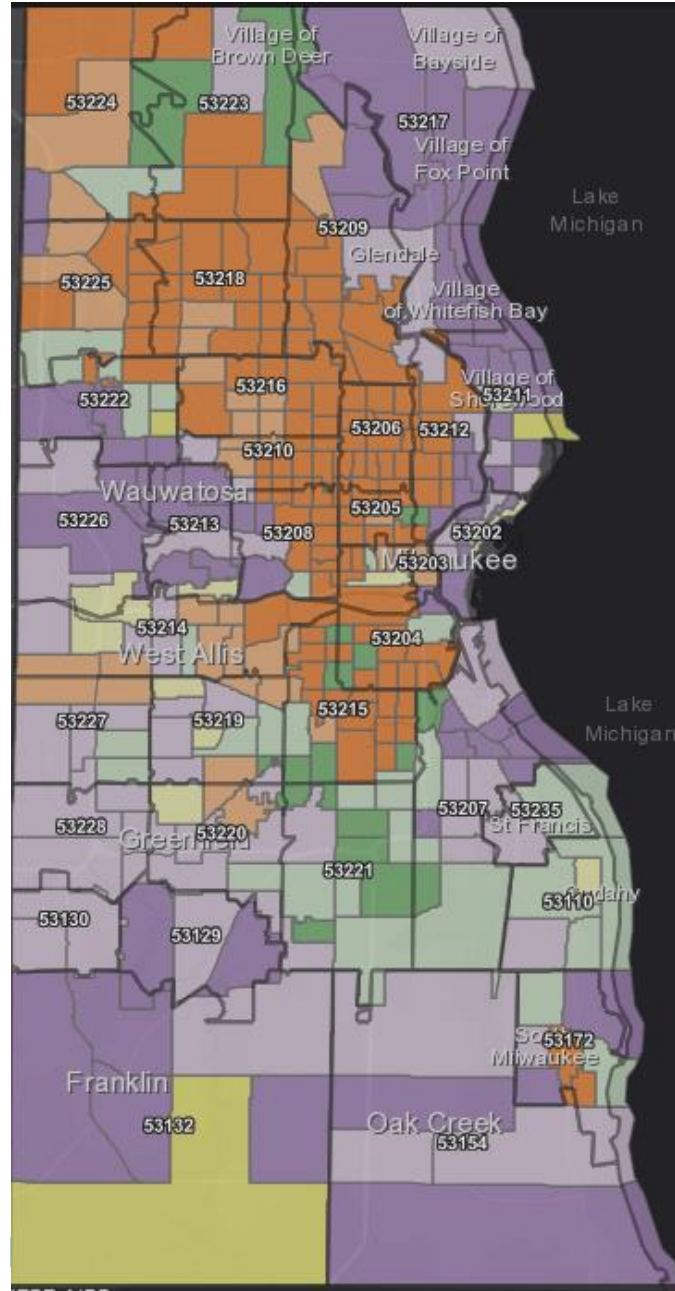
25 to 34 years  
35 to 44 years  
45 to 54 years

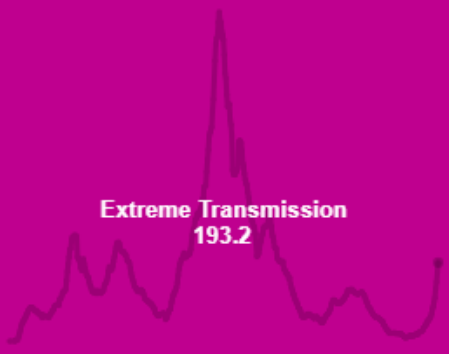

55 to 59 years  
60 to 64 years  
65 to 74 years

75 to 84 years  
85 years and over

Milwaukee County  
Office of Emergency Management

<https://county.milwaukee.gov/EN/COVID-19>



<p style="text-align: center;"><b>Key Indicator Statuses</b>  <b>Updated on Tuesdays &amp; Thursdays</b>  Last Updated: August 3, 2021</p>	<a href="#">Return to Overview</a>
<p><b>Rate of COVID-19 cases per 100,000 over 7 days</b>  <i>Total number of new cases in the City of Milwaukee in the last 7 days divided by the City of Milwaukee population and multiplying by 100,000. Population data is based on US Census, 2019.</i></p> <p style="text-align: center;"> <span style="color: blue;">Blue (Low Transmission):</span> 0-9  <span style="color: yellow;">Yellow (Moderate Transmission):</span> 10-49  <span style="color: orange;">Orange (Substantial Transmission):</span> 50-99  <span style="color: red;">Red (High Transmission):</span> 100-149  <span style="color: purple;">Purple (Extreme Transmission):</span> ≥ 150 </p>	 <p><b>Extreme Transmission</b> 193.2</p>
<p><b>Percentage test positivity over previous 7 days</b>  <i>Total number of positive PCR tests divided by the total number of positive and negative PCR tests for City of Milwaukee residents during the last 7 days..</i></p> <p style="text-align: center;"> <span style="color: blue;">Blue (Low Transmission):</span> &lt;5%  <span style="color: yellow;">Yellow (Moderate Transmission):</span> 5.0% - 7.9%  <span style="color: orange;">Orange (Substantial Transmission):</span> 8.0% - 9.9%  <span style="color: red;">Red (High Transmission):</span> 10.0% - 11.9%  <span style="color: purple;">Purple (Extreme Transmission):</span> ≥ 12% </p>	<p><b>High Transmission</b> 10.1%</p>
<p><b>City of Milwaukee Adult Vaccination Rate</b>  <i>Total number of adult City of Milwaukee residents who have completed their COVID-19 vaccination series divided by the adult population of the City of Milwaukee. Adult is defined as an individual who is 16 years of age or older. Population data is based on U.S. Census, 2019.</i></p>	 <p><b>50.8%</b></p>

\*Note that these metrics are preliminary and may be improved based on best practices for the City of Milwaukee  
\*Metrics exclude last 4 days of data due to delays in reporting.

# Milwaukee MSD Jones Island



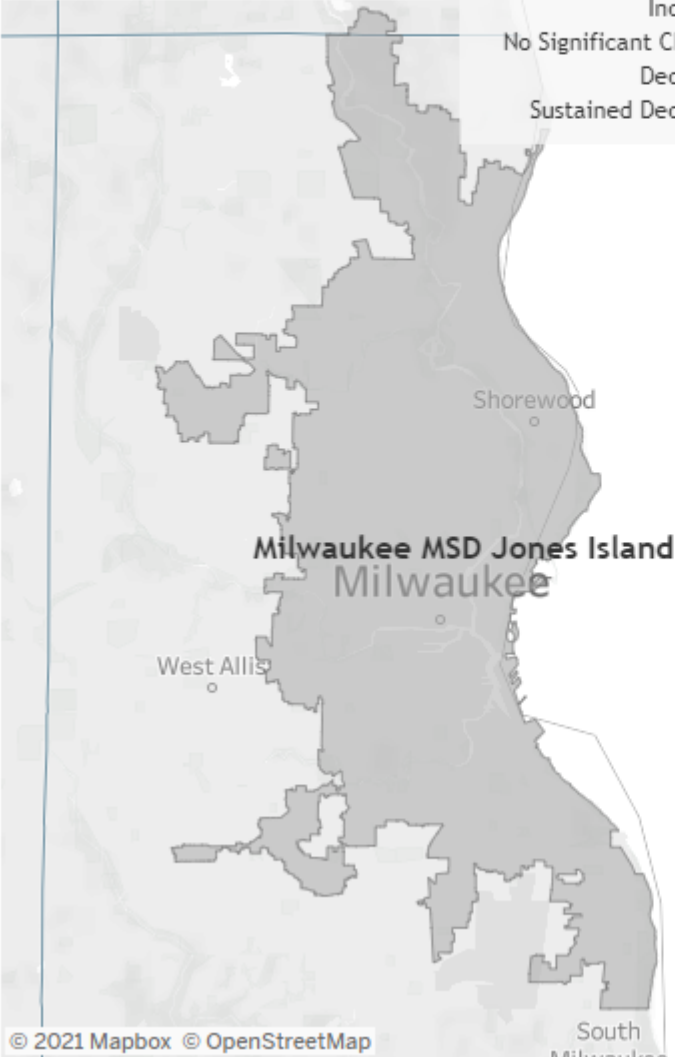
SARS-CoV-2 Concentration:  
**No Significant Change**  
from 7/11/21 to 7/25/21



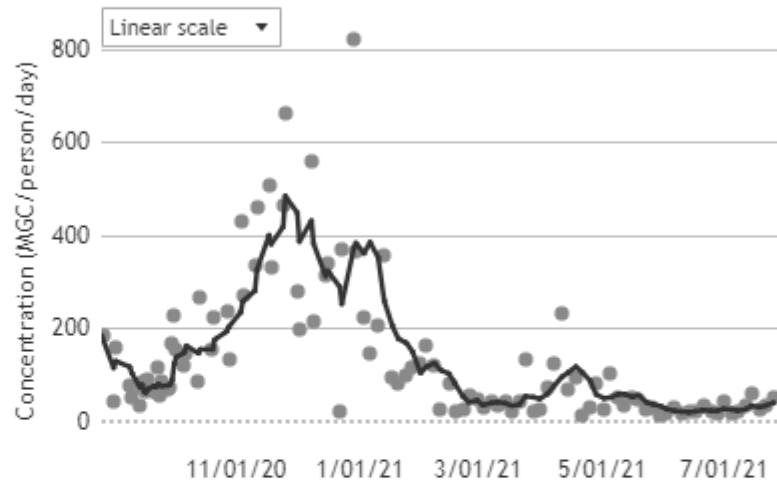
COVID-19 Case Trajectory:  
**Increase**  
from 7/19/21 to 8/3/21

Estimated Population Served: 470,007

- Sustained Increase
- Increase
- No Significant Change
- Decrease
- Sustained Decrease



Wastewater Concentration of SARS-CoV-2 in  
Milwaukee MSD Jones Island



7-day Average Case Rate of COVID-19 within  
Milwaukee MSD Jones Island Sewershed





# DEER DISTRICT

CLOSE TO 600 CONFIRMED AND PROBABLE CASES

- DHS and MHD monitoring
- Difficult to contact trace
- Small percentage of total confirmed cases in July
  - 11,354 in WI



# PUBLIC HEALTH ORDERS

- Alderman Baumann Resolution Introduced
  - Mandatory vaccination for staff
- Mask Advisory Issued on July 29<sup>th</sup>
  - Everyone should mask indoors, regardless of vaccination status

# QUESTIONS?



LIVING YOUR BEST LIFE.

