

# MHD UPDATE

Kirsten Johnson  
Commissioner of Health

BOARD OF HEALTH

JUNE 3, 2021



LIVING YOUR BEST LIFE.



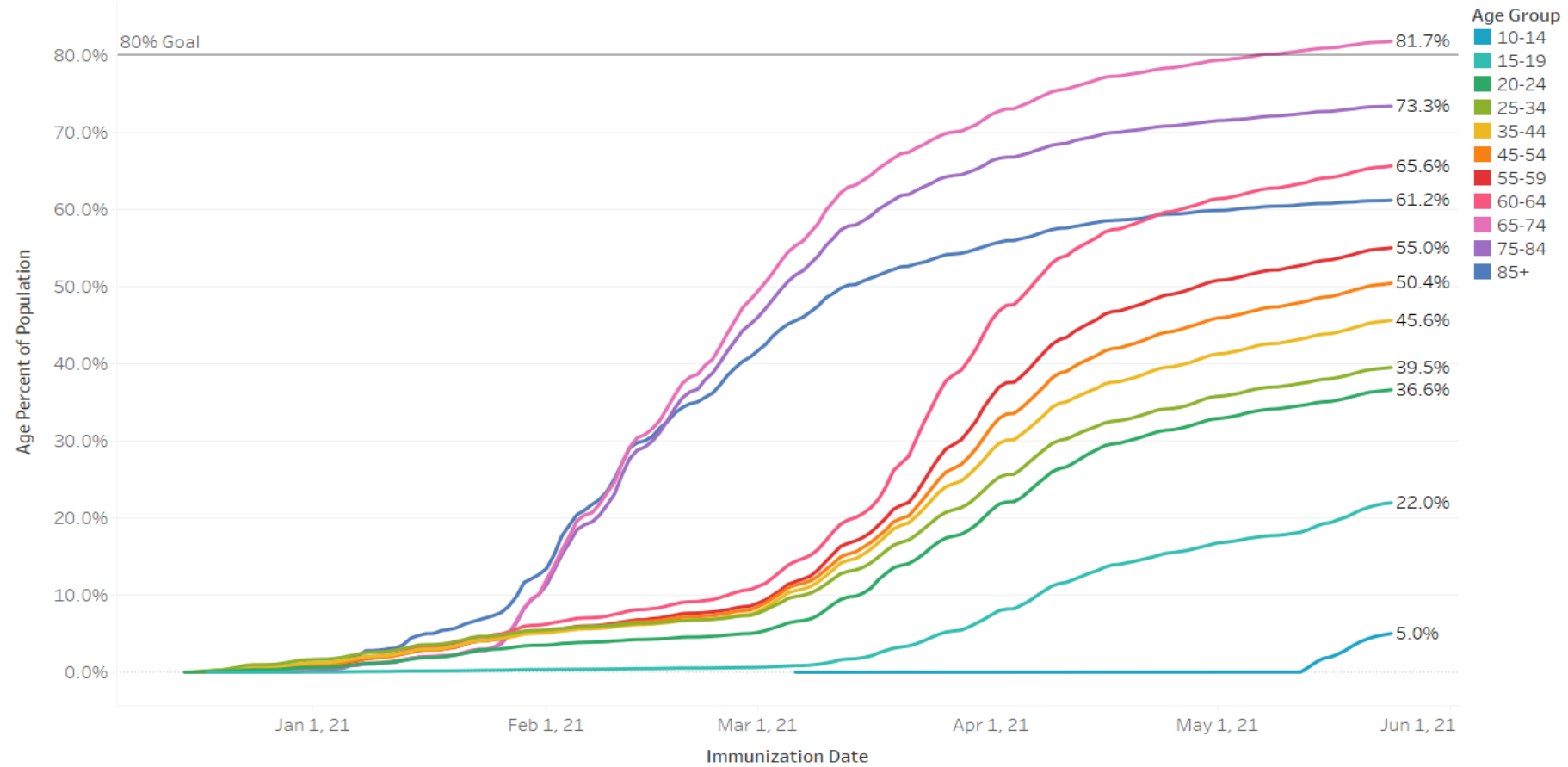
# VACCINE UPDATE

**MHD has administered over 168,000 Doses to DATE**

- 42.9% Fully Vaccinated
- 49.5% Single Dose
- 11.6% 12-15 Year Olds
- 265 Community Clinics Scheduled
- 127 Completed (27,139 Doses)

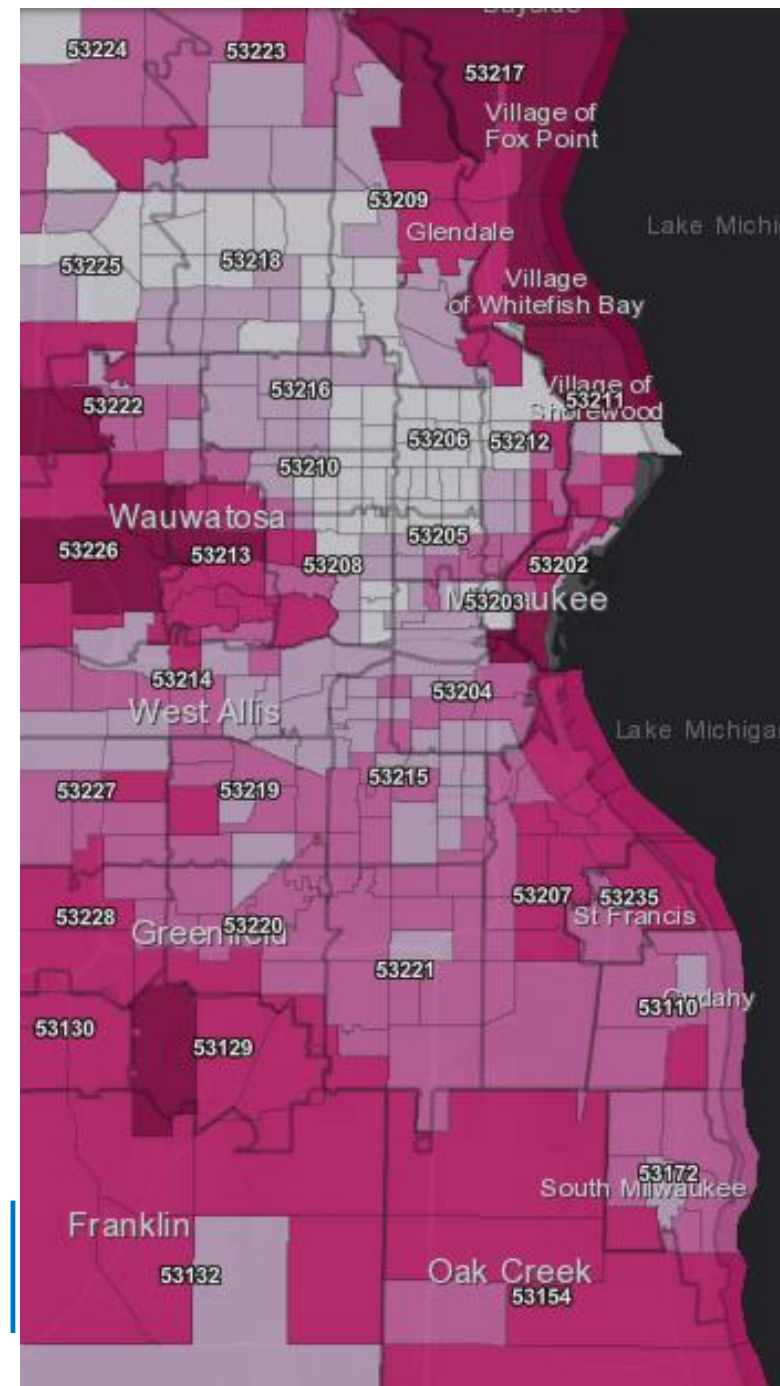


Percent of City of Milwaukee Residents with One or More Vaccination Doses  
By Age Group



Milwaukee County  
Office of Emergency Management

<https://county.milwaukee.gov/EN/COVID-19>



## Key Performance Metrics - Updated on Thursdays

Last Updated: June 3, 2021


[Return to Overview](#)

### Rate of COVID-19 cases per 100,000 over 7 days

Total number of new cases in the City of Milwaukee in the last 7 days divided by the City of Milwaukee population and multiplying by 100,000. Population data is based on US Census, 2019.

Blue (Low Transmission): 0-9  
Yellow (Moderate Transmission): 10-49  
Orange (Substantial Transmission): 50-99  
Red (High Transmission): 100-149  
Purple (Extreme Transmission):  $\geq 150$

Moderate Transmission  
26.8




### Percentage test positivity over previous 7 days

Total number of positive PCR tests divided by the total number of positive and negative PCR tests for City of Milwaukee residents during the last 7 days..

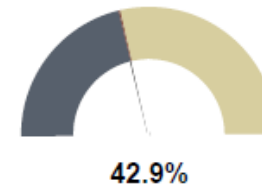
Blue (Low Transmission):  $<5\%$   
Yellow (Moderate Transmission):  $5.0\% - 7.9\%$   
Orange (Substantial Transmission):  $8.0\% - 9.9\%$   
Red (High Transmission):  $10.0\% - 11.9\%$   
Purple (Extreme Transmission):  $\geq 12\%$

Low Transmission  
2.2%



### City of Milwaukee Adult Vaccination Rate

Total number of adult City of Milwaukee residents who have completed their COVID-19 vaccination series divided by the adult population of the City of Milwaukee. Adult is defined as an individual who is 16 years of age or older. Population data is based on U.S. Census, 2019.



CITY OF MILWAUKEE  
HEALTH DEPARTMENT

LIVING YOUR BEST LIFE.

# COVID-19 Wastewater Surveillance in Wisconsin

Date Updated: 6/1/2021

Click on the list or map to select a sewershed. Click again to deselect.

- Algoma WWTF
- Appleton WWTF
- Ashland Sewage Utili..
- Baraboo WWTF
- Beloit WWTF
- Berlin WWTF
- Black River Falls W..
- Burlington WPC
- Cedarburg WWTF
- Chippewa Falls WW..
- Clintonville Waste..
- Columbus WWTF
- De Pere WWTF
- Eau Claire WWTF
- Fox River WPC
- Grafton Water & W..
- Green Bay MSD
- Hartford WPCF
- Hayward WPCF
- Heart of the Valley..
- Hudson WWTF
- Janesville WW Utility
- Kenosha WWTF
- La Crosse WWTP

**Milwaukee MSD  
Jones Island**

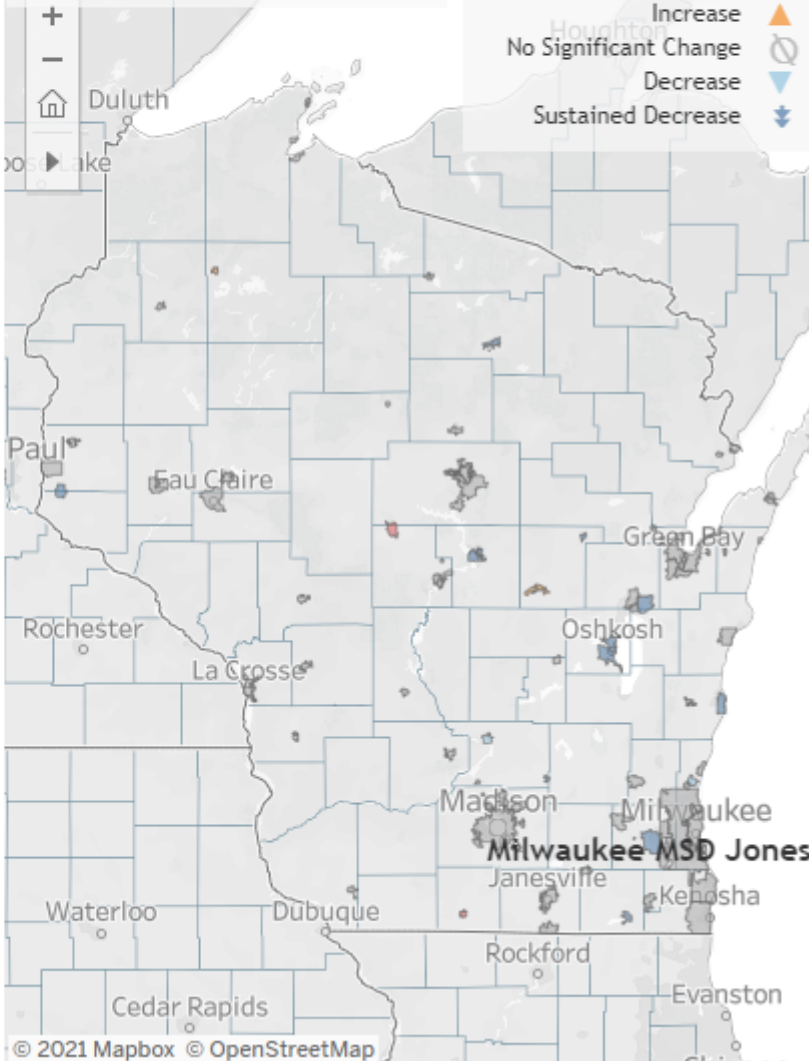


SARS-CoV-2 Concentration:  
**No Significant Change**  
from 5/12/21 to 5/26/21



COVID-19 Case Trajectory:  
**Decrease**  
from 5/17/21 to 6/1/21

Estimated Population Served: 470,007

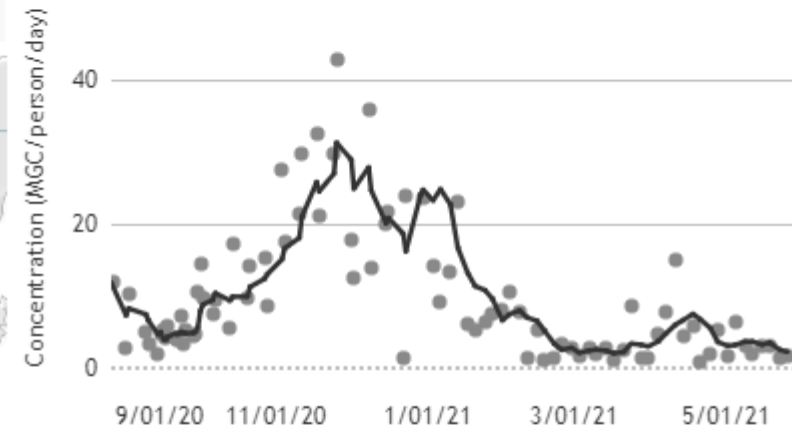


Sustained Increase  
Increase  
No Significant Change  
Decrease  
Sustained Decrease



Wastewater Concentration of SARS-CoV-2 in  
Milwaukee MSD Jones Island

Linear scale

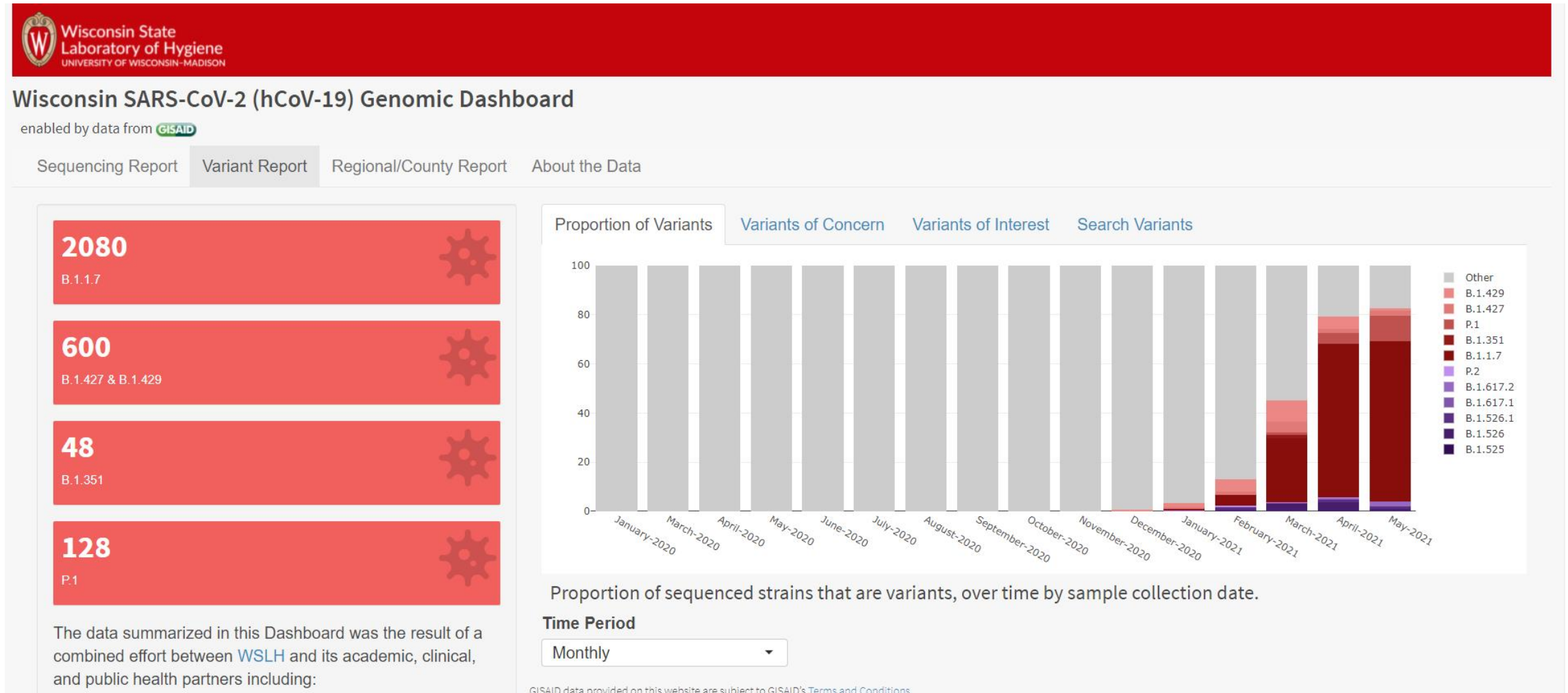


7-day Average Case Rate of COVID-19 within  
Milwaukee MSD Jones Island Sewershed



# VARIANTS IN WI

- B.1.617.2 – 2% of Sequenced Samples in May





# PUBLIC HEALTH ORDERS

EXPIRED JUNE 1, 2021

- Mask Ordinance tied to Moving Milwaukee Forward
- All restrictions lifted
- Unvaccinated continue to mask in public
- Challenge in enforcement
  - May 13
    - Announce reopening on June 15
    - Outdoor amendment to Mask Ordinance by Public Safety and Health
    - 1PM CDC Announcement



# Choosing Safer Activities

Accessible link: <https://www.cdc.gov/coronavirus/2019-ncov/daily-life-coping/participate-in-activities.html>

		Unvaccinated People	Examples of Activities	Fully Vaccinated People
		<b>Outdoor</b>		
Safest			Walk, run, wheelchair roll, or bike outdoors with members of your household	
			Attend a small, outdoor gathering with fully vaccinated family and friends	
			Attend a small, outdoor gathering with fully vaccinated and unvaccinated people, particularly in areas of substantial to high transmission	
Less Safe			Dine at an outdoor restaurant with friends from multiple households	
Least Safe			Attend a crowded, outdoor event, like a live performance, parade, or sports event	
		<b>Indoor</b>		
Less Safe			Visit a barber or hair salon	
			Go to an uncrowded, indoor shopping center or museum	
			Attend a small, indoor gathering of fully vaccinated and unvaccinated people from multiple households	
Least Safe			Go to an indoor movie theater	
			Attend a full-capacity worship service	
			Sing in an indoor chorus	
			Eat at an indoor restaurant or bar	
			Participate in an indoor, high intensity exercise class	



# QUESTIONS?



CITY OF MILWAUKEE  
**HEALTH DEPARTMENT**

LIVING YOUR BEST LIFE.

