

2010-2020 SMART Goal Accomplishments

2/2/2021

Consumers Served by BHD Community Services

2010: 10,139

2020: 9,982

-1.5%

Please see footnote (1) below

Psychiatric Crisis Service (PCS) Visits

2010: 13,443

2020: 6,471

-51.9%

Individualized, Person-Centered Crisis Plans for Individuals Seen at Psychiatric Crisis Service

2020: 3,350

2012: 136

+2363%

Emergency Detentions in PCS

2010: 8,264

2020: 2,946

-64.4%

Certified Peer Specialists (Milwaukee County)

2020: 125

2010: 16

+681.3%

Acute Adult Admissions

2010: 2,254

2020: 648

-71.3%

Recovery-Oriented Supportive Housing Units

2020: 1,204

2010: 248

+385.5%

Acute Inpatient Average Daily Census

2010: 94.7

2020: 35.9

-62.1%

Acute Adult Inpatient MHSIP Satisfaction Survey (Positive Rating)

2020: 75.3%

2010: 70.5%

+4.8

Percentage Points

30-day Readmission Rate Following Acute Inpatient Services

2010: 14.1%

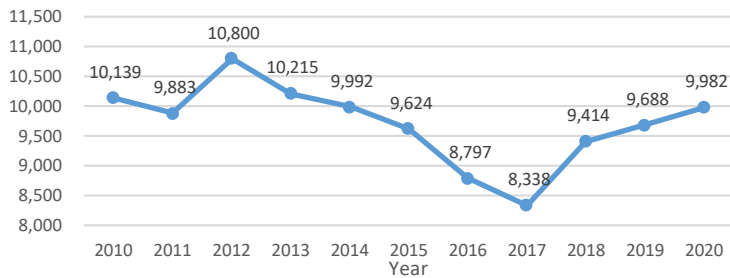
2020: 9.5%

-32.6%

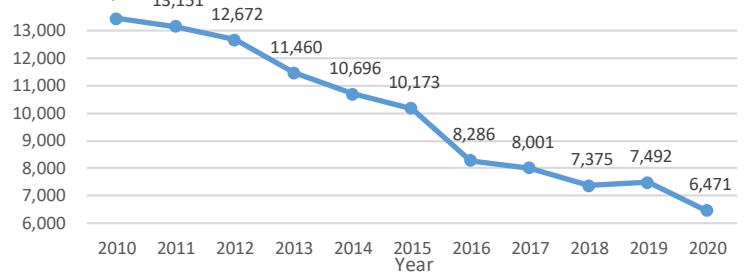
(1) The 2010-2020 decrease in consumers served by BHD Community Services is due to the increase in Medicaid enrollees as well as the implementation of Avatar, which consolidated separate mental health and AODA systems, where there was duplication of clients in the past.

2010-2020 SMART Goal Accomplishments

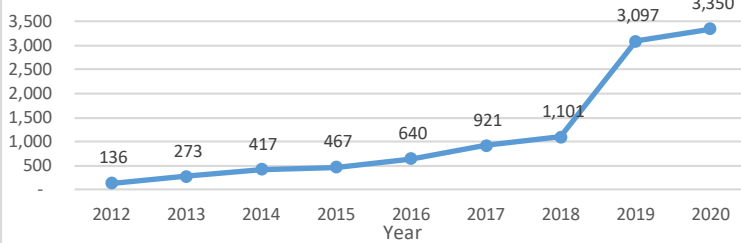
Consumers Served by BHD Community Services



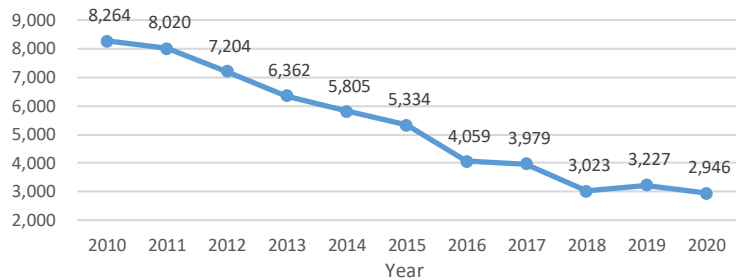
Psychiatric Crisis Service (PCS) Visits



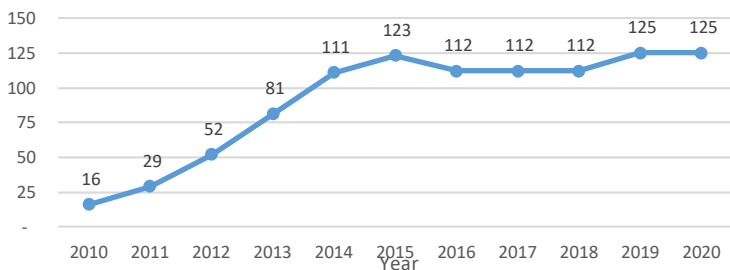
Individualized, Person-Centered Crisis Plans for Individuals Seen at PCS



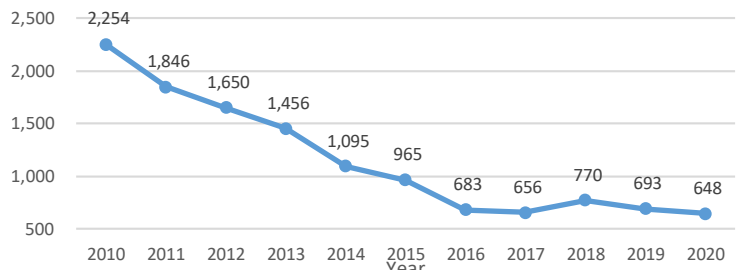
Emergency Detentions in PCS



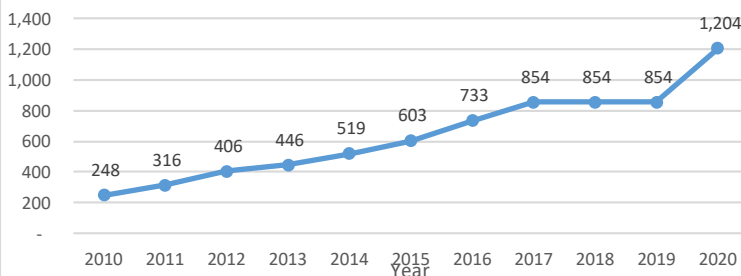
Certified Peer Specialists (Milwaukee County)



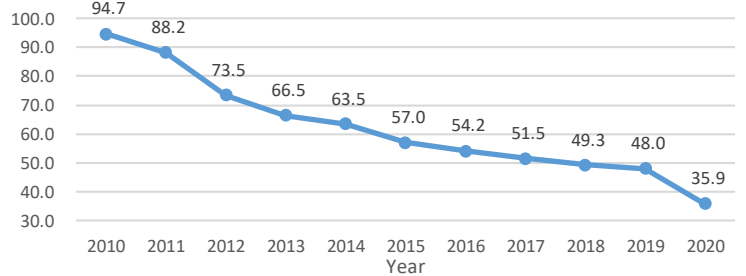
Acute Adult Admissions



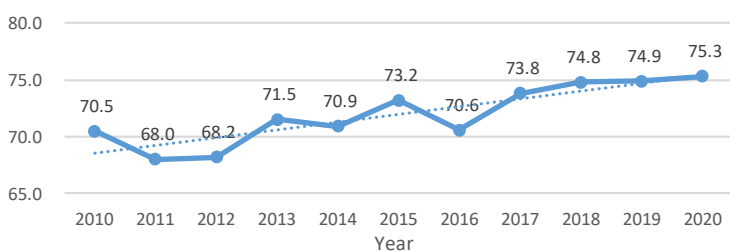
Recovery-Oriented Supporting Housing Units



Acute Inpatient Average Daily Census



Acute Adult Inpatient MHSIP Satisfaction Survey (Positive Rating %)



Acute Adult 30-Day Readmission Rate

