



# MEMORANDUM

---

## LEGISLATIVE REFERENCE BUREAU

---

WWW.MILWAUKEE.GOV/LRB

---

**To:** City-County Task Force on Climate Change and Economic Equity  
**From:** Luke Knapp, Legislative Fiscal Analyst  
**Date:** December 19, 2019  
**Subject:** WAP Reports – Milwaukee County

---

This memorandum is in response to a request from the City-County Task Force on Climate and Economic Equity to analyze weatherization programs available to Milwaukee residents, including how frequently they are utilized and by what population/demographic group. Attached to this memo are demographics reports from the organizations known to provide weatherization services through the Weatherization Assistance Program (WAP) in Milwaukee County. Within this memo are graphs to further depict the data from these organizations.

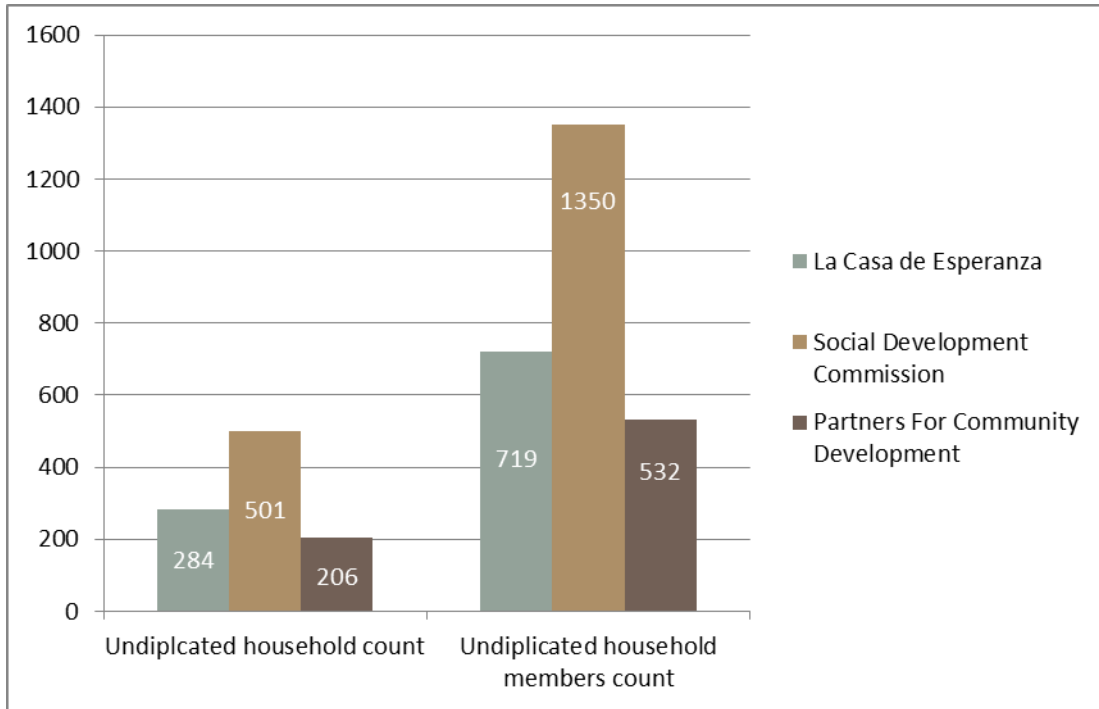
Weatherization is the process of protecting a building and its interior from the weather and optimizing energy efficiency. Buildings consume a significant amount of energy and account for a large portion of emissions. Weatherization can be done by sealing bypasses, air ducts and recessed lighting fixtures, protecting pipes, providing proper ventilation, installing insulation, storm-doors and storm-windows, and many other structural alterations. The Office of Energy Efficiency and Renewable Energy states that these weatherization procedures return \$2.78 in non-energy benefits for every \$1.00 invested. It also estimates that weatherization can save \$514 in out-of-pocket medical expenses and \$583 in pay per year due to fewer missed days of work.

The Weatherization Assistance Program (WAP) provides energy conservation services to eligible households to help reduce home energy costs and save energy. The work provided often includes insulation, sealing air leaks, installation of energy-saving products, and repair or replacement of inefficient furnaces or other appliances. To be qualified for the program, applicants must meet a number of criteria, including a demonstrated need for financial assistance with home energy costs and an annual household income below a certain threshold. WAP contracts with local agencies to provide these services.

The LRB was able to identify three organizations providing weatherization services in Milwaukee County as part of the WAP program: La Casa de Esperanza, Social Development Commission, and Partners for Community Development. Below is data on the populations these organizations serve in Milwaukee County. The geographic location of participants was not provided. The data are representative of weatherization services taking place between January 1<sup>st</sup>, 2019 and when it was pulled on December

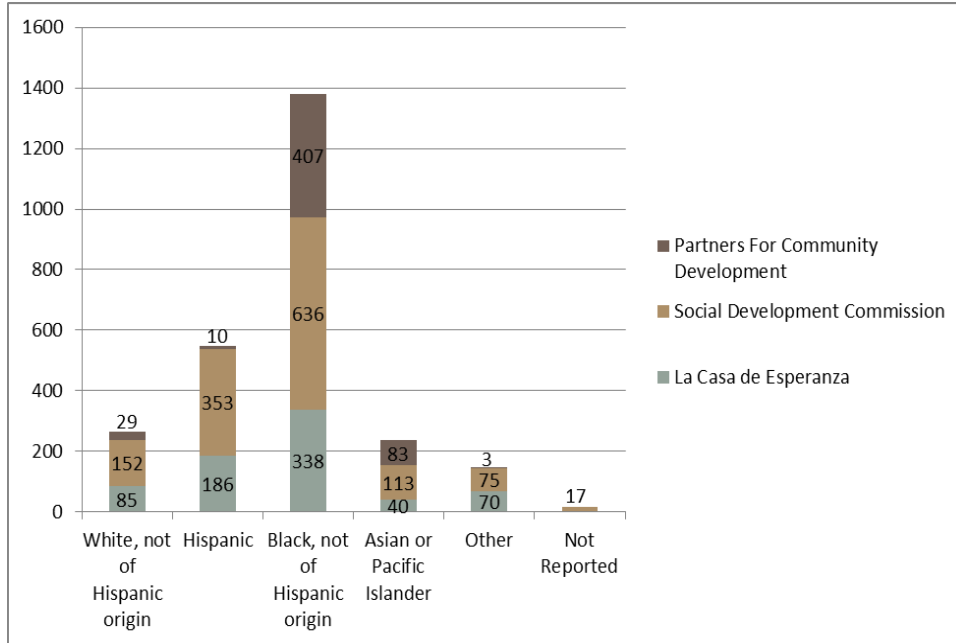
12, 2019. There may be other organizations providing weatherization services in Milwaukee; however, their data was not available in WAP's detailed reports.

Total Count of Participants per Organization – 1/1/19-12/12/19



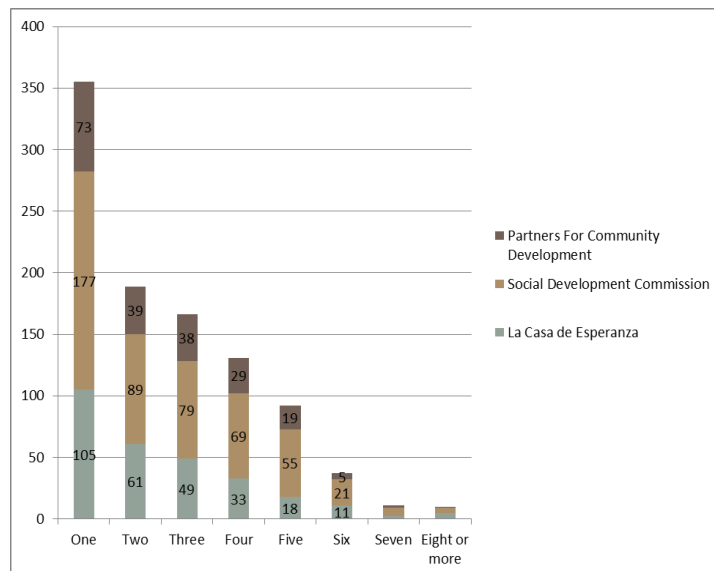
At the date the data were retrieved, the total unduplicated household count of all three organizations is 991. The total unduplicated household members count for all three organizations is 2,601. The Social Development Commission has performed weatherization services for the most households with 501, and the most household members with 1,350.

Ethnicity – 1/1/19-12/12/19



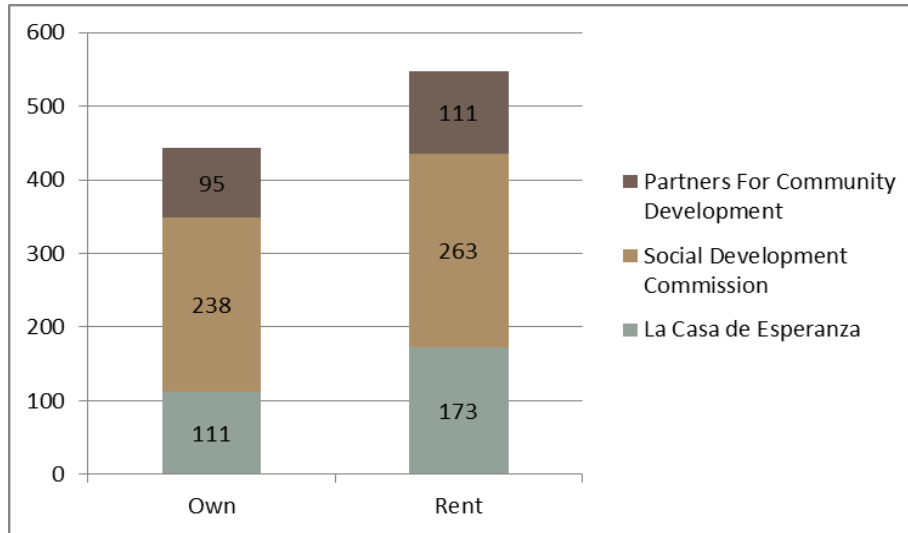
In Milwaukee County, the most served demographic group, with a total across the three organizations of 1,381, identifies as “Black, not of Hispanic origin”. The second most served demographic among the three organizations, with 549, identifies as Hispanic.

Size of Family – 1/1/19-12/12/19



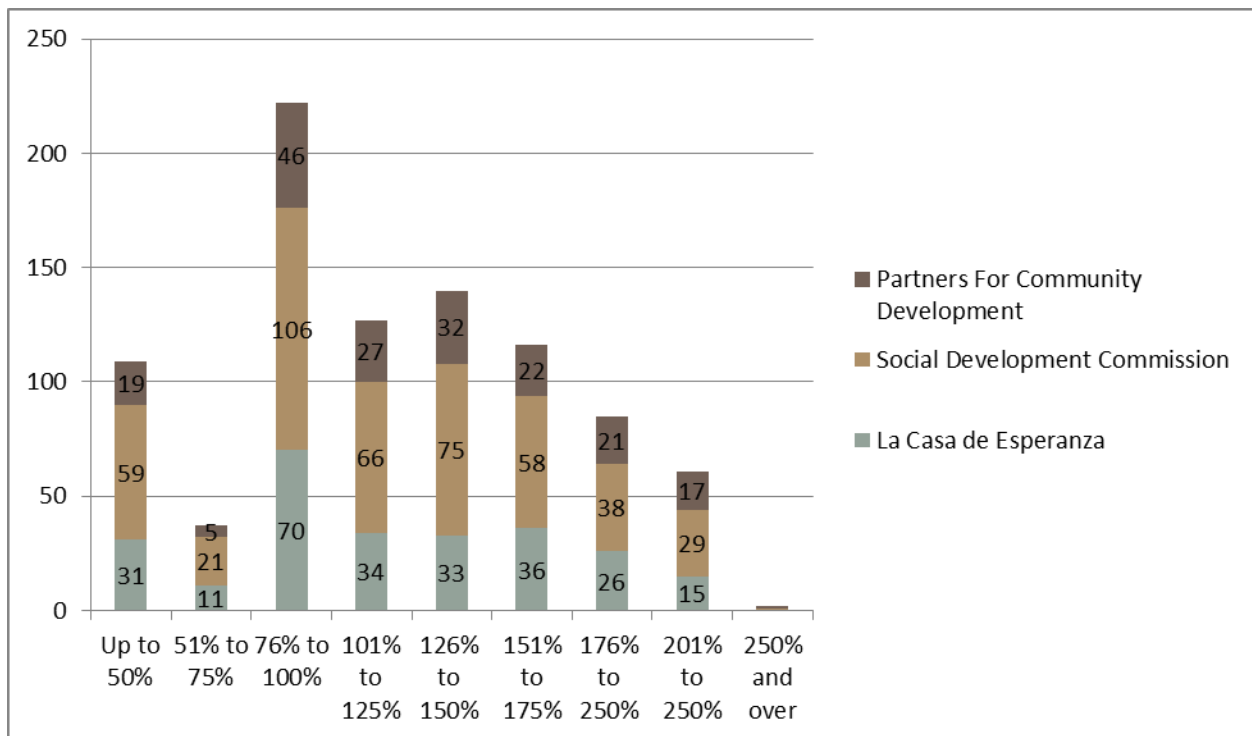
The most common size of family is one, with 355 being served across the three organizations.

Housing – 1/1/19-12/12/19



More participants rent their home (547) than own (444) for WAP. However, the number is fairly even (55% to 45%).

Federal Poverty Level – 1/1/19-12/12/19



The most common income bracket for those receiving WAP is 76% to 100% of the Federal Poverty Level (222 participants). The majority of those receiving benefits are above the federal poverty level, though. In total, 368 of participants (41%) in WAP

programs were at or below the federal poverty level in 2019. That is compared to 530 (59%) above the federal poverty level.

LRB 175540