

MILWAUKEE DOWNTOWN & THIRD WARD CRIME

MILWAUKEE POLICE DEPARTMENT



METHODS

- The Milwaukee downtown area is defined as Juneau Avenue to Clybourn Street/Prospect Avenue to North 10th Street.
- The City of Milwaukee neighborhood shapefile which defines the spatial boundary of the Third Ward is utilized for this area.
- The Third Ward includes St. Paul Avenue to Erie Street/Harbor Drive to Water Street.
- All Part I Crimes reflect distinct incidents.

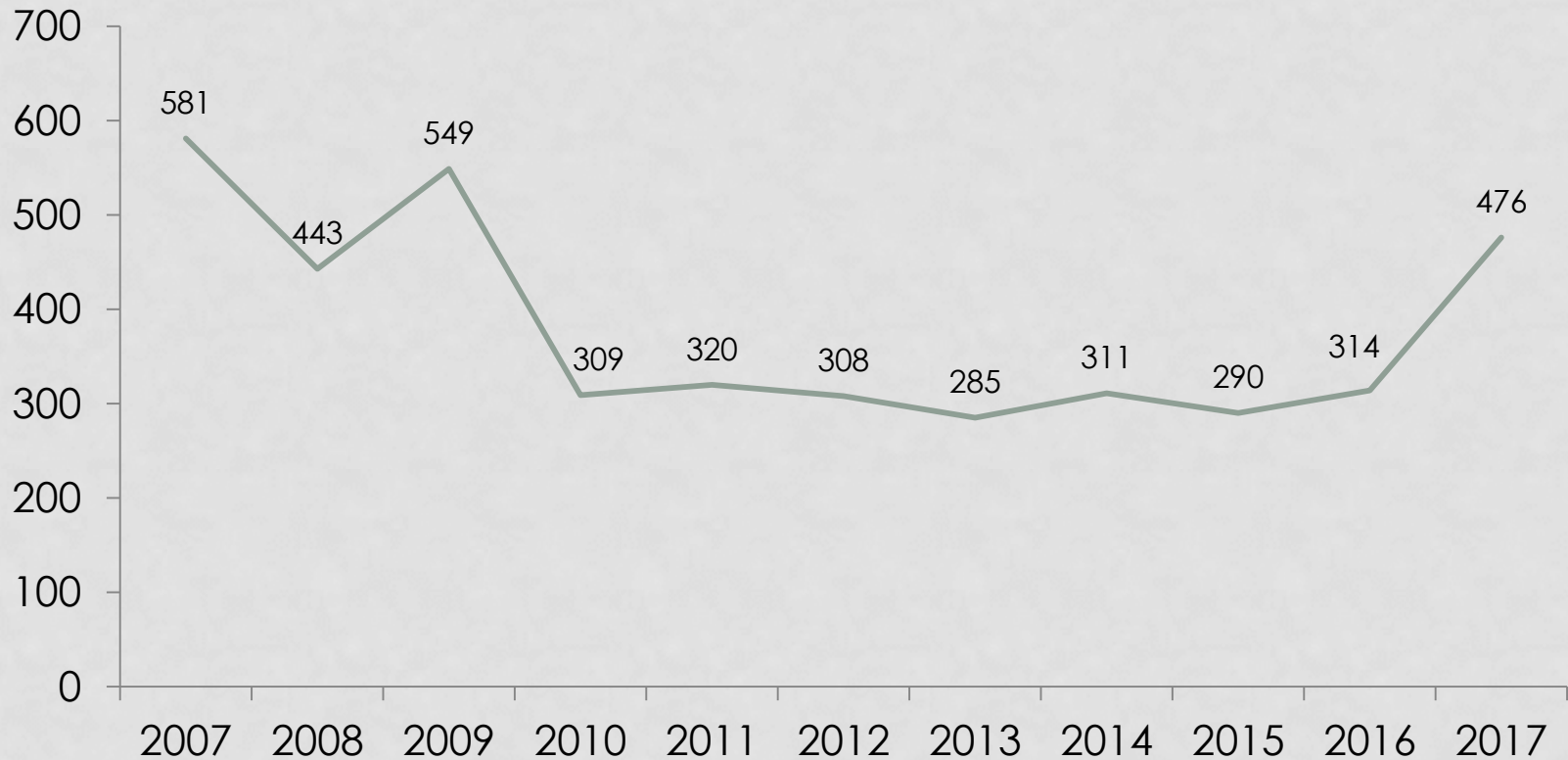
DOWNTOWN MILWAUKEE

PART I CRIME

Offense	2007	2008	2009	2010	2011	2012	2013	2014	2015	2016	2017	16-17 Change	07-17 Change
Homicide	1	1	0	2	1	0	0	0	0	0	0	NC	-100%
Rape	17	16	14	16	8	10	4	7	5	5	15	200%	-12%
Robbery	37	42	36	30	33	35	47	46	62	51	39	-24%	5%
Aggravated Assault	48	41	41	54	32	40	38	55	38	51	59	16%	23%
Burglary	57	56	33	38	23	38	56	87	73	77	86	12%	51%
Auto Theft	110	105	84	94	76	58	58	65	95	115	128	11%	16%
Theft	1,213	965	1,052	766	807	779	752	736	609	604	758	25%	-38%
Arson	4	4	0	2	1	0	0	3	0	3	2	-33%	-50%
Violent Crime	103	100	91	102	74	85	89	108	105	107	113	6%	10%
Property Crime	1,384	1,130	1,169	900	907	875	866	891	777	799	974	22%	-30%
Part I Crime	1,485	1,225	1,257	999	980	957	955	997	880	904	1,080	19%	-27%

Crime data counts distinct incidents based on the reported date for the time period of January 1 – December 31, 2007-2017. Violent crime includes homicide, rape, robbery, and aggravated assault; property crime includes burglary, auto theft, theft, and arson.

DOWNTOWN MILWAUKEE THEFT FROM MOTOR VEHICLE



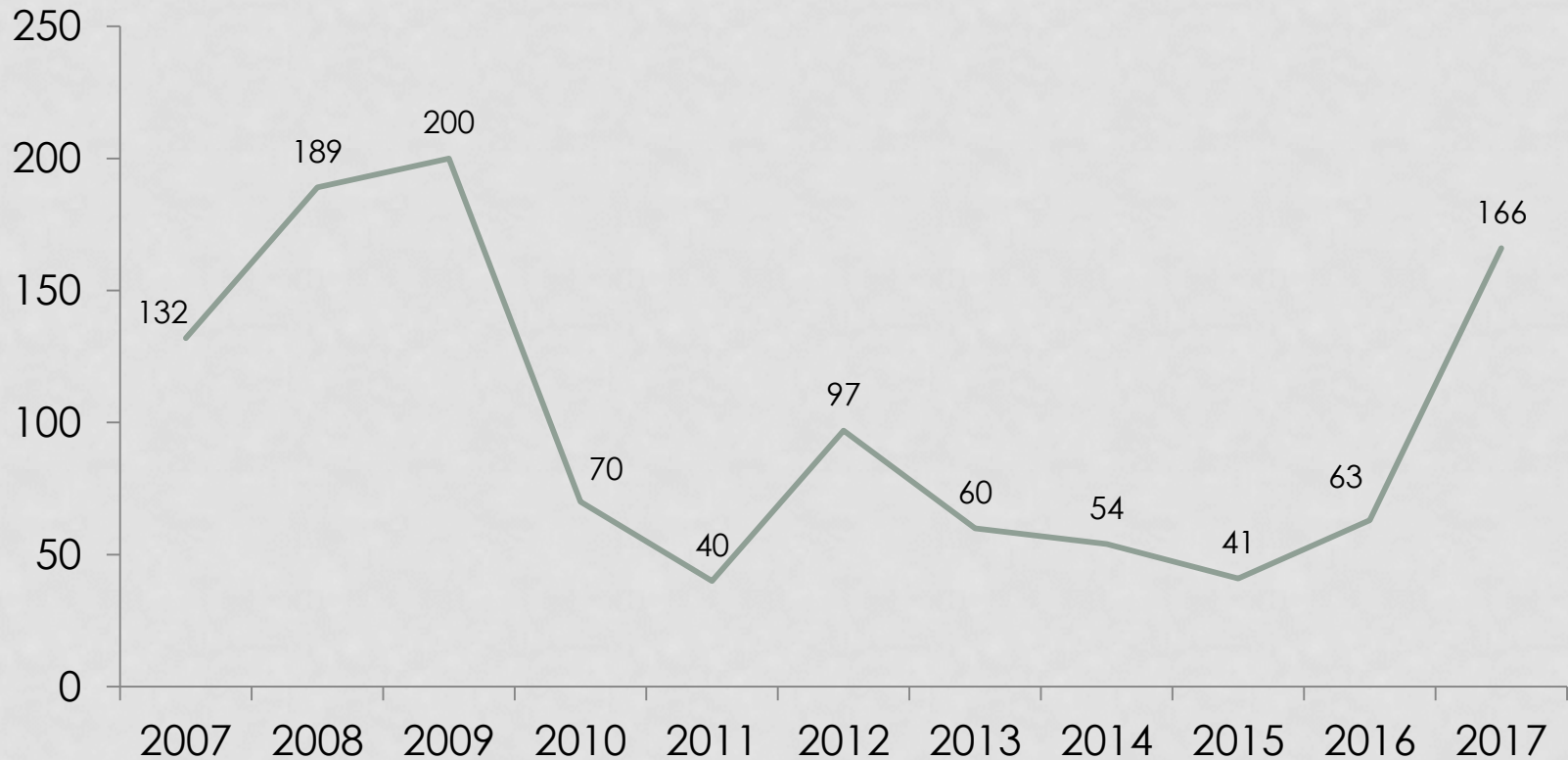
Data counts distinct incidents of theft from motor vehicle (23F) for the time period of January 1 - December 31, 2007-2017. Note the terms theft from motor vehicle and entry to auto are used interchangeably.

THIRD WARD PART I CRIME

Offense	2007	2008	2009	2010	2011	2012	2013	2014	2015	2016	2017	16-17 Change	07-17 Change
Homicide	0	0	0	0	0	0	0	0	0	0	0	NC	NC
Rape	0	1	0	0	2	0	0	2	0	2	2	0%	NC
Robbery	2	0	5	3	3	0	10	2	2	2	3	50%	50%
Aggravated Assault	3	6	3	7	4	1	5	5	5	5	6	20%	100%
Burglary	13	8	14	11	4	8	16	22	12	23	10	-57%	-23%
Auto Theft	13	16	12	18	8	6	12	6	11	30	25	-17%	92%
Theft	202	281	271	141	123	171	137	142	91	110	218	98%	8%
Arson	0	0	0	0	0	0	0	1	0	0	0	NC	NC
Violent Crime	5	7	8	10	9	1	15	9	7	9	11	22%	120%
Property Crime	228	305	297	170	135	185	165	171	114	163	253	55%	11%
Part I Crime	233	312	305	179	144	186	180	180	121	172	263	53%	13%

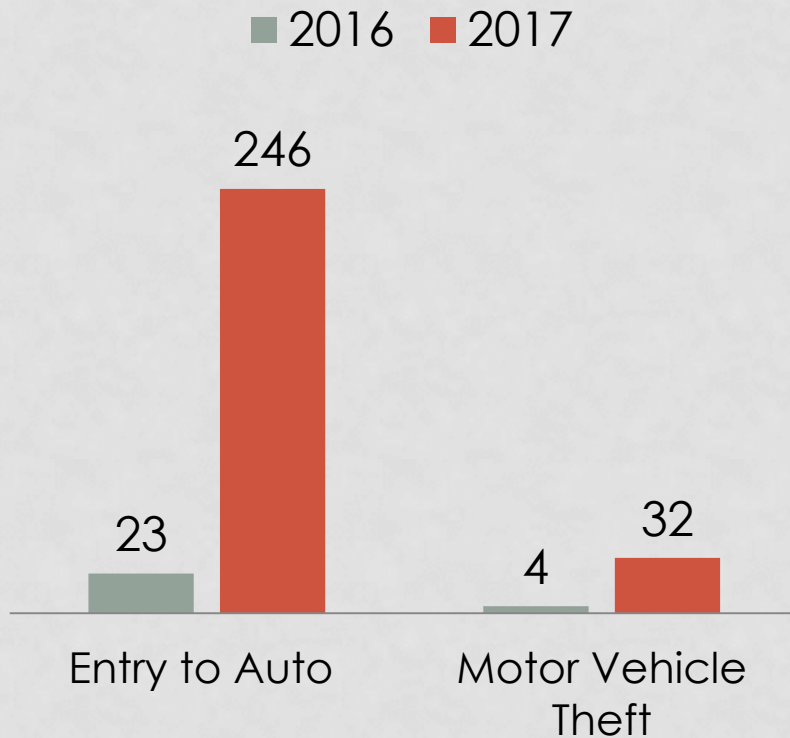
Crime data counts distinct incidents based on the reported date for the time period of January 1 – December 31, 2007-2017. Violent crime includes homicide, rape, robbery, and aggravated assault; property crime includes burglary, auto theft, theft, and arson.

THIRD WARD THEFT FROM MOTOR VEHICLE



AUDI VEHICLES IN DISTRICT 1

Incidents Involving Audi Vehicles in District 1



- The trend involving entry to auto and motor vehicle theft of Audi vehicles largely began in 2017 in Milwaukee.
- Offenders break the passenger window and target the valet key in the glove compartment.
- The most frequently targeted Audi vehicles in District 1 include the Q5, A4, and A5.

SAFETY TIPS

- Be aware of your surroundings in public.
- Keep car doors locked at all times, even for brief time periods to go inside the residence, gas station, and while driving or sitting inside your vehicle.
- Remove all visible items from inside your vehicle, including garage door openers, spare change, plastic bags, handicap parking passes, papers that contain identifying information, etc.
- Notify your friends and family to do the same, particularly when visiting from out of town, and who may be unaware that visible items inside a vehicle serve as a crime attractor to offenders. Many incidents involve victims that do not reside in the area.
- All spare valet keys should be removed from Audi vehicles.
- Continue to observe, note and report suspicious activity to police.

MPD STRATEGIES

- MPD recognizes the effect of crime on residents and visitors of Police District 1.
- Increased saturation patrols in intervention areas, including bicycle officers and mounted patrol officers.
- Assigned the Neighborhood Task Force to the Third Ward.
- Education and target hardening (e.g. steps to safeguard property, suspicious activity reporting, social media alerts), including the implementation of Crime Prevention Through Environmental Design (CPTED) concepts.
- Undercover operations and investigations.