THE COUTURE

909 EAST MICHIGAN STREET, MILWAUKEE, WI

DEVELOPMENT PLAN DOCUMENT SUBMITTAL - NOT FOR CONSTRUCTION

APRIL 3, 2017

SHEET INDEX

GENERAL

CIVIL/LANDSCAPE

ARCHITECTURAL

ARCHITECT

RINKA CHUNG ARCHITECTURE INC
756 N. MILWAUKEE ST, SUITE 250
MILWAUKEE, WI 53202
(414) 431-8101

CIVIL / LANDSCAPE ENGINEER

GRAEF
125 SOUTH 84TH STREET, SUITE 401
MILWAUKEE, WI 53214
(414) 259-1500

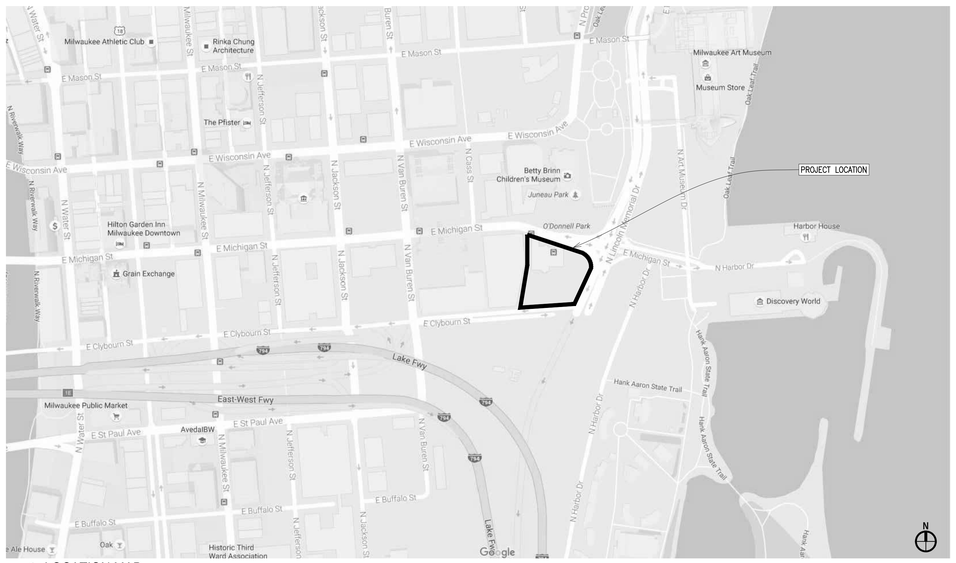

1 LOCATION MAP
NTS

DEVELOPMENT PLAN DOCUMENTS - NOT FOR CONSTRUCTION

RINKA|CHUNG
RINKA|CHUNG ARCHITECTURE INC

DEVELOPMENT PLAN DOCUMENT SET

THE COUTURE

MICHIGAN STREET &
LINCOLN MEMORIAL BLVD
MILWAUKEE, WI 53202
Issue Date APRIL 3, 2017

CC FILE NO. 161479
RCA Project No. 161007
Sheet Title
TITLE SHEET
INDEX & PROJECT
INFORMATION

Sheet No.
T1-01

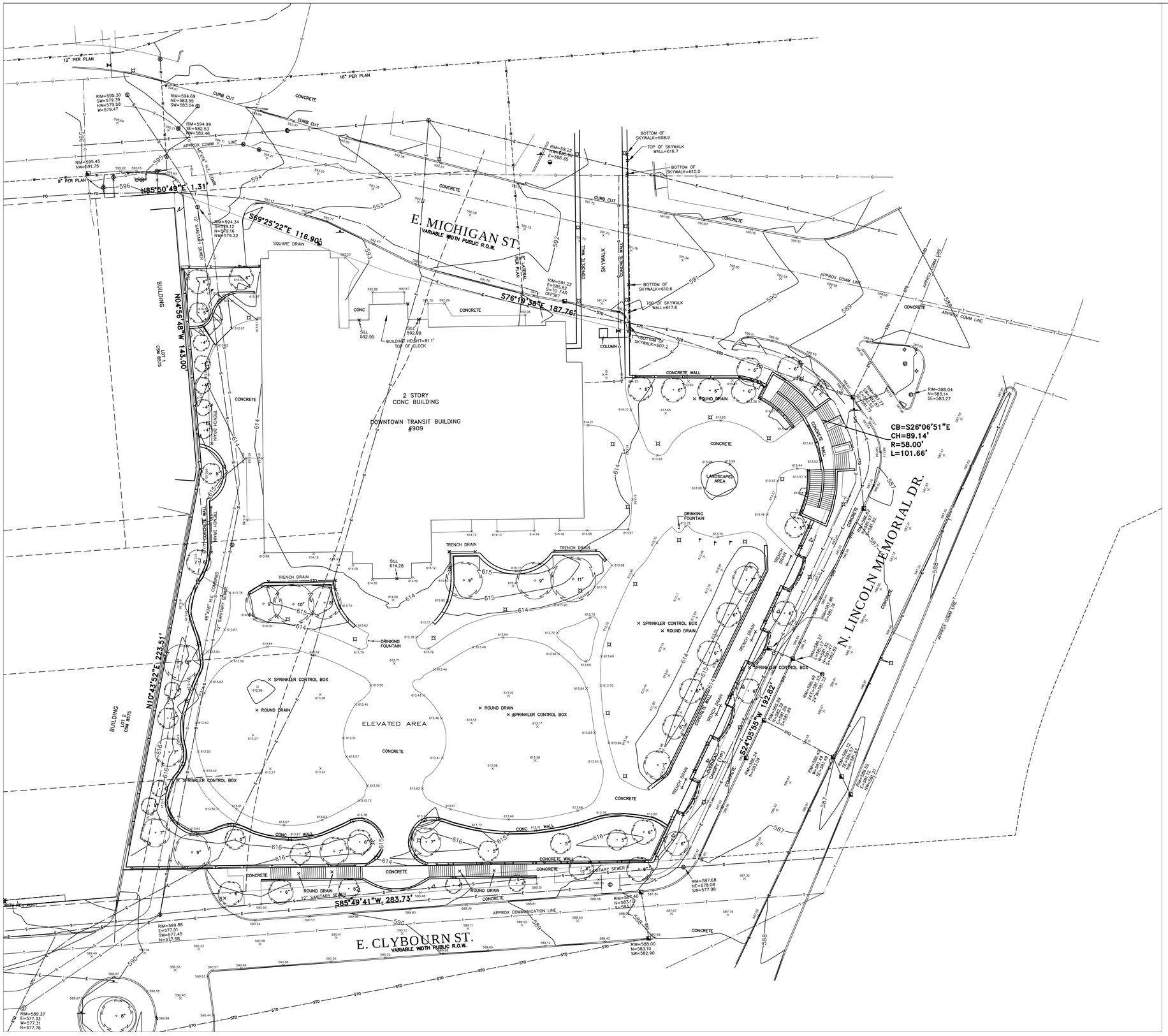

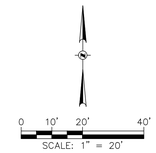

R.A. Smith National, Inc.

Known as 909 East Michigan Street, in the City of Milwaukee, Milwaukee County, Wisconsin.

That part of Lots 1, 2, 3, 4 and Lot 9, Block 99 all in the plat of the division of 13.30 acres off the East end of Lot 3 and 17.10 acres off the East end of Lot 4 in the NE 1/4 and SE 1/4 of the SW 1/4 of Section 28 and Lands in the SW 1/4 of Section 28, Township 7 North, Range 22 East, located in the City of Milwaukee, Milwaukee County, Wisconsin and more particularly described as follows:

Commencing at the South corner of said Section 28; thence N01°02'02"W along the West line of the Southeast fractional 1/4 of Section 28, 2327.41 feet, said point being S01°02'02"E 309.45 feet from the center of said Section 28; thence S37°30'43"E 6.08 feet; thence S77°45'59"E 76.99 feet; thence S74°43'04"E 70.09 feet; thence Southerly along the arc of a curve, whose center lies to the Northwest, whose radius is 1469.39 feet, whose chord bears S19°37'20"W 84.58 feet, a distance of 84.59 feet; thence N81°47'09"W 62.75 feet; thence N77°45'59"W 61.46 feet; thence S63°41'32"W 84.08 feet; thence S21°19'19"W 79.72 feet to a point of curvature; thence Southerly along the arc of a curve, whose center lies to the East, whose radius is 328.00 feet, whose chord bears S14°25'47"W 78.72 feet, a distance of 78.91 feet to a point of tangency; thence S07°32'15"W 8.10 feet; thence S84°23'18"W 177.16 feet to the point of beginning; thence continuing S84°23'18"W 283.73 feet; thence N09°17'29"E 223.51 feet; thence N06°23'11"W 143.00 feet; thence N84°24'26"E 1.31 feet; thence S70°51'45"E 116.90 feet; thence S77°45'59"E 187.76 feet to a point of curvature; thence Southeasterly along a arc of a curve, whose center lies to the South, whose radius is 58.00 feet, whose chord bears S27°33'13.5"E 89.14 feet, a distance of 101.66 feet to a point of tangency; thence S22°39'32"W 192.82 feet to the point of beginning.

Part of Tax Key No: 392-1678-121-3

September 29, 2014 Barrett Visionary
Drawing No. 166202-RMK

NOTES;

1. COORDINATES ON THIS PLAN ARE REFERENCED TO THE WISCONSIN COUNTY COORDINATE SYSTEM, MILWAUKEE ZONE, NAD83(2007), NAVD88(1991).

2. CONTROL POINTS 233 & 235 WERE HELD PER SURVEY CONTROL PLAN, PROJECT NO. 1300-13-74, SHEET 370.

3. DIGGERS HOTLINE TICKET NUMBER 2016-50-07629 WAS OBTAINED TO OBTAIN MARKS IN THE FIELD AS WELL AS RECORD PLANS.

4. BEARING DEPICTED ON THE BOUNDARY DO NOT MATCH RECORD OR THE PROPOSED CERTIFIED SURVEY MAP, DUE TO A BEARING ROTATION.

LEGEND

- ( ) INDICATES RECORDED DIMENSION WHERE DIFFERENT FROM ACTUAL MEASUREMENT
- OR SECTION OR 1/4 SECTION CORNER AS DESCRIBED
- 1" DIA. IRON PIPE FOUND (UNLESS OTHERWISE NOTED)
- 1" DIA. IRON PIPE, 18" LONG-SET (UNLESS OTHERWISE NOTED)
- BOLLARD
- SOIL BORING/MONITORING WELL
- FLAGPOLE
- MAILBOX
- SIGN
- BILLBOARD
- AIR CONDITIONER
- CONTROL BOX
- TRAFFIC SIGNAL
- RAILROAD CROSSING SIGNAL
- CABLE PEDESTAL
- POWER POLE
- GUY POLE
- GUY WIRE
- LIGHT POLE
- SPOT/YARD/PEDESTAL LIGHT
- HANDICAPPED PARKING
- ELECTRIC MANHOLE
- ELECTRIC PEDESTAL
- ELECTRIC METER
- ELECTRIC TRANSFORMER
- TELEPHONE MANHOLE
- TELEPHONE PEDESTAL
- FO MARKED FIBER OPTIC
- GAS VALVE
- GAS METER
- GAS WARNING SIGN
- STORM MANHOLE
- ROUND INLET
- SQUARE INLET
- STORM SEWER END SECTION
- SANITARY MANHOLE
- SANITARY CLEANOUT OR SEPTIC VENT
- SANITARY INTERCEPTOR MANHOLE
- MISCELLANEOUS MANHOLE
- WATER VALVE
- HYDRANT
- WATER SERVICE CURB STOP
- WATER MANHOLE
- WELL
- WATER SURFACE
- WETLANDS FLAG
- MARSH
- CONIFEROUS TREE
- DECIDUOUS TREE
- SHRUB
- EDGE OF TREES
- S — SANITARY SEWER
- STO — STORM SEWER
- W — WATERMAIN
- G — MARKED GAS MAIN
- E — MARKED ELECTRIC
- OHW — OVERHEAD WIRES
- B — BUREAU ELEC. SERV.
- T — MARKED TELEPHONE
- TV — MARKED CABLE TV LINE
- FO — MARKED FIBER OPTIC
- 780 INDICATES EXISTING CONTOUR ELEVATION
- × 780.55 INDICATES EXISTING SPOT ELEVATION

DIGGERS_HOTLINE_#

THE UNDERGROUND UTILITY INFORMATION AS SHOWN HEREON IS BASED, IN PART, UPON INFORMATION FURNISHED BY UTILITY COMPANIES AND THE LOCAL MUNICIPALITY. WHILE THIS INFORMATION IS BELIEVED TO BE RELIABLE, ITS ACCURACY AND COMPLETENESS CANNOT BE GUARANTEED NOR CERTIFIED TO.

(P) INDICATES PIPE SIZES PER RECORD PLANS. OTHER PIPE SIZES ARE ESTIMATED. NO PIPE SIZES SHOULD BE RELIED UPON WITHOUT FURTHER VERIFICATION.

R.A. Smith National, Inc.
Beyond Surveying and Engineering
16745 W. Bluemound Road, Brookfield WI 53005-5938
262-781-1000 Fax 262-797-7373, www.rasmithnational.com
Appleton, WI Irvine, CA Pittsburgh, PA

X:\ML\2016\20161795\CAD\Site\dwg\00\DPD\DPD-2_Boundary_Topo_Survey.dwg \ DPD-2

RINKA|CHUNG
RINKA|CHUNG ARCHITECTURE INC

DEVELOPMENT PLAN DOCUMENTS - NOT FOR CONSTRUCTION

DEVELOPMENT PLAN DOCUMENTS SET

THE COUTURE

MICHIGAN STREET &
LINCOLN MEMORIAL BLVD
MILWAUKEE, WI 53202

Issue Date APRIL 3, 2017

PTS NO.
RCA Project No. 120402
Sheet Title
BOUNDARY AND TOPOGRAPHIC SURVEY

Sheet No. DPD-2

X:\ML\2016\20161795\CAD\Site\dwg\00\DPD\DPD-2_Boundary_Topo_Survey
3/31/2017 2:18 PM

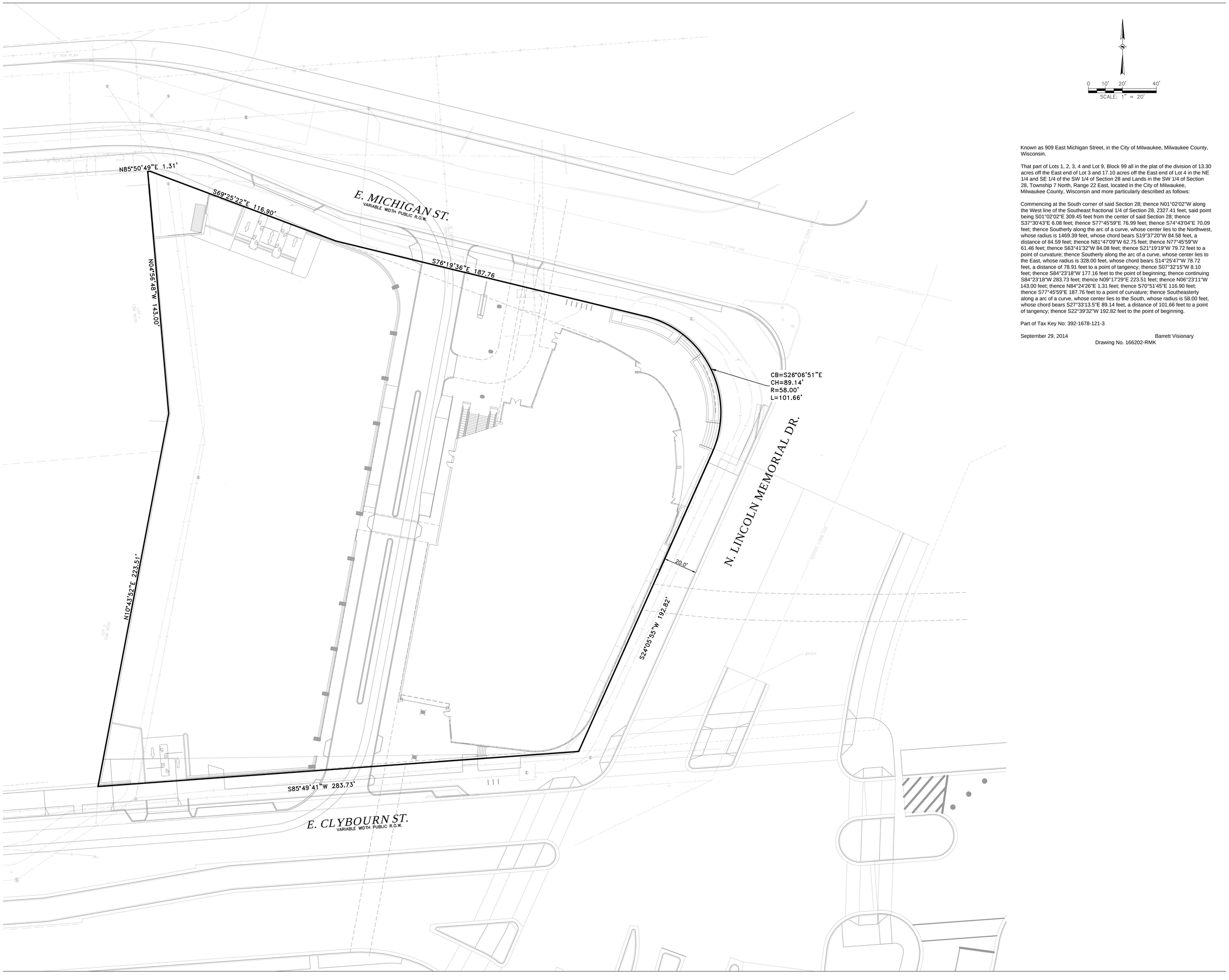

Known as 909 East Michigan Street, in the City of Milwaukee, Milwaukee County, Wisconsin.

That part of Lots 1, 2, 3, 4 and Lot 9, Block 99 all in the plat of the division of 13.30 acres off the East end of Lot 3 and 17.10 acres off the East end of Lot 4 in the NE 1/4 and SE 1/4 of the SW 1/4 of Section 28 and Lands in the SW 1/4 of Section 28, Township 7 North, Range 22 East, located in the City of Milwaukee, Milwaukee County, Wisconsin and more particularly described as follows:

Commencing at the South corner of said Section 28; thence N01°02'02"W along the West line of the Southeast fractional 1/4 of Section 28, 2327.41 feet, said point being S01°02'02"E 309.45 feet from the center of said Section 28; thence S37°30'43"E 6.08 feet; thence S77°45'59"E 76.99 feet; thence S74°43'04"E 70.09 feet; thence Southerly along the arc of a curve, whose center lies to the Northwest, whose radius is 1469.39 feet, whose chord bears S19°37'20"W 84.58 feet, a distance of 84.59 feet; thence N81°47'09"W 62.75 feet; thence N77°45'59"W 61.46 feet; thence S63°41'32"W 84.08 feet; thence S21°19'19"W 79.72 feet to a point of curvature; thence Southerly along the arc of a curve, whose center lies to the East, whose radius is 328.00 feet, whose chord bears S14°25'47"W 78.72 feet, a distance of 78.91 feet to a point of tangency; thence S07°32'15"W 8.10 feet; thence S84°23'18"W 177.16 feet to the point of beginning; thence continuing S84°23'18"W 283.73 feet; thence N09°17'29"E 223.51 feet; thence N06°23'11"W 143.00 feet; thence N84°24'26"E 1.31 feet; thence S70°51'45"E 116.90 feet; thence S77°45'59"E 187.76 feet to a point of curvature; thence Southeasterly along a arc of a curve, whose center lies to the South, whose radius is 58.00 feet, whose chord bears S27°33'13.5"E 89.14 feet, a distance of 101.66 feet to a point of tangency; thence S22°39'32"W 192.82 feet to the point of beginning.

Part of Tax Key No: 392-1678-121-3

September 29, 2014 Barrett Visionary
Drawing No. 166202-RMK

RINKA|CHUNG
RINKA|CHUNG ARCHITECTURE INC

DEVELOPMENT PLAN DOCUMENTS - NOT FOR CONSTRUCTION

DEVELOPMENT PLAN DOCUMENTS SET

THE COUTURE

MICHIGAN STREET &
LINCOLN MEMORIAL BLVD
MILWAUKEE, WI 53202
Issue Date APRIL 3, 2017

PTS NO.
RCA Project No. 120402
Sheet Title
PROPOSED PROJECT BOUNDARY DESCRIPTION

Sheet No.
DPD-3

X:\ML\2016\2016179\5\CAD\Site\dwg\00\DPD\DPD-3_Prop_Boundary_Description
3/31/2017 2:19 PM

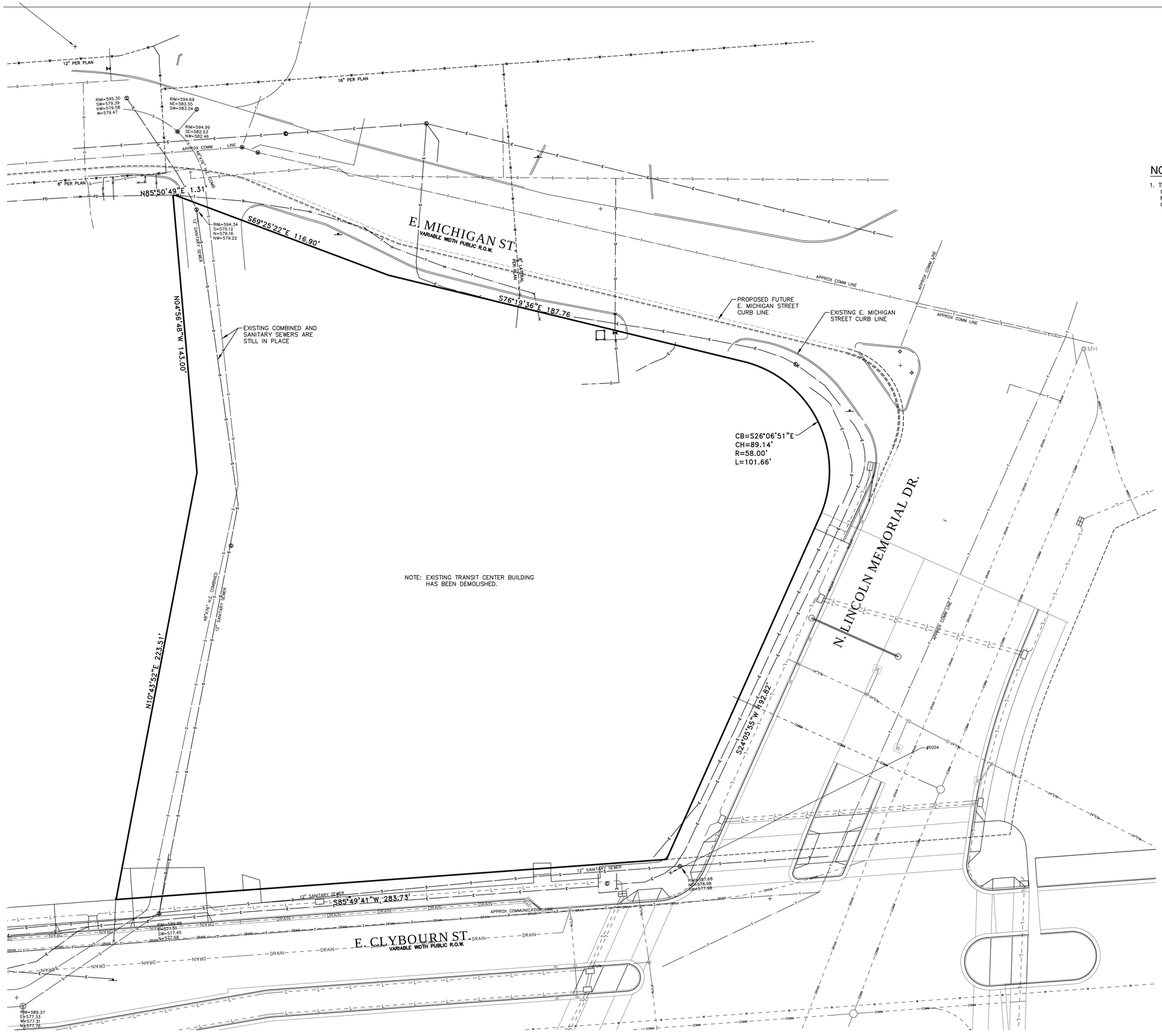

0 10' 20' 40'
SCALE: 1" = 20'

NOTES

1. THIS DRAWING IS A COMPOSITE OF EXISTING SITE SURVEY AND CONSTRUCTION PLANS FOR E. CLYBOURN STREET AND LINCOLN MEMORIAL DRIVE, COMPLETED IN 2016 AS PART OF THE LAKEFRONT GATEWAY INTERCHANGE PROJECT.

DEVELOPMENT PLAN DOCUMENTS - NOT FOR CONSTRUCTION

RINKA|CHUNG
RINKA|CHUNG ARCHITECTURE INC

DEVELOPMENT PLAN DOCUMENTS SET

THE COUTURE

MICHIGAN STREET &
LINCOLN MEMORIAL BLVD
MILWAUKEE, WI 53202

Issue Date APRIL 3, 2017

PTS NO.
RCA Project No. 120402
Sheet Title
EXISTING FACILITIES
SITE PLAN

Sheet No. DPD-4

X:\MI\2016\2016\795\CAD\Site\dwg\00\DPD\DPD-4_Exist_Site_Plan
3/31/2017 2:20 PM

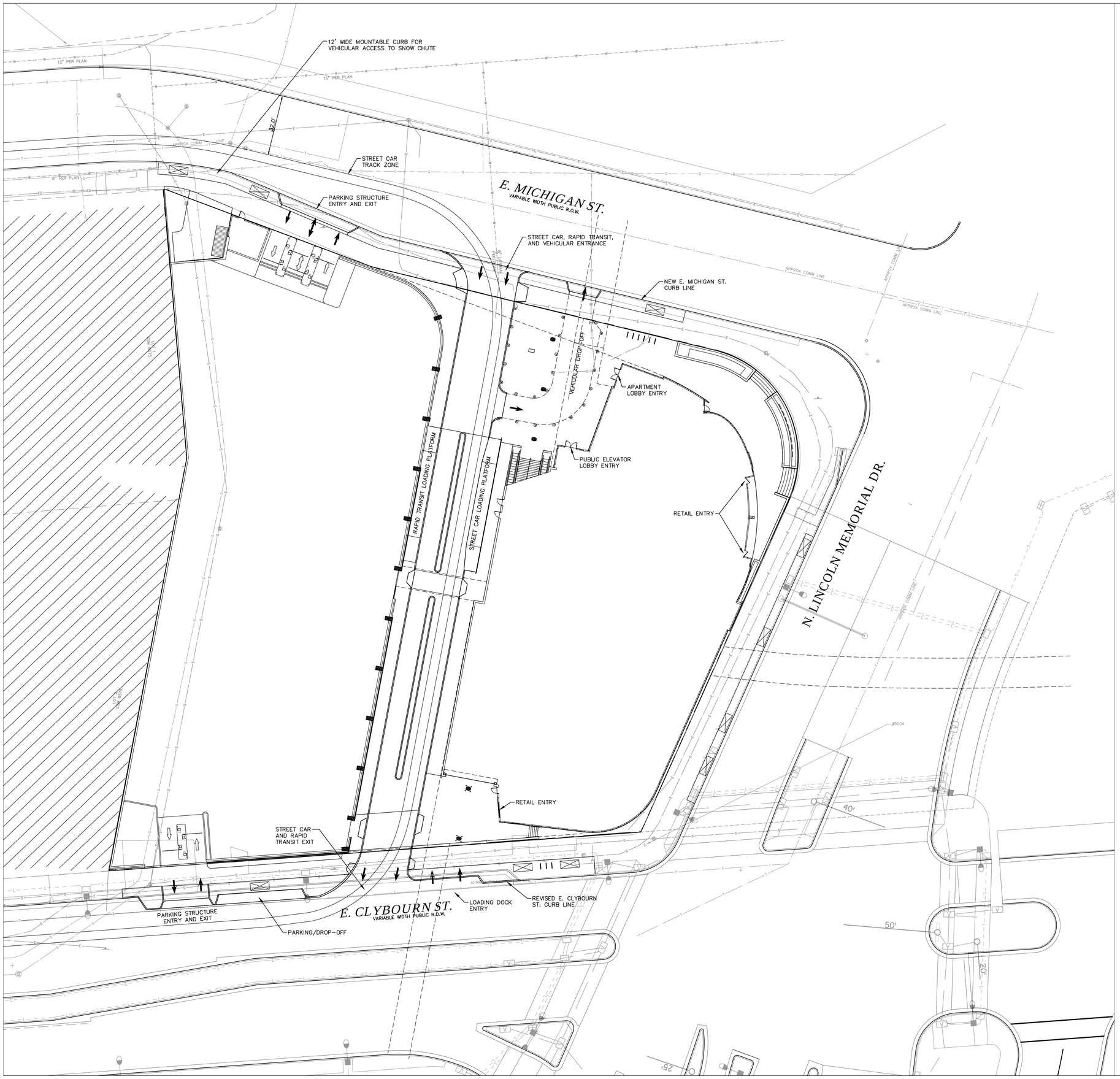

0 10' 20' 40'
SCALE: 1" = 20'

Copyright
RINKA|CHUNG ARCHITECTURE INC
756 North Milwaukee Street, Suite 200
Milwaukee, Wisconsin 53202
Telephone 414.631.8101

RINKA|CHUNG
RINKA|CHUNG ARCHITECTURE INC

DEVELOPMENT PLAN DOCUMENTS - NOT FOR CONSTRUCTION

DEVELOPMENT PLAN DOCUMENTS SET

THE COUTURE

MICHIGAN STREET &
LINCOLN MEMORIAL BLVD
MILWAUKEE, WI 53202
Issue Date APRIL 3, 2017

PTS NO.
RCA Project No. 120402
Sheet Title
PROPOSED
FACILITIES SITE PLAN

Sheet No.
DPD-5

X:\ML\2016\20161795\CAD\Site\dwg\00\DPD\DPD-5_Prop_Site_Plan
3/31/2017 2:21 PM

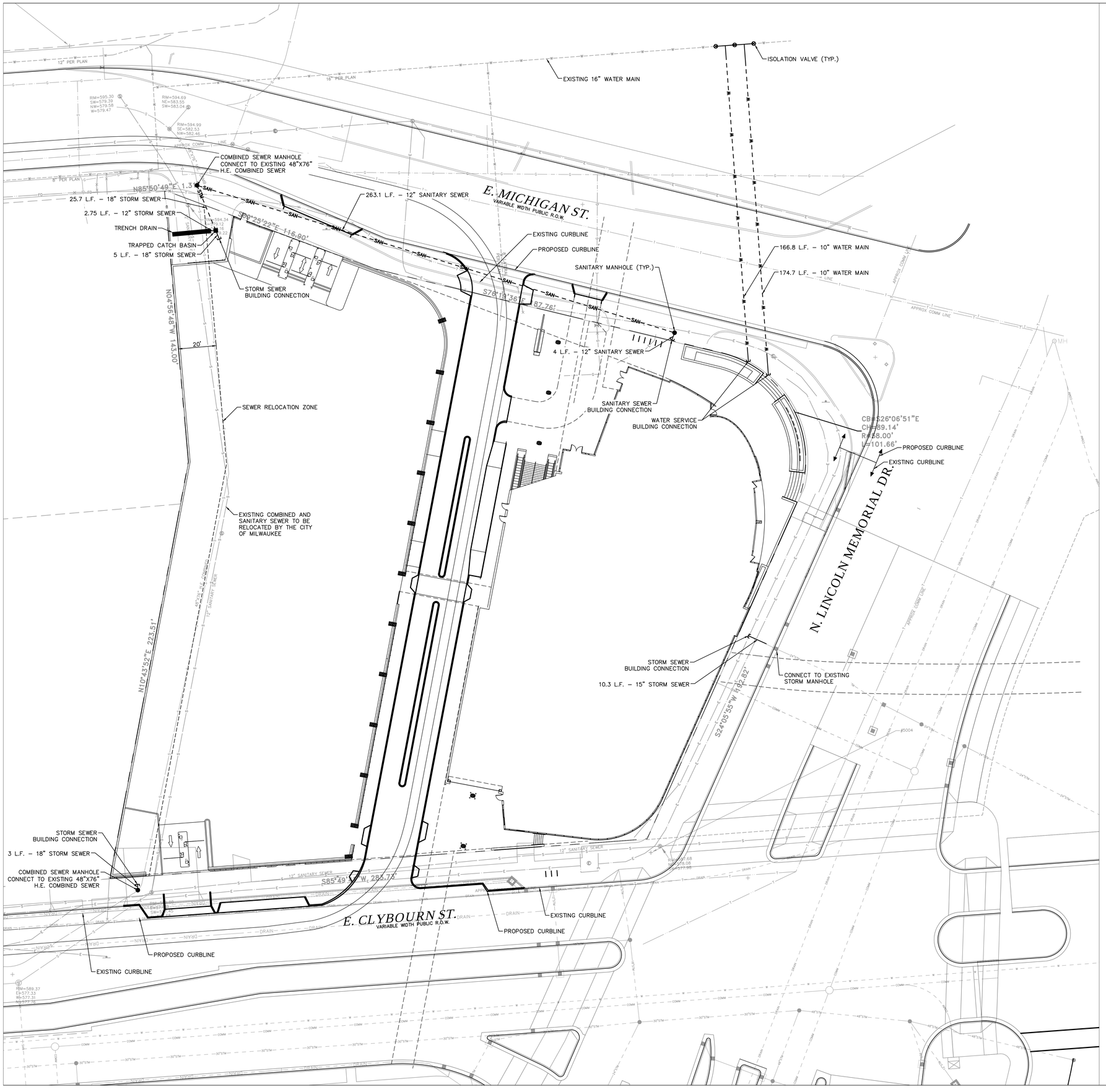

0 10' 20' 40'
SCALE: 1" = 20'

LEGEND

—STM—	–PROPOSED STORM SEWER
—SAN—	–PROPOSED SANITARY SEWER
—W—	–PROPOSED WATER MAIN
●	–PROPOSED MANHOLE
■	–PROPOSED CATCH BASIN
⊗	–PROPOSED GATE VALVE
⊏	–PROPOSED UTILITY PLUG

RINKA|CHUNG
RINKA|CHUNG ARCHITECTURE INC

DEVELOPMENT PLAN DOCUMENTS - NOT FOR CONSTRUCTION

DEVELOPMENT PLAN DOCUMENTS SET

THE COUTURE

MICHIGAN STREET &
LINCOLN MEMORIAL BLVD
MILWAUKEE, WI 53202
Issue Date APRIL 3, 2017

PTS NO.
RCA Project No. 120402
Sheet Title
PROPOSED
UTILITY PLAN

Sheet No.
DPD-6

X:\MLJ\2016\20161795\CAD\Site\dwg\00\DPD\DPD-6_Utility_Plan
3/31/2017 2:26 PM

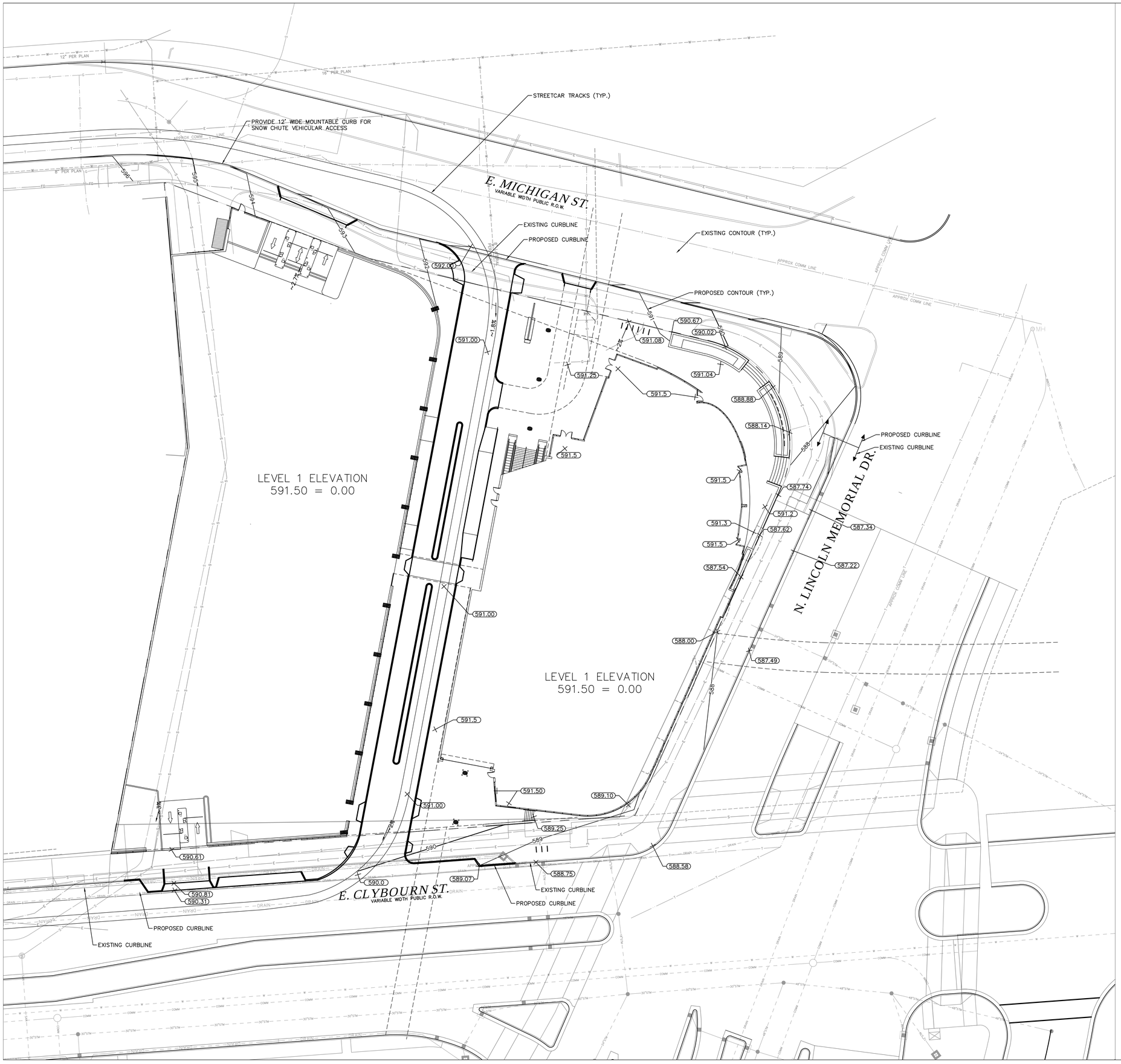

0 10' 20' 40'
SCALE: 1" = 20'

LEGEND

100	–EXISTING CONTOUR
100	–PROPOSED CONTOUR
(587.00)	–PROPOSED SPOT ELEVATION

RINKA|CHUNG
RINKA|CHUNG ARCHITECTURE INC

DEVELOPMENT PLAN DOCUMENTS - NOT FOR CONSTRUCTION

DEVELOPMENT PLAN DOCUMENTS SET

THE COUTURE

MICHIGAN STREET &
LINCOLN MEMORIAL BLVD
MILWAUKEE, WI 53202

Issue Date APRIL 3, 2017

PTS NO.
RCA Project No. 120402
Sheet Title
PROPOSED
GRADING PLAN

Sheet No. DPD-7

X:\MLI\2016\20161795\CAD\Site\dwg\00\DPD\DPD-7_Grading_Plan
3/31/2017 2:28 PM

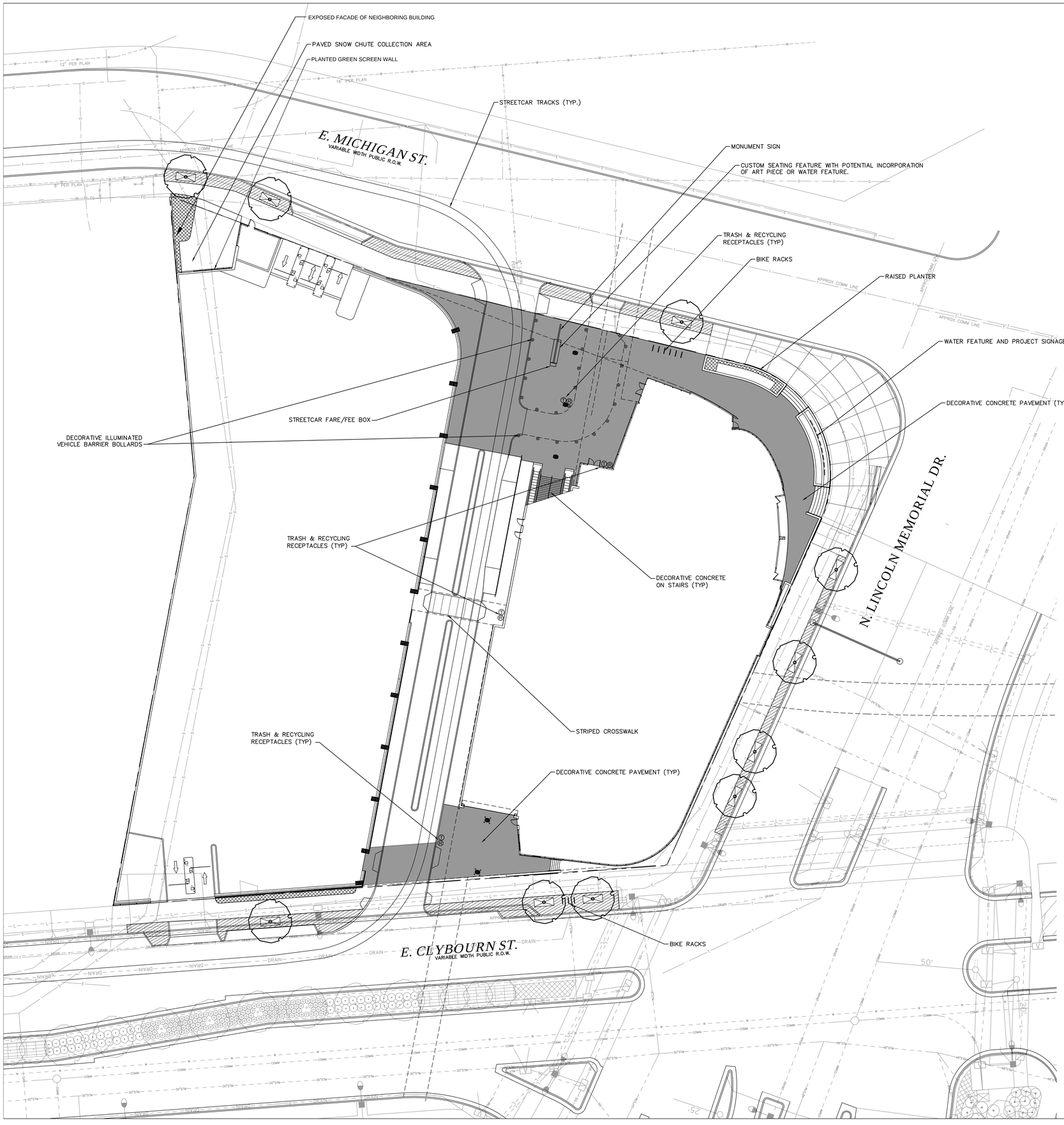

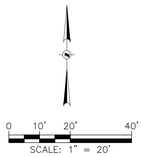

LANDSCAPE LEGEND:

- STREET TREE IN DECORATIVE TREE GRATE
- ACCENT PLANT BEDS - SHRUBS, PERENNIALS, ORNAMENTAL GRASSES, AND AMENDED BACKFILL FOR PLANT BEDS, 24" DEPTH
- DECORATIVE CONCRETE PAVEMENT WITH SCORING PATTERN

GENERAL NOTES:

1. PERMANENT IRRIGATION SYSTEM IS TO BE PROVIDED AT ALL PLANTING BED AREAS..
2. PLANT BEDS AND TREE PLANTING PITS ARE TO RECEIVE 3" DEEP LAYER OF SHREDDED HARDWOOD BARK OR DECORATIVE STONE MULCH. SEE PLANTING DETAILS.
3. ALL IMPROVEMENTS WITHIN THE PUBLIC ROW ARE INDICATED FOR REFERENCE AND DESIGN INTENT ONLY. THESE IMPROVEMENTS WILL BE FURTHER COORDINATED WITH THE CITY OF MILWUAKEE.

RINKA|CHUNG
RINKA|CHUNG ARCHITECTURE INC

DEVELOPMENT PLAN DOCUMENTS - NOT FOR CONSTRUCTION

DEVELOPMENT PLAN DOCUMENTS SET

THE COUTURE

MICHIGAN STREET &
LINCOLN MEMORIAL BLVD
MILWAUKEE, WI 53202
Issue Date APRIL 3, 2017

PTS NO.
RCA Project No. 120402
Sheet Title
LANDSCAPE PLAN - LEVEL 1.0

Sheet No.
DPD-8A

X:\ML\2016\20161795\CAD\Site\dwg\00\DPD\DPD-8A_Landscape Plan - Level 1.0
3/31/2017 2:39 PM

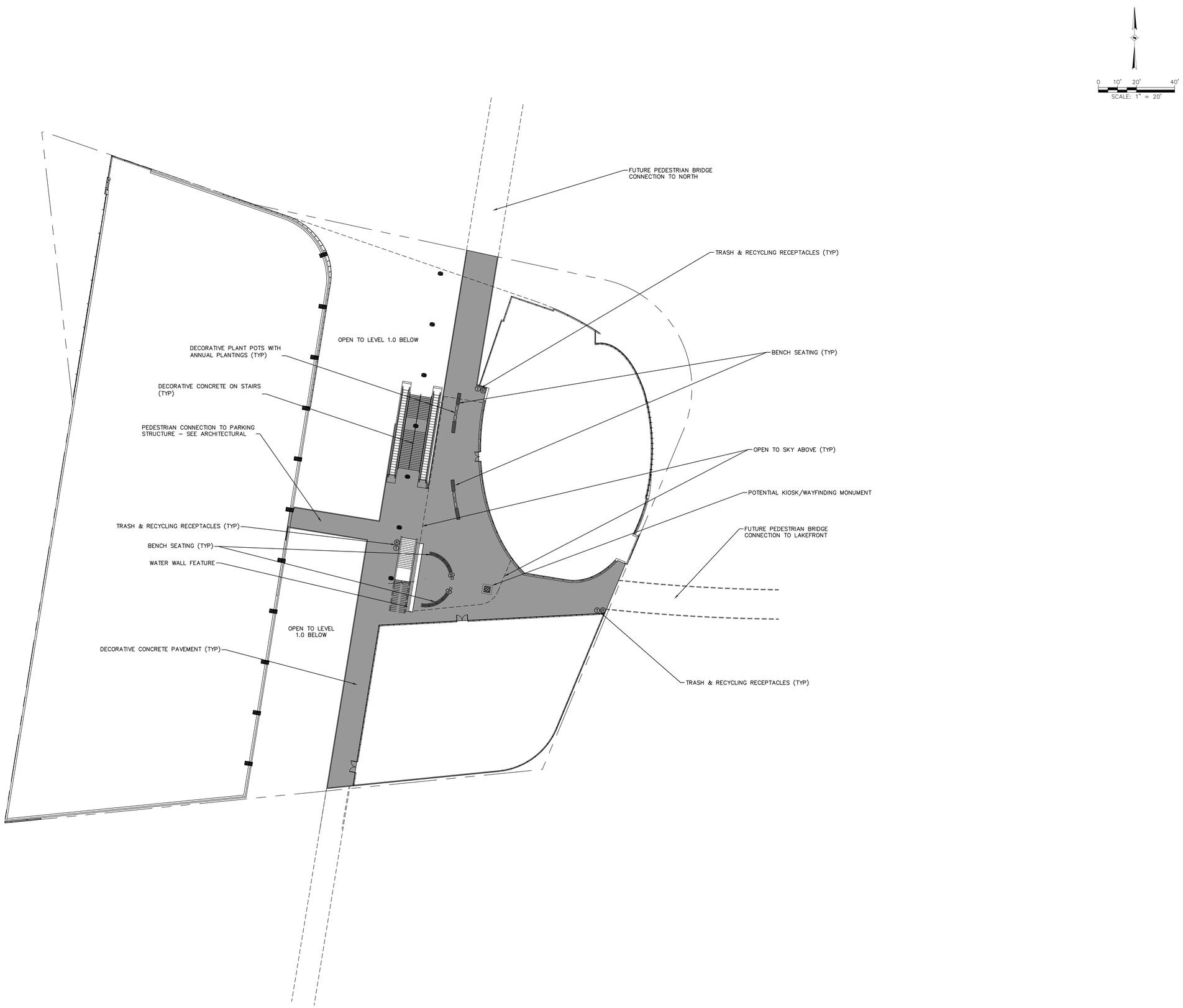

DEVELOPMENT PLAN DOCUMENTS - NOT FOR CONSTRUCTION

756 North Milwaukee Street, Suite 200
Milwaukee, Wisconsin 53202
Telephone 414.431.8101

RINKA|CHUNG
RINKA|CHUNG ARCHITECTURE INC

DEVELOPMENT PLAN DOCUMENTS SET

THE COUTURE

MICHIGAN STREET &
LINCOLN MEMORIAL BLVD
MILWAUKEE, WI 53202

Issue Date APRIL 3, 2017

PTS NO.
RCA Project No. 120402
Sheet Title
LANDSCAPE PLAN - LEVEL 2.0

Sheet No.
DPD-8B

X:\ML\2016\20161795\CAD\Site\dwg\00\DPD\DPD-8B_Landscape Plan - Level 2.0
3/31/2017 2:37 PM

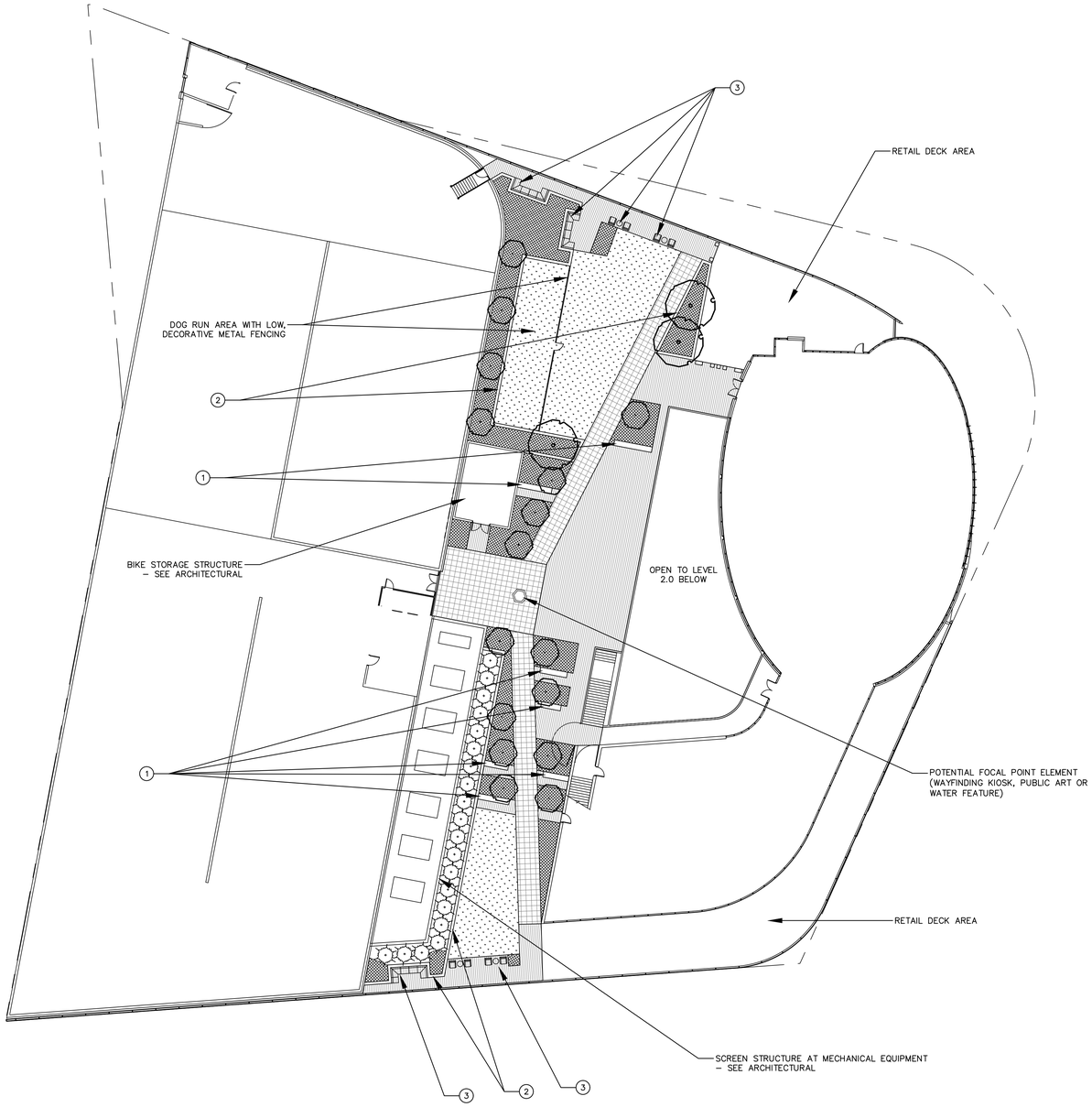

0 10' 20' 40'
SCALE: 1" = 20'

LEGEND

- SHADE TREE
- ORNAMENTAL TREE
- MEDIUM-SIZED UPRIGHT EVERGREEN TREE
- TURF AREA
- PEDESTAL-SET CONCRETE PAVERS
- PEDESTAL-SET IPE WOOD DECKING
- ACCENT PLANT BEDS - SHRUBS, PERENNIALS, ORNAMENTAL GRASSES, AND AMENDED BACKFILL FOR PLANT BEDS, 24" DEPTH

KEYED NOTES

1. CUSTOM IPE WOOD BENCH ELEMENT - 24" HT. X 24" W. LENGTH VARIES
2. 24" HT. PLANTER/SEAT WALL - C.I.P. CONCRETE CORE WITH STONE MASONRY VENEER AND COPING, INTENSIVE ROOFTOP PLANTING SYSTEM, 24" MIN. DEPTH WITH IRRIGATION SYSTEM
3. PROVIDE A VARIETY OF SITE FURNISHINGS WHICH MAY INCLUDE BENCHES, COUCHES, LOUNGE CHAIRS, TABLES, ETC.

DEVELOPMENT PLAN DOCUMENTS - NOT FOR CONSTRUCTION

RINKA|CHUNG
RINKA|CHUNG ARCHITECTURE INC

DEVELOPMENT PLAN DOCUMENTS SET

THE COUTURE

MICHIGAN STREET &
LINCOLN MEMORIAL BLVD
MILWAUKEE, WI 53202

Issue Date APRIL 3, 2017

PTS NO.
RCA Project No. 120402
Sheet Title
LANDSCAPE PLAN - LEVEL 3.0

Sheet No.
DPD-8C

X:\MI\2016\20161795\CAD\Site\dwg00\DPD\DPD-8C_Landscape Plan - Level 3.0
3/31/2017 2:36 PM

GENERAL NOTES:

INTERNAL PARKING STRUCTURE DESIGN SUBJECT TO CHANGE BASED ON ARCHITECTURAL CONSIDERATIONS.

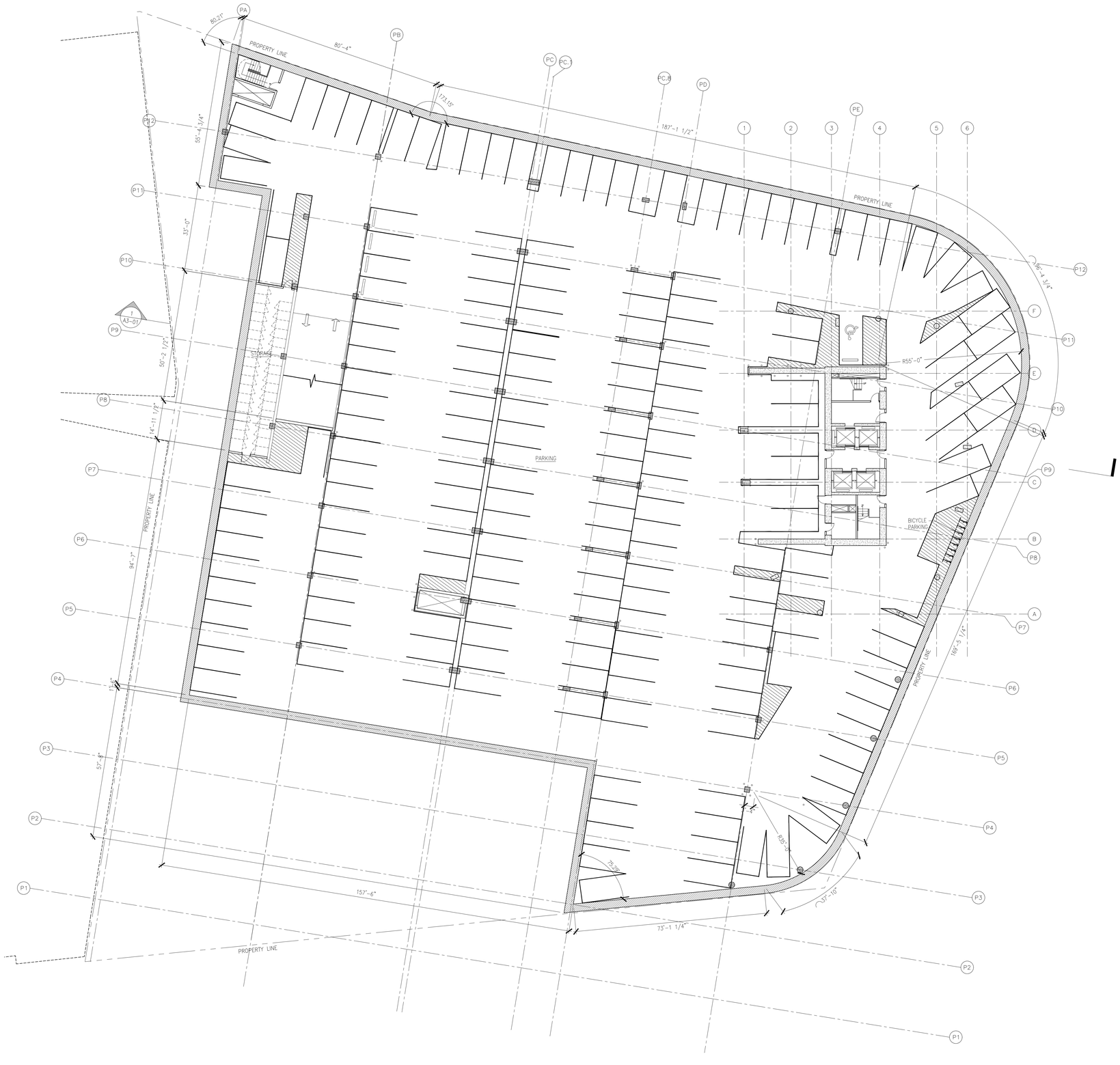

1 LEVEL B3 FLOOR PLAN
1/16" = 1'-0"

N

DEVELOPMENT PLAN DOCUMENTS - NOT FOR CONSTRUCTION

756 North Milwaukee Street, Suite 250
Milwaukee, Wisconsin 53202
Telephone 414.431.8101

RINKA|CHUNG
RINKA|CHUNG ARCHITECTURE INC

DEVELOPMENT PLAN DOCUMENT SET

THE COUTURE

MICHIGAN STREET &
LINCOLN MEMORIAL BLVD
MILWAUKEE, WI 53202
Issue Date APRIL 3, 2017

CC FILE NO. 161479
RCA Project No. 161007
Sheet Title
LEVEL B3
FLOOR PLAN

Sheet No.
A1-00

GENERAL NOTES:

INTERNAL PARKING STRUCTURE DESIGN SUBJECT TO CHANGE BASED ON ARCHITECTURAL CONSIDERATIONS.

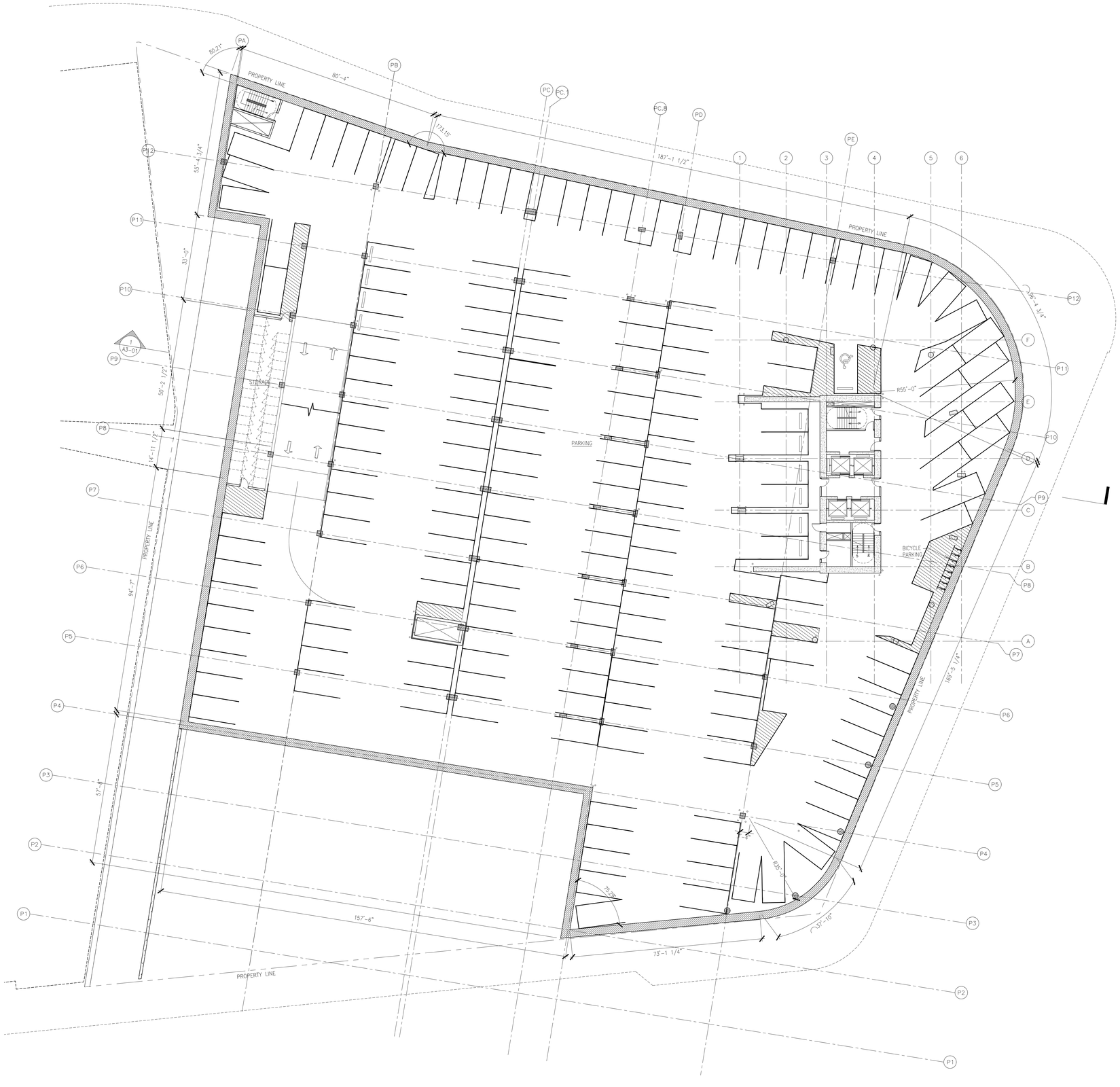

1 LEVEL B2 FLOOR PLAN
1/16" = 1'-0"

N

DEVELOPMENT PLAN DOCUMENTS - NOT FOR CONSTRUCTION

756 North Milwaukee Street, Suite 250
Milwaukee, Wisconsin 53202
Telephone 414.431.8101

RINKA|CHUNG
RINKA|CHUNG ARCHITECTURE INC

DEVELOPMENT PLAN DOCUMENT SET

THE COUTURE

MICHIGAN STREET &
LINCOLN MEMORIAL BLVD
MILWAUKEE, WI 53202

Issue Date APRIL 3, 2017

CC FILE NO. 161479
RCA Project No. 161007
Sheet Title
LEVEL B2
FLOOR PLAN

Sheet No.
A1-01

GENERAL NOTES:

INTERNAL PARKING STRUCTURE DESIGN SUBJECT TO CHANGE BASED ON ARCHITECTURAL CONSIDERATIONS.

1 LEVEL B1 FLOOR PLAN
1/16" = 1'-0"

N

DEVELOPMENT PLAN DOCUMENTS - NOT FOR CONSTRUCTION

756 North Milwaukee Street, Suite 250
Milwaukee, Wisconsin 53202
Telephone 414.431.8101

RINKA|CHUNG
RINKA|CHUNG ARCHITECTURE INC

DEVELOPMENT PLAN DOCUMENT SET

THE COUTURE

MICHIGAN STREET &
LINCOLN MEMORIAL BLVD
MILWAUKEE, WI 53202

Issue Date APRIL 3, 2017

CC FILE NO. 161479
RCA Project No. 161007
Sheet Title

LEVEL B1
FLOOR PLAN

Sheet No.
A1-02

GENERAL NOTES:

INTERNAL PARKING STRUCTURE DESIGN SUBJECT TO CHANGE BASED ON ARCHITECTURAL CONSIDERATIONS.

1 LEVEL 1 FLOOR PLAN
1/16" = 1'-0"

N

RINKA|CHUNG
RINKA|CHUNG ARCHITECTURE INC

DEVELOPMENT PLAN DOCUMENTS - NOT FOR CONSTRUCTION

DEVELOPMENT PLAN DOCUMENT SET

THE COUTURE

MICHIGAN STREET &
LINCOLN MEMORIAL BLVD
MILWAUKEE, WI 53202

Issue Date APRIL 3, 2017

CC FILE NO. 161479
RCA Project No. 161007
Sheet Title
LEVEL 01
FLOOR PLAN

Sheet No.
A1-03

GENERAL NOTES:

INTERNAL PARKING STRUCTURE DESIGN SUBJECT TO CHANGE BASED ON ARCHITECTURAL CONSIDERATIONS.

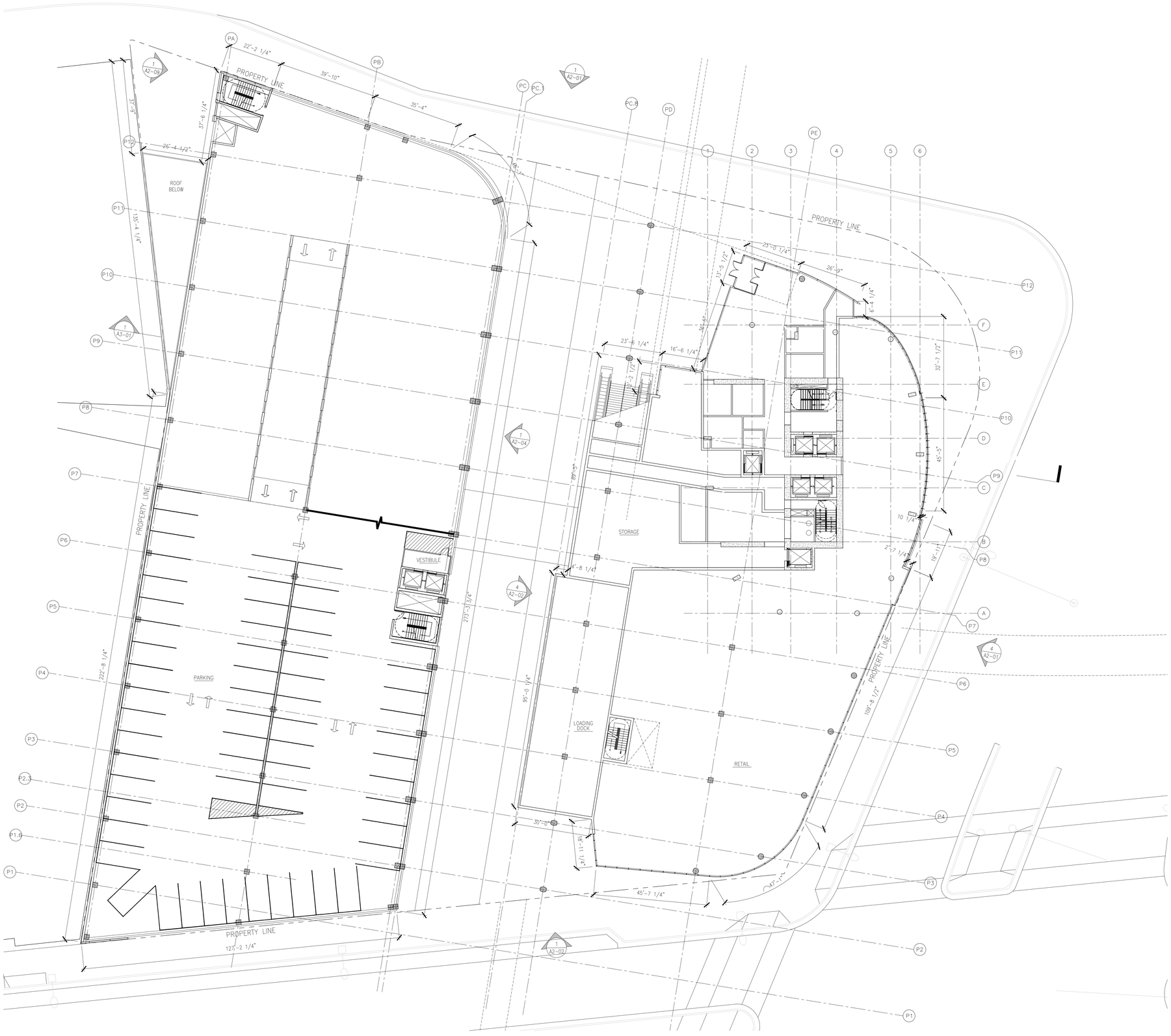

1 LEVEL 1.5 FLOOR PLAN
1/16" = 1'-0"

RINKA|CHUNG
RINKA|CHUNG ARCHITECTURE INC

DEVELOPMENT PLAN DOCUMENTS - NOT FOR CONSTRUCTION

DEVELOPMENT PLAN DOCUMENT SET

THE COUTURE

MICHIGAN STREET &
LINCOLN MEMORIAL BLVD
MILWAUKEE, WI 53202

Issue Date APRIL 3, 2017

CC FILE NO. 161479
RCA Project No. 161007
Sheet Title
LEVEL 1.5
FLOOR PLAN

Sheet No.
A1-04

GENERAL NOTES:

INTERNAL PARKING STRUCTURE DESIGN SUBJECT TO CHANGE BASED ON ARCHITECTURAL CONSIDERATIONS.

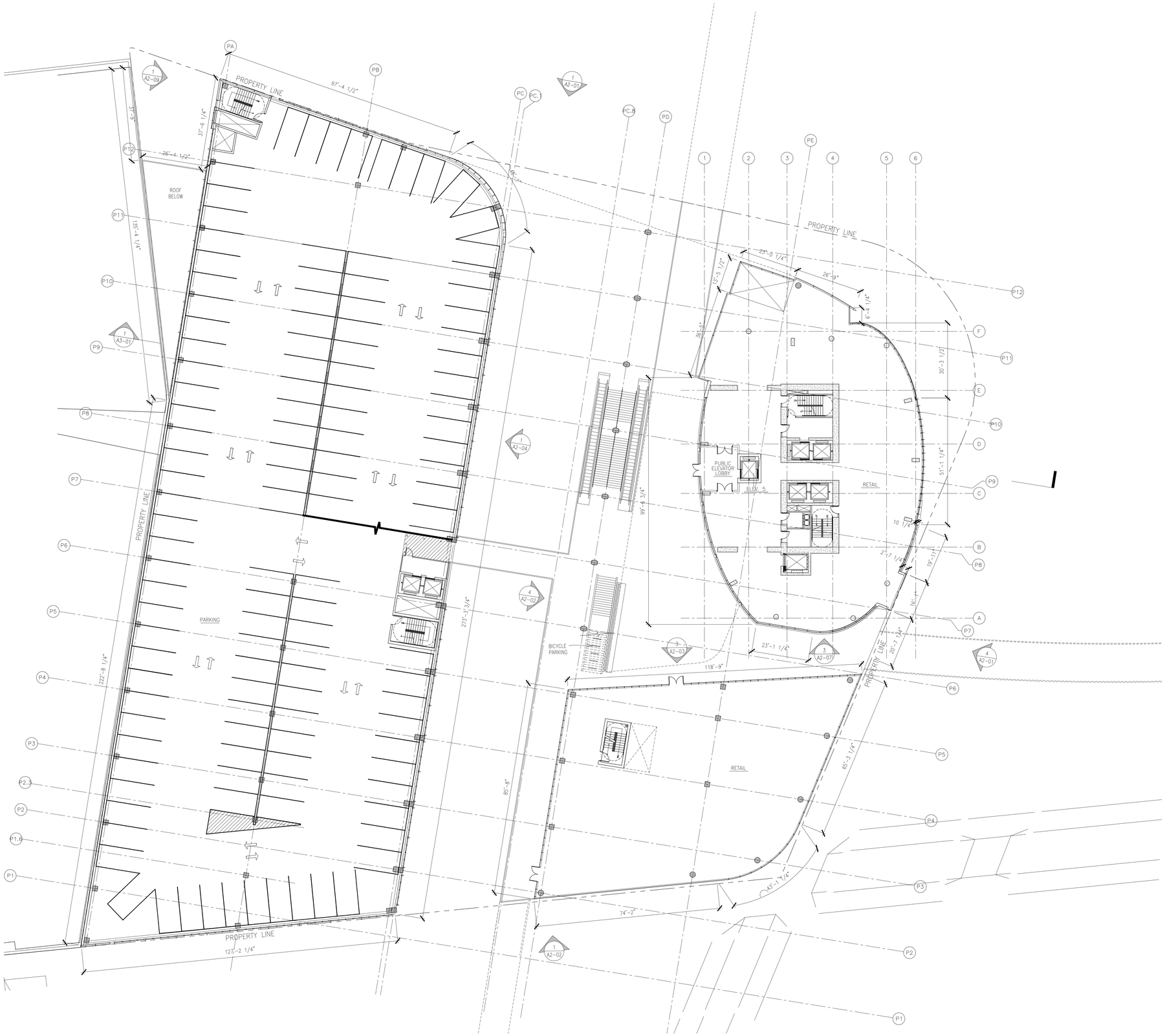

1 LEVEL 2 FLOOR PLAN
1/16" = 1'-0"

N

756 North Milwaukee Street, Suite 250
Milwaukee, Wisconsin 53202
Telephone 414.431.8101

RINKA|CHUNG
RINKA|CHUNG ARCHITECTURE INC

DEVELOPMENT PLAN DOCUMENTS - NOT FOR CONSTRUCTION

DEVELOPMENT PLAN DOCUMENT SET

THE COUTURE

MICHIGAN STREET &
LINCOLN MEMORIAL BLVD
MILWAUKEE, WI 53202

Issue Date APRIL 3, 2017

CC FILE NO. 161479
RCA Project No. 161007
Sheet Title
LEVEL 02
FLOOR PLAN

Sheet No.
A1-05

GENERAL NOTES:

INTERNAL PARKING STRUCTURE DESIGN SUBJECT TO CHANGE BASED ON ARCHITECTURAL CONSIDERATIONS.

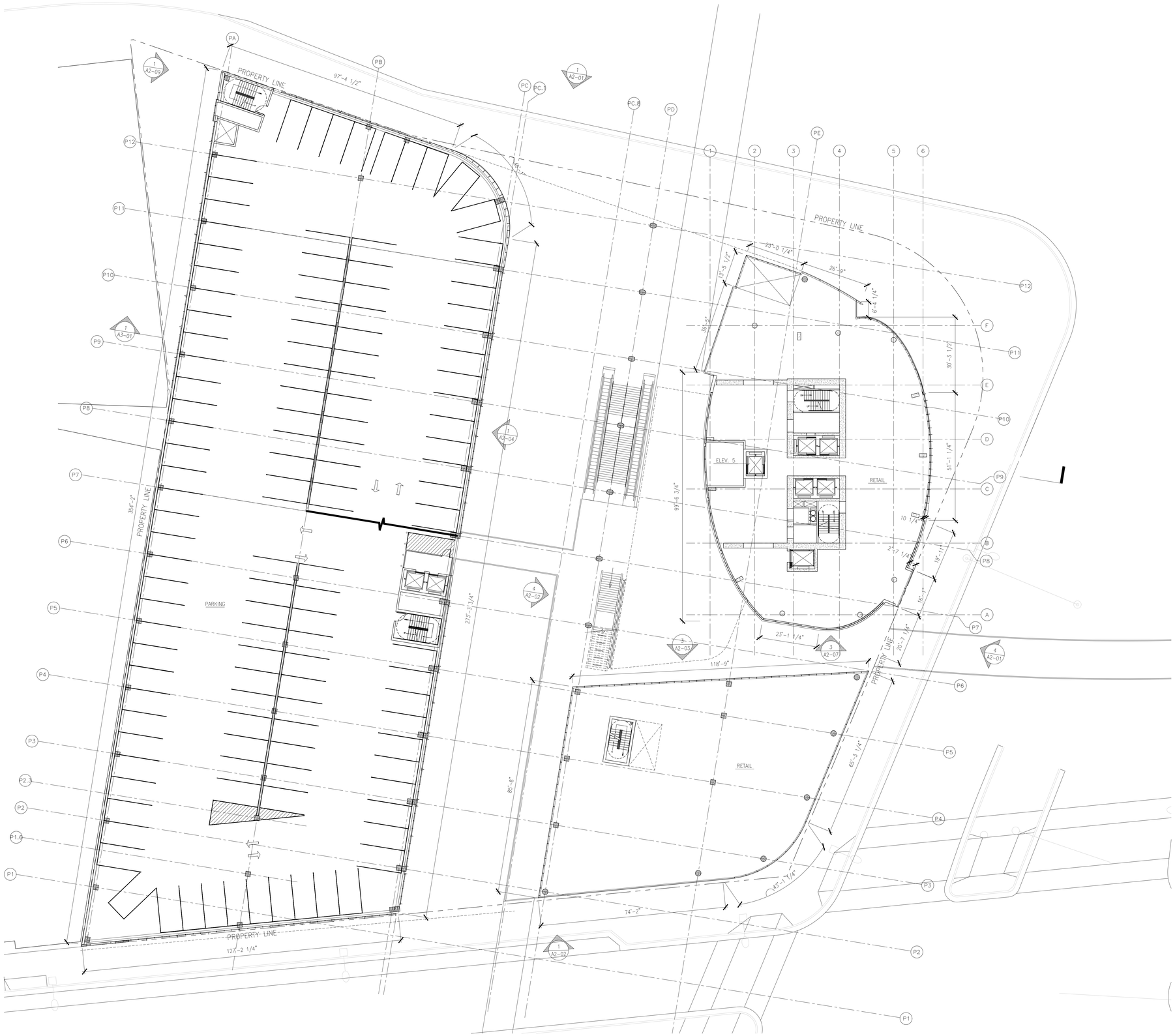

1 LEVEL 2.5 FLOOR PLAN
1/16" = 1'-0"

756 North Milwaukee Street, Suite 250
Milwaukee, Wisconsin 53202
Telephone 414.431.8101

RINKA|CHUNG
RINKA|CHUNG ARCHITECTURE INC

DEVELOPMENT PLAN DOCUMENTS - NOT FOR CONSTRUCTION

DEVELOPMENT PLAN DOCUMENT SET

THE COUTURE

MICHIGAN STREET &
LINCOLN MEMORIAL BLVD
MILWAUKEE, WI 53202

Issue Date APRIL 3, 2017

CC FILE NO. 161479
RCA Project No. 161007
Sheet Title
LEVEL 2.5
FLOOR PLAN

Sheet No.
A1-06

GENERAL NOTES:

INTERNAL PARKING STRUCTURE DESIGN SUBJECT TO CHANGE BASED ON ARCHITECTURAL CONSIDERATIONS.

1 LEVEL 3 FLOOR PLAN
1/16" = 1'-0"

756 North Milwaukee Street, Suite 250
Milwaukee, Wisconsin 53202
Telephone 414.431.8101

RINKA|CHUNG
RINKA|CHUNG ARCHITECTURE INC

DEVELOPMENT PLAN DOCUMENTS - NOT FOR CONSTRUCTION

DEVELOPMENT PLAN DOCUMENT SET

THE COUTURE

MICHIGAN STREET &
LINCOLN MEMORIAL BLVD
MILWAUKEE, WI 53202
Issue Date APRIL 3, 2017

CC FILE NO. 161479
RCA Project No. 161007
Sheet Title
LEVEL 03
FLOOR PLAN

Sheet No.
A1-07

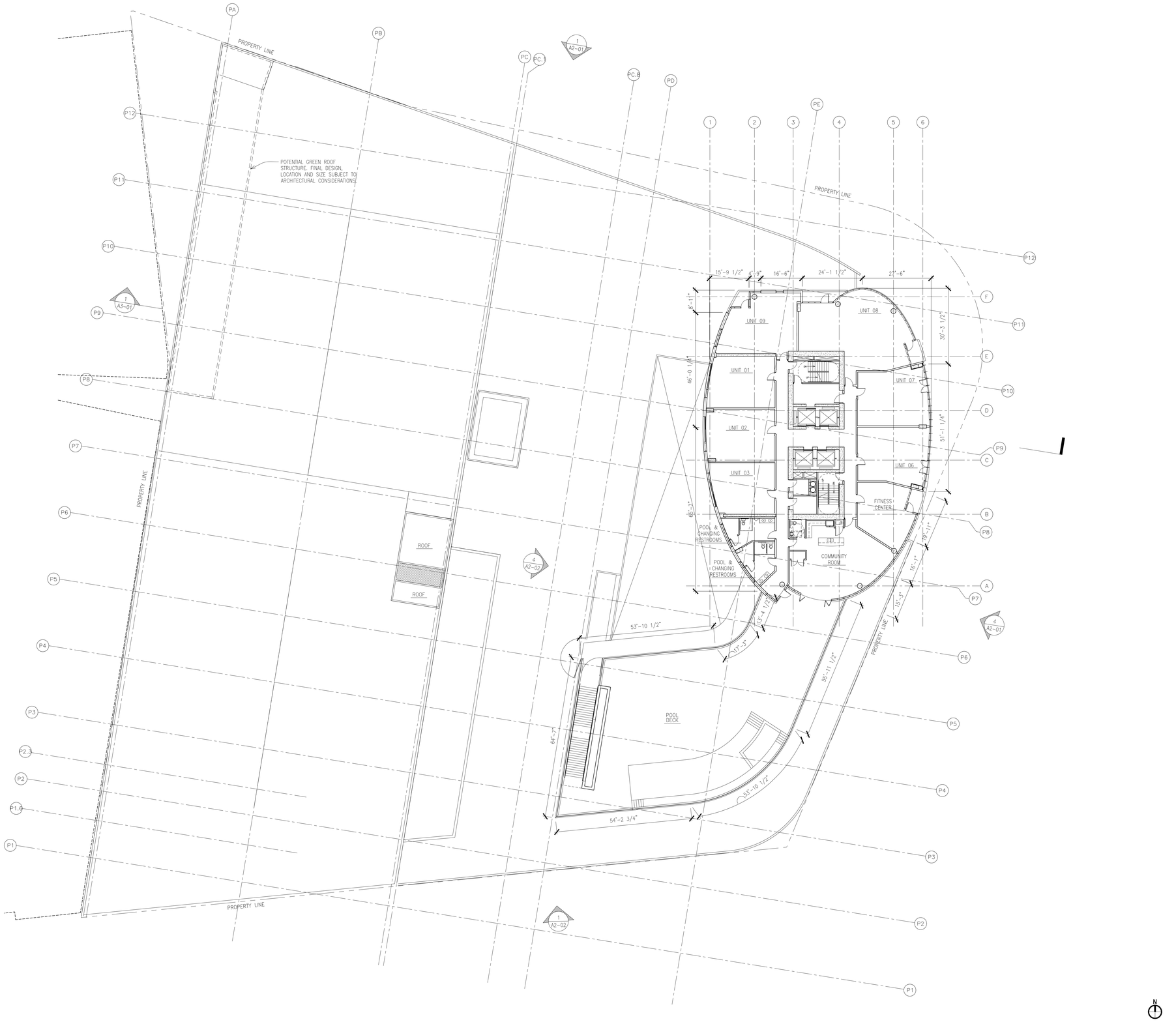

1 LEVEL 4 FLOOR PLAN
1/16" = 1'-0"

756 North Milwaukee Street, Suite 250
Milwaukee, Wisconsin 53202
Telephone 414.431.8101

RINKA|CHUNG
RINKA|CHUNG ARCHITECTURE INC

DEVELOPMENT PLAN DOCUMENTS - NOT FOR CONSTRUCTION

DEVELOPMENT PLAN DOCUMENT SET

THE COUTURE

MICHIGAN STREET &
LINCOLN MEMORIAL BLVD
MILWAUKEE, WI 53202
Issue Date APRIL 3, 2017

CC FILE NO. 161479
RCA Project No. 161007
Sheet Title
LEVEL 04
FLOOR PLAN

Sheet No.
A1-08

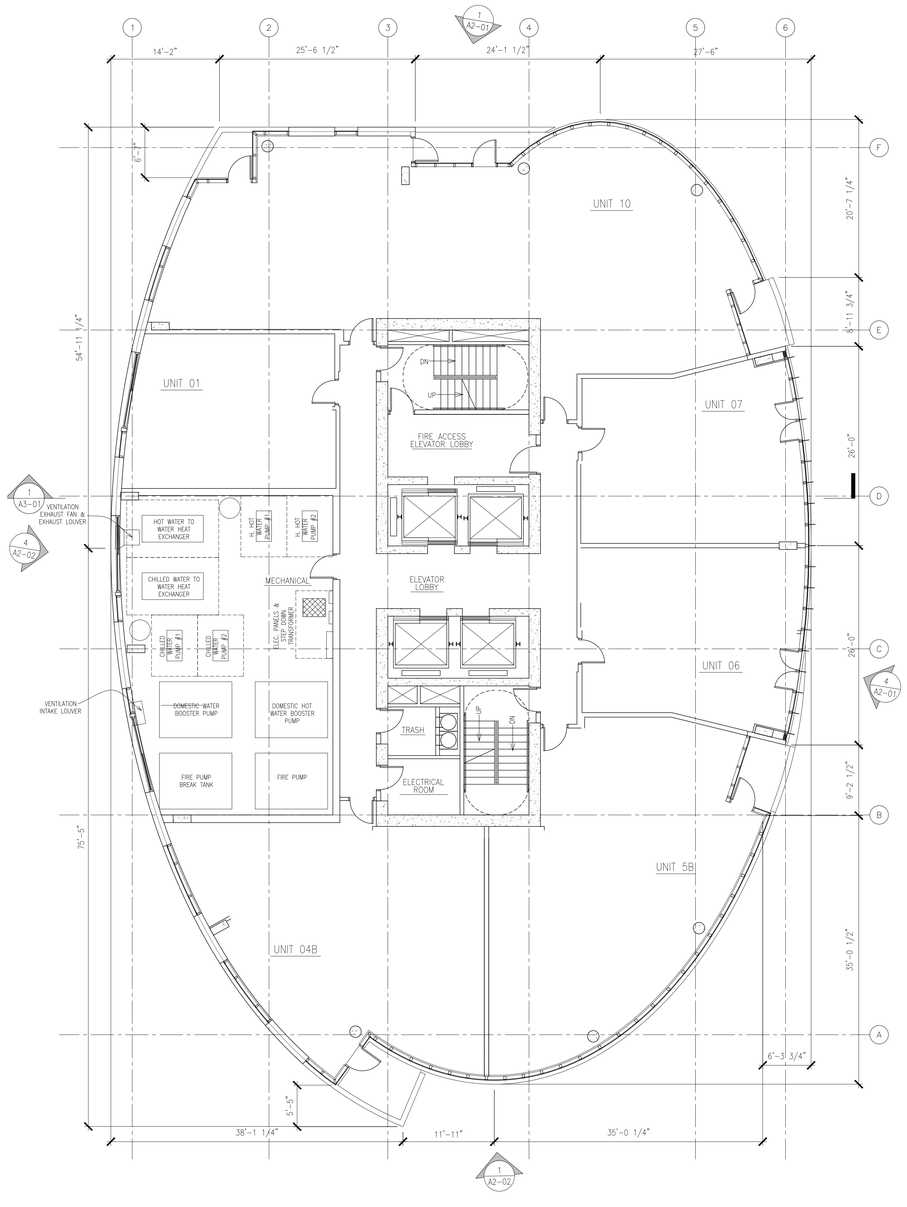

2 LEVEL 25 FLOOR PLAN
1/8" = 1'-0"

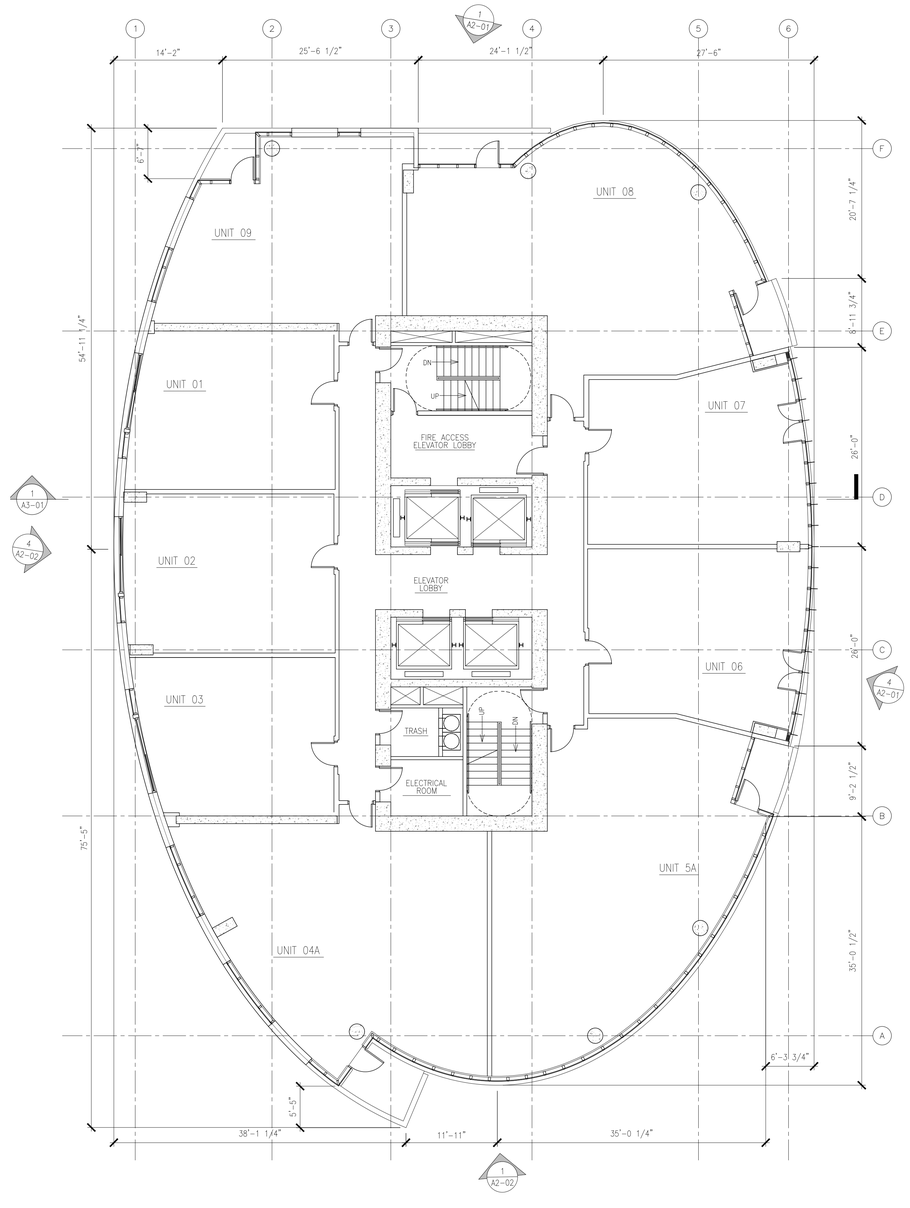

1 LEVEL 5 - 24 FLOOR PLAN
1/8" = 1'-0"

DEVELOPMENT PLAN DOCUMENTS - NOT FOR CONSTRUCTION

756 North Milwaukee Street, Suite 250
Milwaukee, Wisconsin 53202
Telephone 414.431.8101

RINKA|CHUNG
RINKA|CHUNG ARCHITECTURE INC

DEVELOPMENT PLAN DOCUMENT SET

THE COUTURE

MICHIGAN STREET &
LINCOLN MEMORIAL BLVD
MILWAUKEE, WI 53202
Issue Date APRIL 3, 2017

CC FILE NO. 161479
RCA Project No. 161007
Sheet Title
LEVELS 05 - 24 &
LEVEL 25
FLOOR PLANS

Sheet No.
A1-09

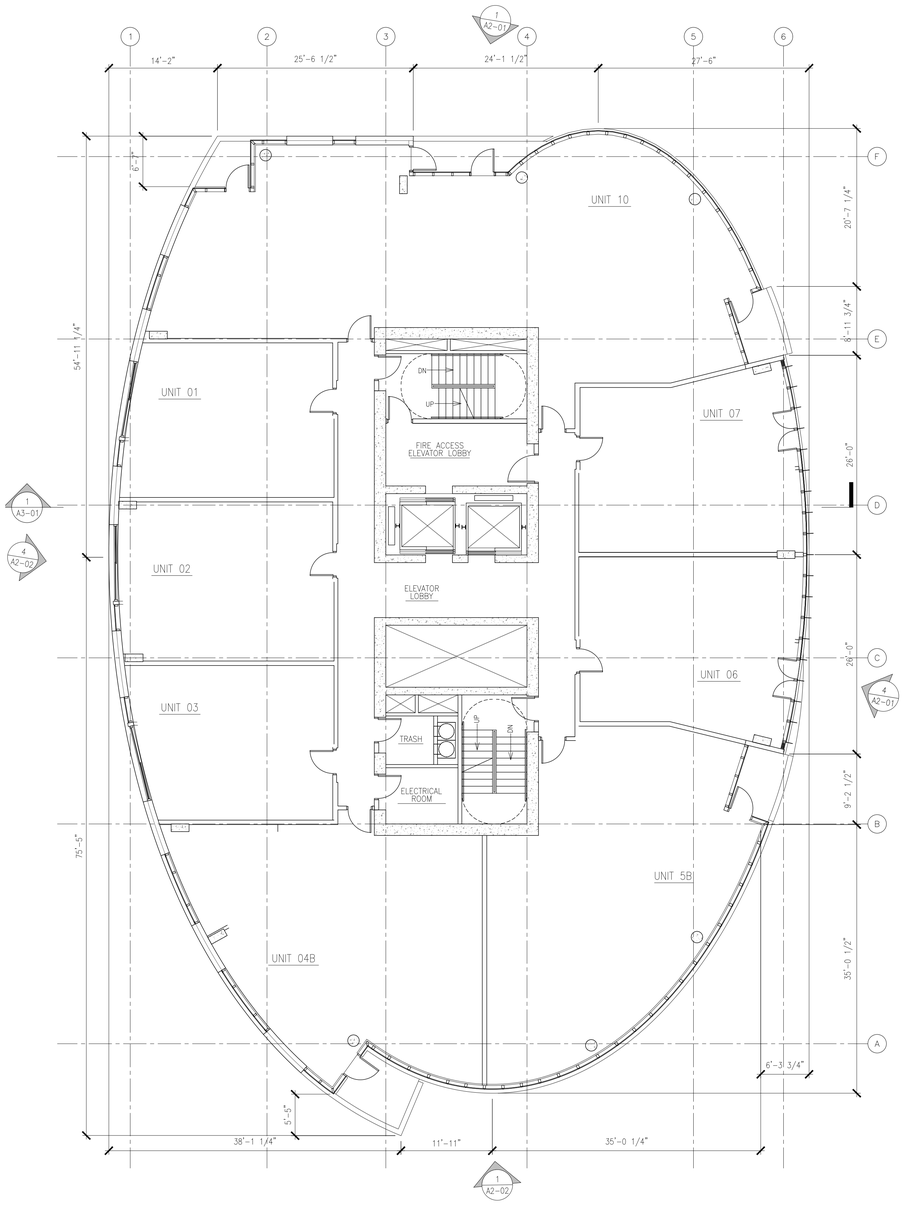

2 LEVEL 37 FLOOR PLAN
1/8" = 1'-0"

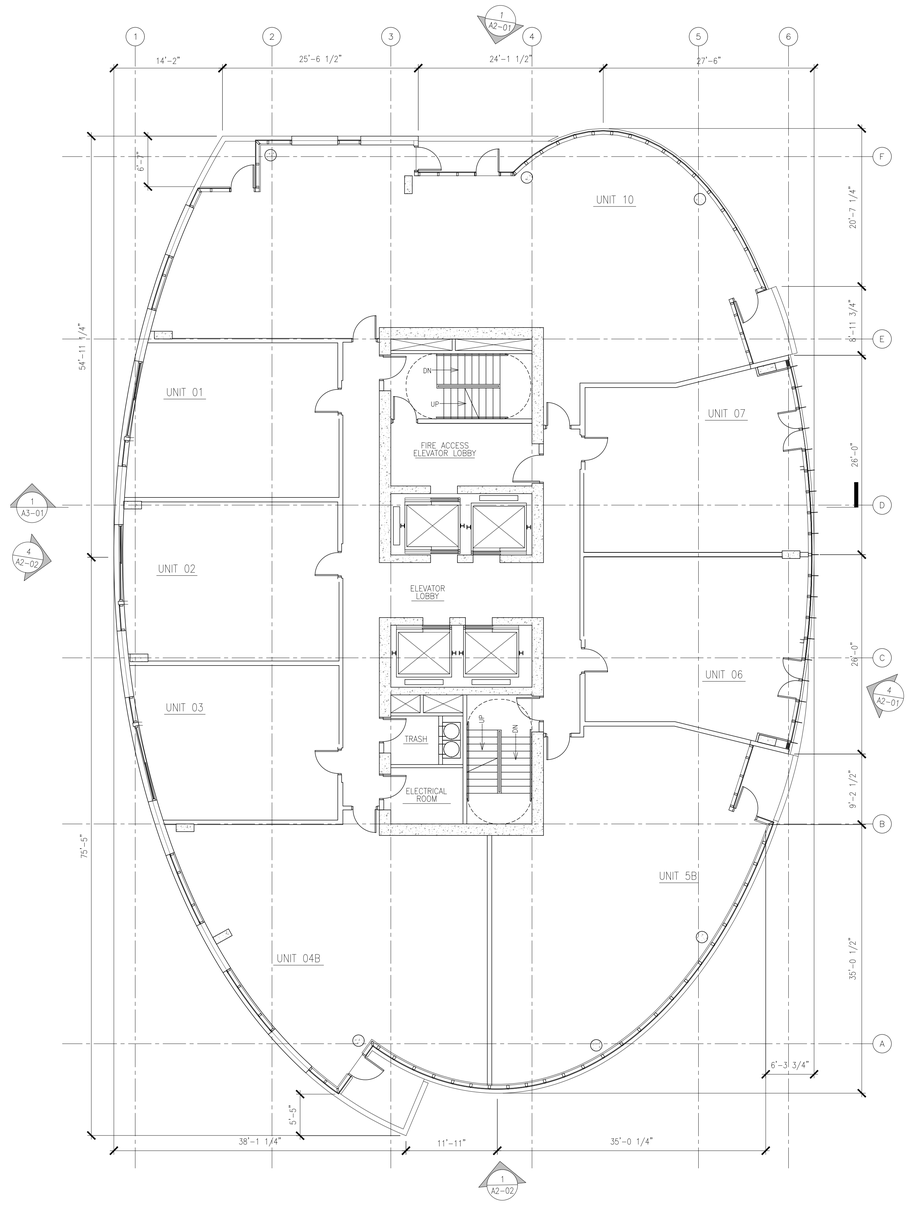

1 LEVELS 26 - 36 FLOOR PLAN
1/8" = 1'-0"

DEVELOPMENT PLAN DOCUMENTS - NOT FOR CONSTRUCTION

756 North Milwaukee Street, Suite 250
Milwaukee, Wisconsin 53202
Telephone 414.431.8101

RINKA|CHUNG
RINKA|CHUNG ARCHITECTURE INC

DEVELOPMENT PLAN DOCUMENT SET

THE COUTURE

MICHIGAN STREET &
LINCOLN MEMORIAL BLVD
MILWAUKEE, WI 53202
Issue Date APRIL 3, 2017

CC FILE NO. 161479
RCA Project No. 161007
Sheet Title
LEVELS 26 - 36 &
LEVEL 37
FLOOR PLANS

Sheet No.
A1-10

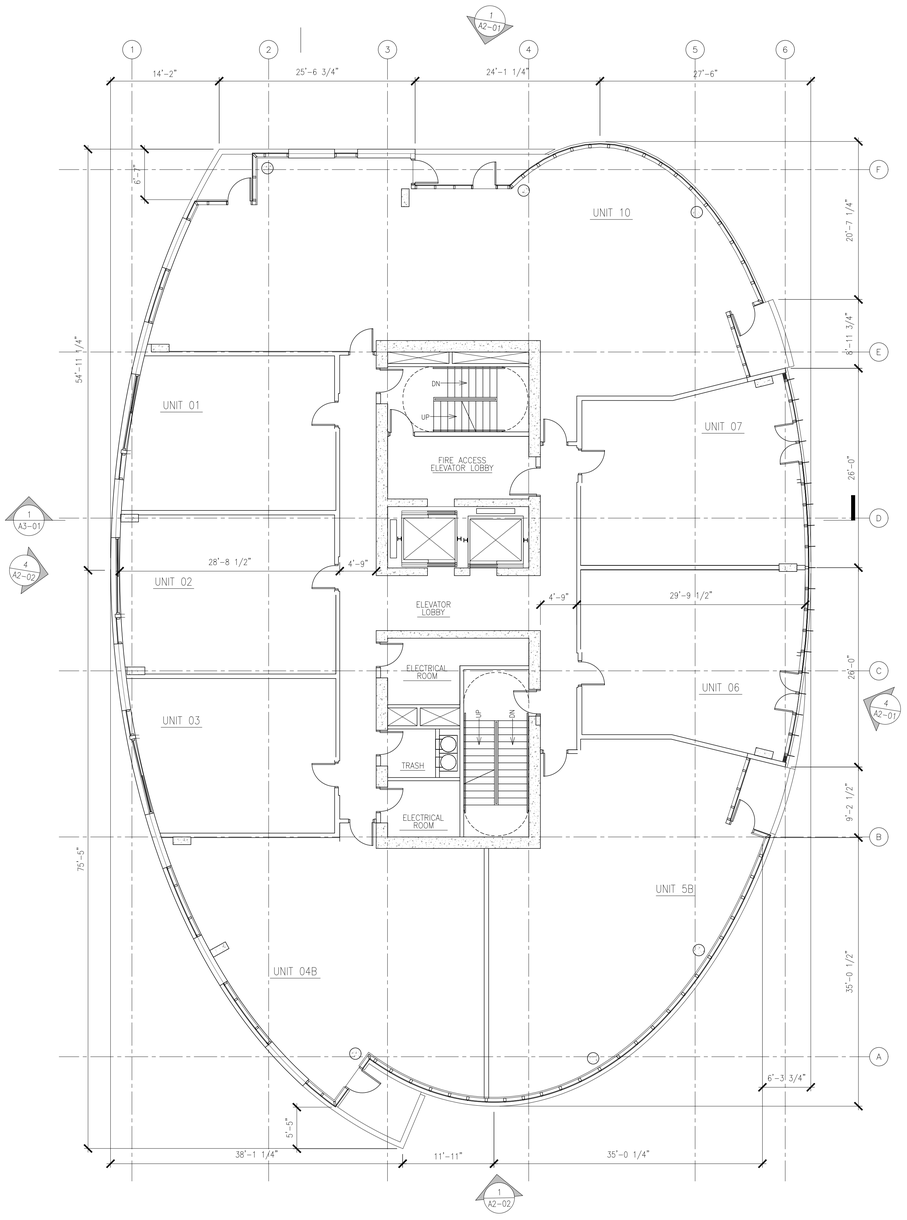

2 LEVEL 39 FLOOR PLAN
1/8" = 1'-0"

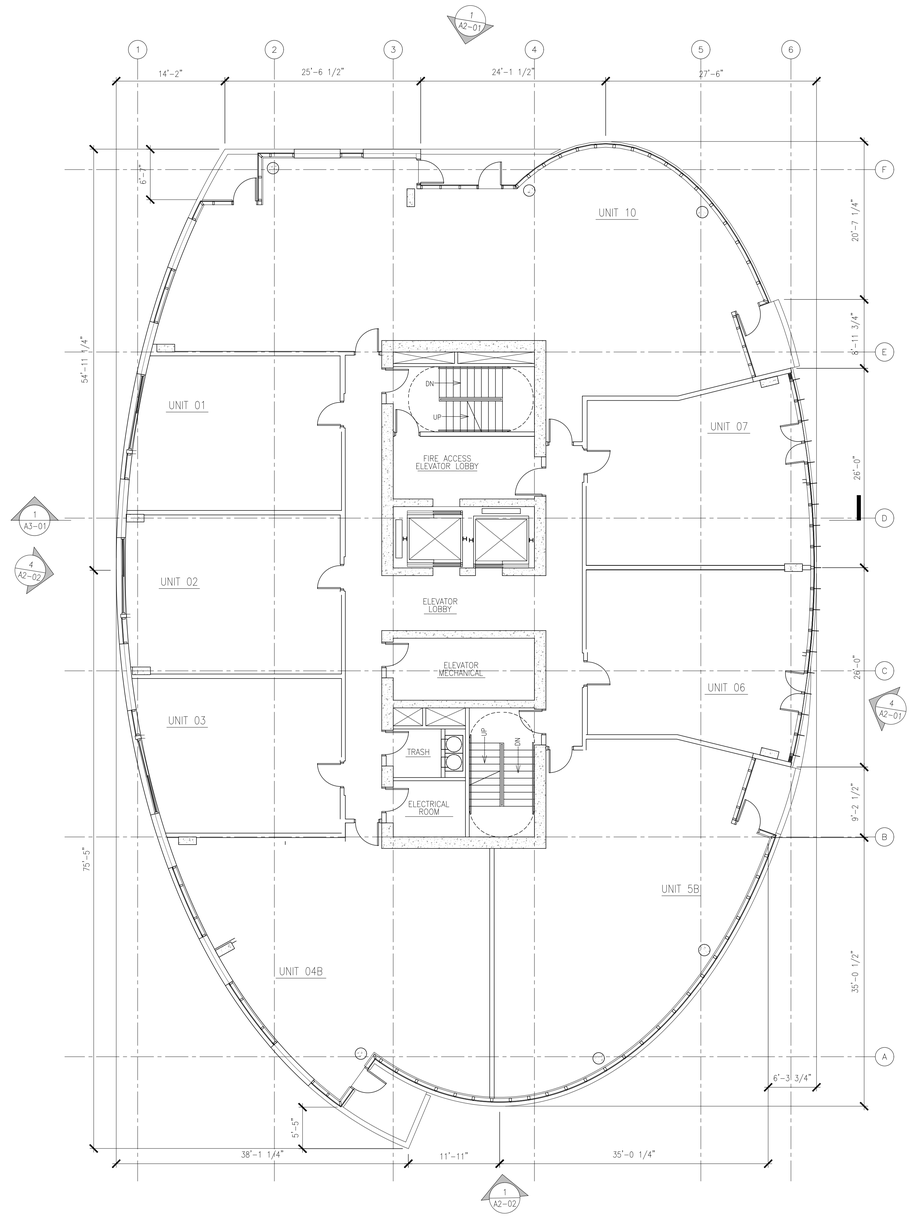

1 LEVEL 38 FLOOR PLAN
1/8" = 1'-0"

756 North Milwaukee Street, Suite 250
Milwaukee, Wisconsin 53202
Telephone 414.431.8101

RINKA|CHUNG
RINKA|CHUNG ARCHITECTURE INC

DEVELOPMENT PLAN DOCUMENTS - NOT FOR CONSTRUCTION

DEVELOPMENT PLAN DOCUMENT SET

THE COUTURE

MICHIGAN STREET &
LINCOLN MEMORIAL BLVD
MILWAUKEE, WI 53202

Issue Date APRIL 3, 2017

CC FILE NO. 161479
RCA Project No. 161007

Sheet Title
LEVELS 38 &
LEVEL 39
FLOOR PLANS

Sheet No:
A1-11

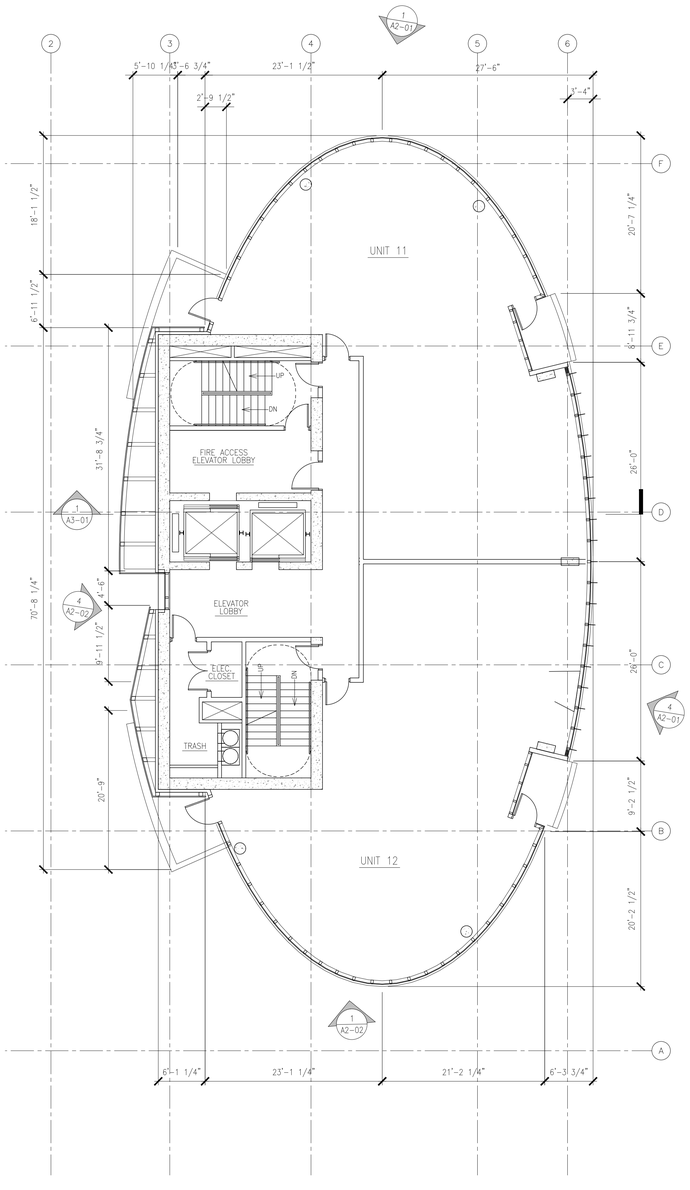

2 LEVELS 41 - 43 FLOOR PLAN
1/8" = 1'-0"

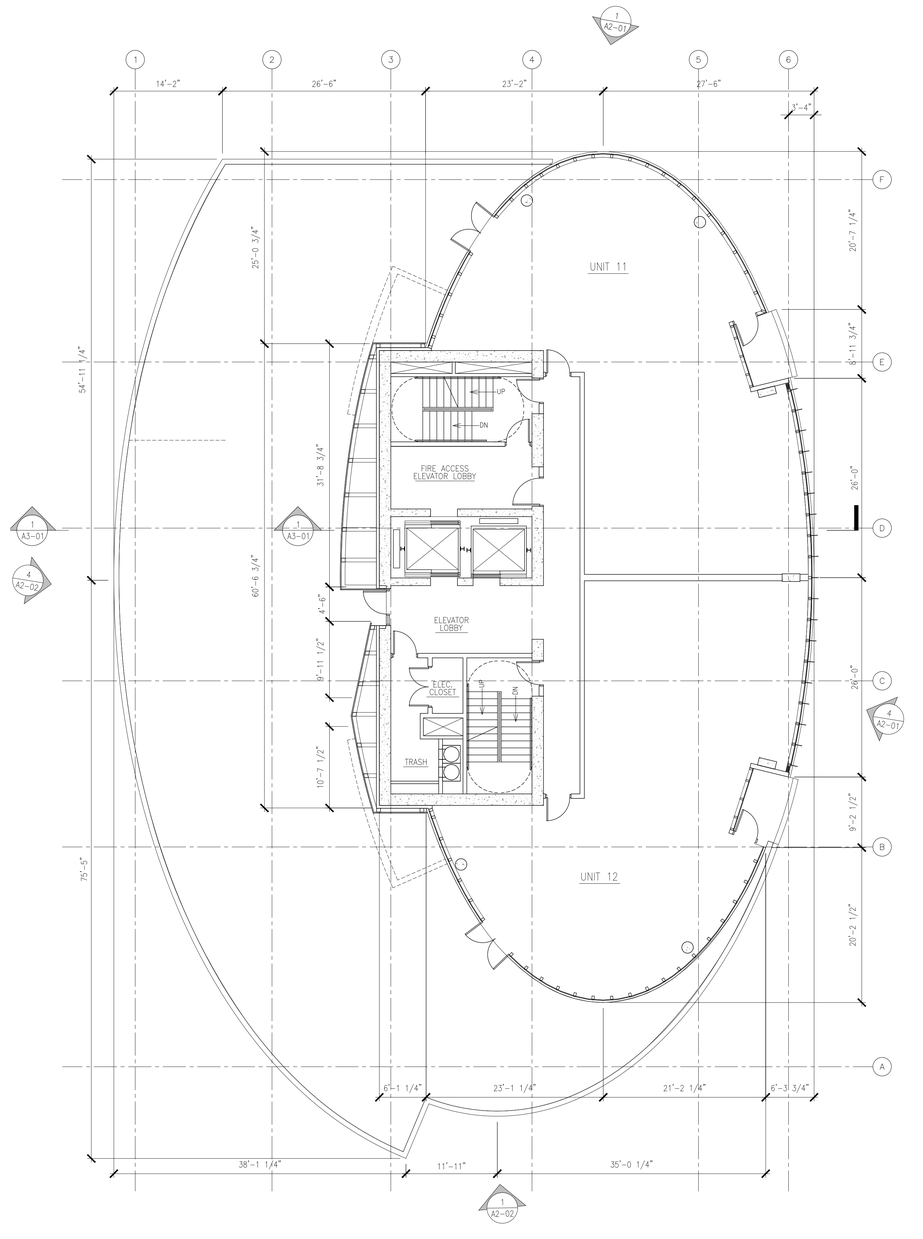

1 LEVEL 40 FLOOR PLAN
1/8" = 1'-0"

756 North Milwaukee Street, Suite 250
Milwaukee, Wisconsin 53202
Telephone 414.431.8101

RINKA|CHUNG
RINKA|CHUNG ARCHITECTURE INC

DEVELOPMENT PLAN DOCUMENTS - NOT FOR CONSTRUCTION

DEVELOPMENT PLAN DOCUMENT SET

THE COUTURE

MICHIGAN STREET &
LINCOLN MEMORIAL BLVD
MILWAUKEE, WI 53202
Issue Date APRIL 3, 2017

CC FILE NO. 161479
RCA Project No. 161007
Sheet Title
LEVEL 40 &
LEVELS 41 - 43
FLOOR PLANS

Sheet No.
A1-12

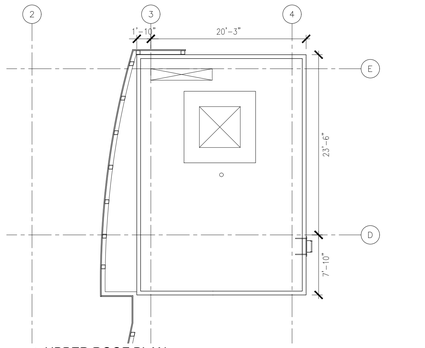

4 UPPER ROOF PLAN
1/8" = 1'-0"

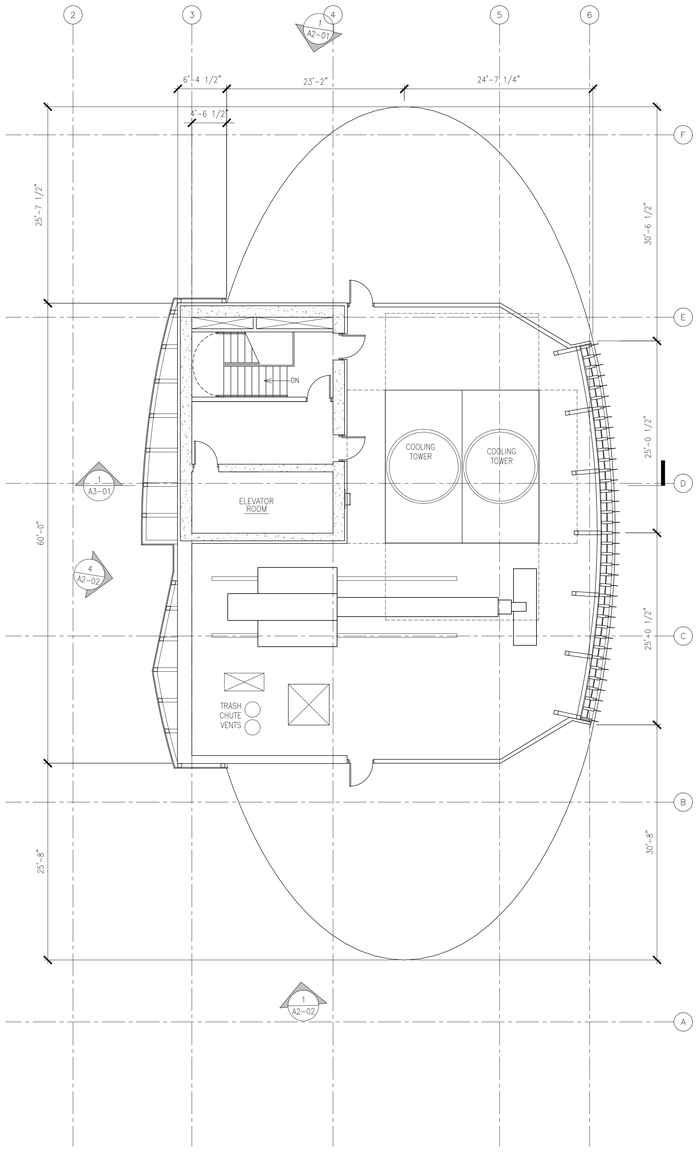

3 ROOF PLAN
1/8" = 1'-0"

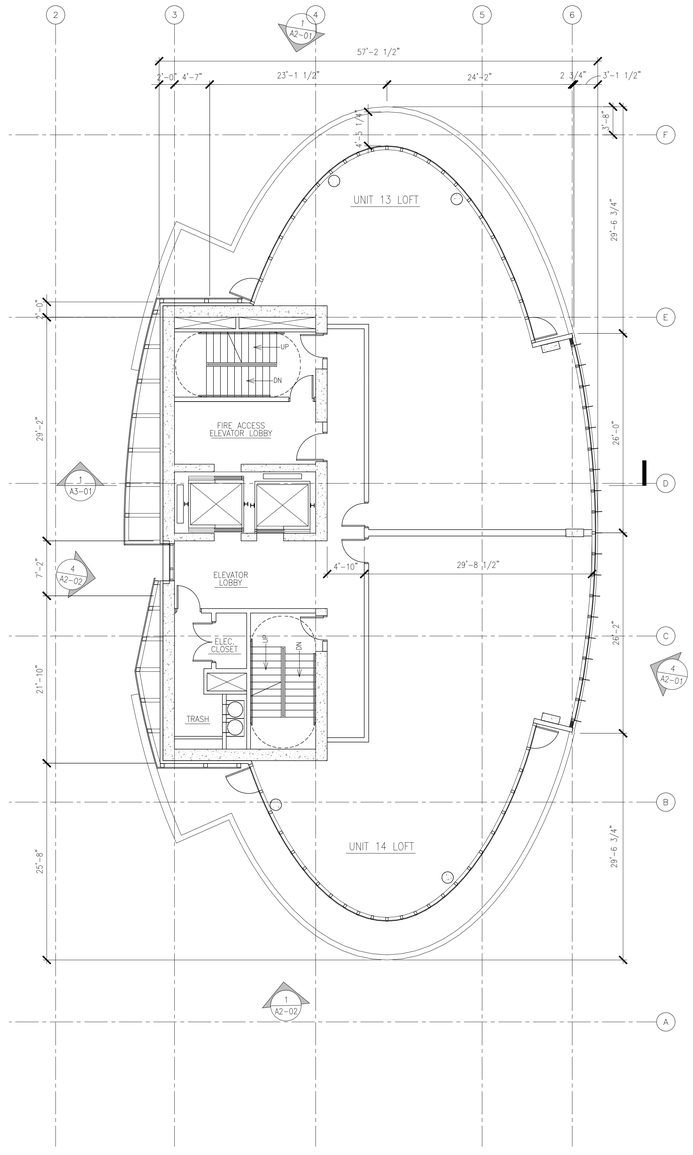

2 LEVEL 44 LOFT FLOOR PLAN
1/8" = 1'-0"

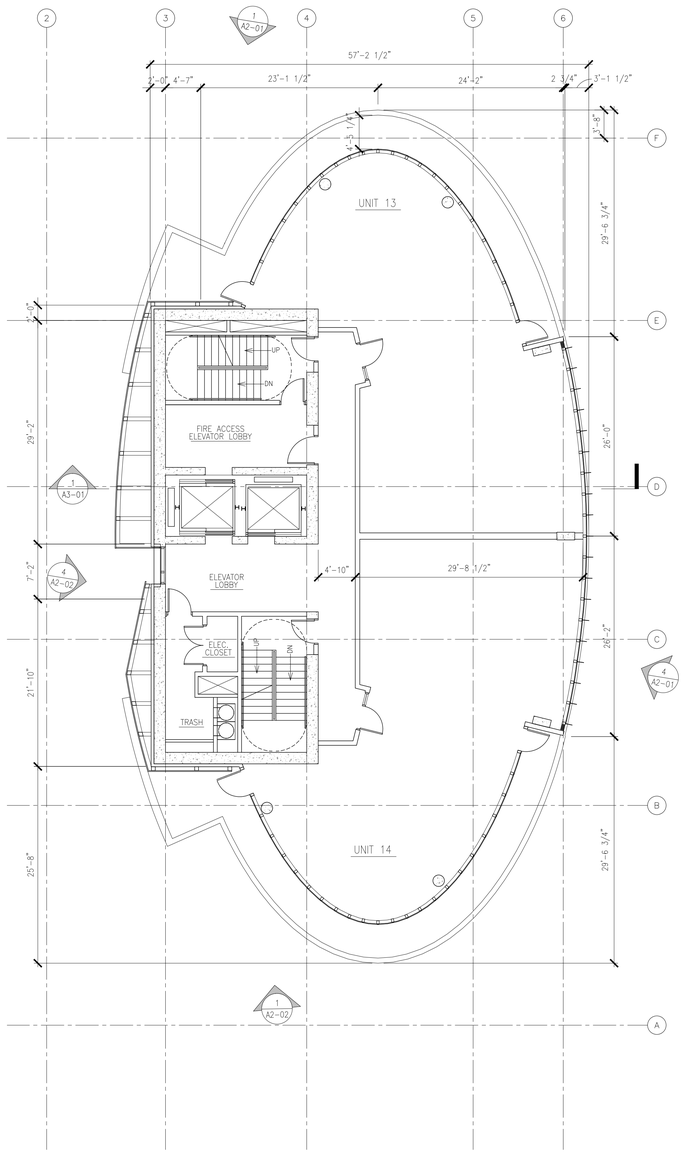

1 LEVEL 44 FLOOR PLAN
1/8" = 1'-0"

DEVELOPMENT PLAN DOCUMENTS - NOT FOR CONSTRUCTION

756 North Milwaukee Street, Suite 250
Milwaukee, Wisconsin 53202
Telephone 414.431.8101

RINKA|CHUNG
RINKA|CHUNG ARCHITECTURE INC

DEVELOPMENT PLAN DOCUMENT SET

THE COUTURE

MICHIGAN STREET &
LINCOLN MEMORIAL BLVD
MILWAUKEE, WI 53202

Issue Date APRIL 3, 2017

CC FILE NO. 161479
RCA Project No. 161007

Sheet Title
LEVEL 44 &
ROOF
FLOOR PLANS

Sheet No:
A1-13

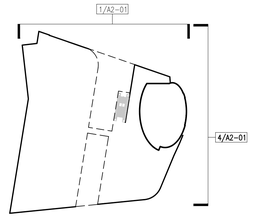

KEY PLAN
NTS

EXTERIOR MATERIAL KEY:

EX-1	PRE-CAST CONCRETE CLADDING	EX-10	HIGH SPEED COILING OVERHEAD DOOR W/ GLASS LITE	EX-20	CUSTOM LED LIGHT FIN W/ FROSTED ACRYLIC LENS AND FRAME	EX-31	CUSTOM VINYL GRAPHIC APPLIED TO GLASS	EX-40	PLATE STEEL CANOPY W/ STEEL TUBE SUPPORTS PAINTED
EX-2	CURTAIN WALL SYSTEM	EX-11	ALUMINUM COMPOSITE PANEL SLAB EDGE COVER	EX-21	LED SCREEN	EX-32	ALUMINUM COMPOSITE PANEL GLAZED INTO CURTAIN WALL SYSTEM	EX-41	FREESTANDING WATER FEATURE
EX-3	GLASS/METAL FIN	EX-12	STAINLESS STEEL AND GLASS GUARDRAIL SYSTEM W/ LED LIGHTING	EX-22	GLASS GUARDRAIL	EX-33	(2) IN-SWINGING TERRACE DOORS "JULIET BALCONY"	EX-42	STONE WALL BASE LED LIGHT REVEAL
EX-4	CURTAIN WALL SYSTEM WITH SPANDREL GLASS	EX-13	STONE CLADDING WALL	EX-23	BACKLIT ARCHITECTURAL SIGNAGE PANEL	EX-34	ALUMINUM COMPOSITE WALL ON MASONRY BACK UP	EX-43	ALL GLASS ENTRY DOORS
EX-5	EXTERIOR STOREFRONT SYSTEM	EX-14	PRE-FINISHED ARCHITECTURAL LOUVER	EX-24	CONCRETE COLUMN	EX-35	PRE-CAST CLADDING WITH CURTAIN WALL SYSTEM	EX-44	ALUMINUM SLIDING DOOR
EX-6	WINDOW WALL SYSTEM	EX-15	EXTERIOR HOLLOW METAL EGRESS DOOR – PAINT	EX-25	ALUMINUM COMPOSITE WALL	EX-36	STAINLESS STEEL AND GLASS WINDBREAK SYSTEM	EX-45	ALUMINUM AND GLASS ENTRY DOOR
EX-7	STRUCTURAL GLASS SYSTEM	EX-16	ALUMINUM FIN MULLION EXTENSION	EX-26	ALUMINUM GRATING PANEL CLADDING	EX-37	STAINED WOOD SCREEN WALL ATTACHED TO STOREFRONT SYSTEM	EX-46	PROJECT IDENTIFICATION SIGNAGE AND LIGHTED WATER FEATURE
EX-8	SLIDING ALUMINUM FRAMED GLASS DOORS "JULIET BALCONY"	EX-17	MOTORIZED OPERATING VERTICAL SLIDING DOOR	EX-27	ALUMINUM PERFORATED PANEL SYSTEM	EX-38	BACKLIT ARCHITECTURAL SIGNAGE PANEL WITH STAINLESS BASE	EX-47	CURTAIN WALL SYSTEM WITH CLEAR OR FROSTED GLASS
EX-9	SWINGING TERRACE DOORS	EX-18	PERFORATED METAL PANEL ON FRAME	EX-28	SUSPENDED UNDULATING ALUMINUM CEILING SYSTEM	EX-39	MOTORIZED OPERATING VERTICAL WINDBREAK SYSTEM	EX-48	PLANTED VERTICAL GREEN SCREEN WALL PANELS
		EX-19	ALUMINUM COMPOSITE PANEL FASCIA	EX-29	DEFTS SYSTEM			EX-49	PRE-CAST CLADDING WALL SYSTEM OR METAL PANEL WALL SYSTEM
				EX-30	PRE-CAST CLADDING WALL SYSTEM				

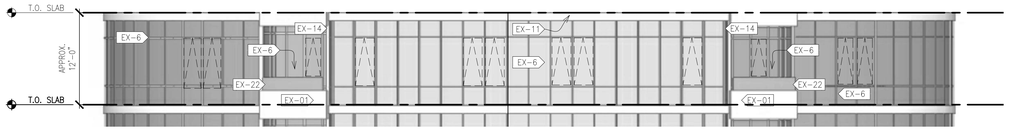

6 LEVELS 40-44 EAST ELEVATION ENLARGEMENT
1/8" = 1'-0"

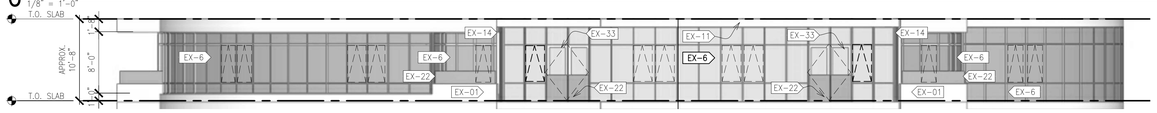

5 LEVELS 4-39 EAST ELEVATION ENLARGEMENT
1/8" = 1'-0"

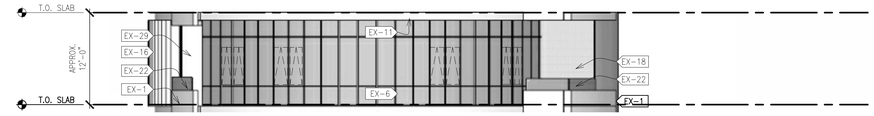

3 LEVELS 40-44 NORTH ELEVATION ENLARGEMENT
1/8" = 1'-0"

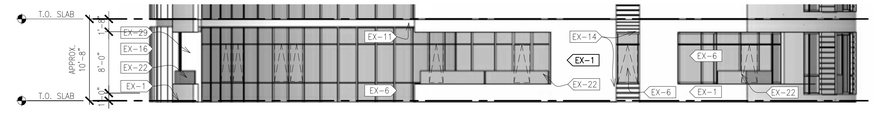

2 LEVELS 4-39 NORTH ELEVATION ENLARGEMENT
1/8" = 1'-0"



4 EAST ELEVATION
1/32" = 1'-0"



1 NORTH ELEVATION
1/32" = 1'-0"

756 North Milwaukee Street, Suite 300
Milwaukee, Wisconsin 53202
Telephone 414.431.8101

RINKA|CHUNG
RINKA|CHUNG ARCHITECTURE INC

DEVELOPMENT PLAN DOCUMENTS - NOT FOR CONSTRUCTION

DEVELOPMENT PLAN DOCUMENT SET

THE COUTURE

MICHIGAN STREET &
LINCOLN MEMORIAL BLVD
MILWAUKEE, WI 53202

Issue Date APRIL 3, 2017

CC FILE NO. 161479
RCA Project No. 161007
Sheet Title
EXTERIOR ELEVATIONS

Sheet No. A2-01

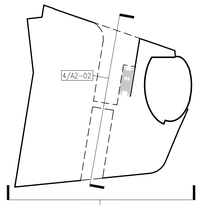

KEY PLAN
NTS

EXTERIOR MATERIAL KEY:

- EX-1 PRE-CAST CONCRETE CLADDING
- EX-2 CURTAIN WALL SYSTEM
- EX-3 GLASS/METAL FIN
- EX-4 CURTAIN WALL SYSTEM WITH SPANDREL GLASS
- EX-5 EXTERIOR STOREFRONT SYSTEM
- EX-6 WINDOW WALL SYSTEM
- EX-7 STRUCTURAL GLASS SYSTEM
- EX-8 SLIDING ALUMINUM FRAMED GLASS DOORS "JULIET BALCONY"
- EX-9 SWINGING TERRACE DOORS
- EX-10 HIGH SPEED COILING OVERHEAD DOOR W/ GLASS LITE
- EX-11 ALUMINUM COMPOSITE PANEL SLAB EDGE COVER
- EX-12 STAINLESS STEEL AND GLASS GUARDRAIL SYSTEM W/ LED LIGHTING
- EX-13 STONE CLADDING WALL
- EX-14 PRE-FINISHED ARCHITECTURAL LOUVER
- EX-15 EXTERIOR HOLLOW METAL EGRESS DOOR – PAINT
- EX-16 ALUMINUM FIN MULLION EXTENSION
- EX-17 MOTORIZED OPERATING VERTICAL SLIDING DOOR
- EX-18 PERFORATED METAL PANEL ON FRAME
- EX-19 ALUMINUM COMPOSITE PANEL FASCIA
- EX-20 CUSTOM LED LIGHT FIN W/ FROSTED ACRYLIC LENS AND FRAME
- EX-21 LED SCREEN
- EX-22 GLASS GUARDRAIL
- EX-23 BACKLIT ARCHITECTURAL SIGNAGE PANEL
- EX-24 CONCRETE COLUMN
- EX-25 ALUMINUM COMPOSITE WALL
- EX-26 ALUMINUM GRATING PANEL CLADDING
- EX-27 ALUMINUM PERFORATED PANEL SYSTEM
- EX-28 SUSPENDED UNDULATING ALUMINUM CEILING SYSTEM
- EX-29 DEFTS SYSTEM
- EX-30 PRE-CAST CLADDING WALL SYSTEM
- EX-31 CUSTOM VINYL GRAPHIC APPLIED TO GLASS
- EX-32 ALUMINUM COMPOSITE PANEL GLAZED INTO CURTAIN WALL SYSTEM
- EX-33 (2) IN-SWINGING TERRACE DOORS "JULIET BALCONY"
- EX-34 ALUMINUM COMPOSITE WALL ON MASONRY BACK UP
- EX-35 PRE-CAST CLADDING WITH CURTAIN WALL SYSTEM
- EX-36 STAINLESS STEEL AND GLASS WINDBREAK SYSTEM
- EX-37 STAINED WOOD SCREEN WALL ATTACHED TO STOREFRONT SYSTEM
- EX-38 BACKLIT ARCHITECTURAL SIGNAGE PANEL WITH STAINLESS BASE
- EX-39 MOTORIZED OPERATING VERTICAL WINDBREAK SYSTEM
- EX-40 PLATE STEEL CANOPY W/ STEEL TUBE SUPPORTS PAINTED
- EX-41 FREESTANDING WATER FEATURE
- EX-42 STONE WALL BASE LED LIGHT REVEAL
- EX-43 ALL GLASS ENTRY DOORS
- EX-44 ALUMINUM SLIDING DOOR
- EX-45 ALUMINUM AND GLASS ENTRY DOOR
- EX-46 PROJECT IDENTIFICATION SIGNAGE AND LIGHTED WATER FEATURE
- EX-47 CURTAIN WALL SYSTEM WITH CLEAR OR FROSTED GLASS
- EX-48 PLANTED VERTICAL GREEN SCREEN WALL PANELS
- EX-49 PRE-CAST CLADDING WALL SYSTEM OR METAL PANEL WALL SYSTEM

6 LEVELS 40-43 WEST ELEVATION ENLARGEMENT
1/8" = 1'-0"

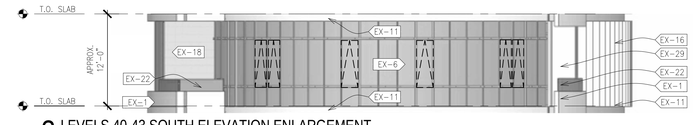

3 LEVELS 40-43 SOUTH ELEVATION ENLARGEMENT
1/8" = 1'-0"

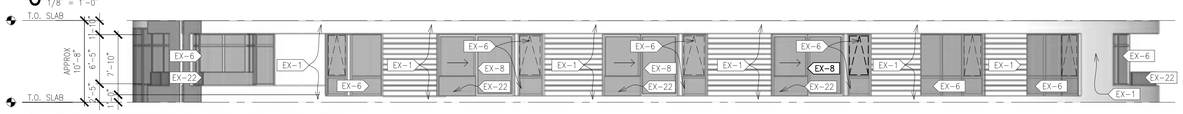

5 LEVELS 4-39 WEST ELEVATION ENLARGEMENT
1/8" = 1'-0"

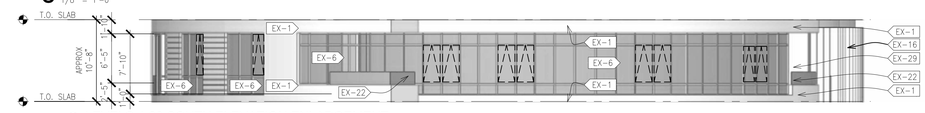

2 LEVELS 4-39 SOUTH ELEVATION ENLARGEMENT
1/8" = 1'-0"



4 WEST ELEVATION
1/32" = 1'-0"



1 SOUTH ELEVATION
1/32" = 1'-0"

RINKA|CHUNG
RINKA|CHUNG ARCHITECTURE INC

DEVELOPMENT PLAN DOCUMENTS - NOT FOR CONSTRUCTION

DEVELOPMENT PLAN DOCUMENT SET

THE COUTURE

MICHIGAN STREET &
LINCOLN MEMORIAL BLVD
MILWAUKEE, WI 53202
Issue Date APRIL 3, 2017

CC FILE NO. 161479
RCA Project No. 161007
Sheet Title
EXTERIOR ELEVATIONS

Sheet No.
A2-02

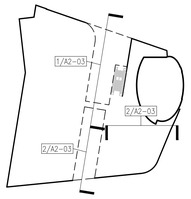

KEY PLAN
NTS

EXTERIOR MATERIAL KEY:

- EX-1 PRE-CAST CONCRETE CLADDING
- EX-2 CURTAIN WALL SYSTEM
- EX-3 GLASS/METAL FIN
- EX-4 CURTAIN WALL SYSTEM WITH SPANDREL GLASS
- EX-5 EXTERIOR STOREFRONT SYSTEM
- EX-6 WINDOW WALL SYSTEM
- EX-7 STRUCTURAL GLASS SYSTEM
- EX-8 SLIDING ALUMINUM FRAMED GLASS DOORS "JULIET BALCONY"
- EX-9 SWINGING TERRACE DOORS
- EX-10 HIGH SPEED COILING OVERHEAD DOOR W/ GLASS LITE
- EX-11 ALUMINUM COMPOSITE PANEL SLAB EDGE COVER
- EX-12 STAINLESS STEEL AND GLASS GUARDRAIL SYSTEM W/ LED LIGHTING
- EX-13 STONE CLADDING WALL
- EX-14 PRE-FINISHED ARCHITECTURAL LOUVER
- EX-15 EXTERIOR HOLLOW METAL EGRESS DOOR – PAINT
- EX-16 ALUMINUM FIN MULLION EXTENSION
- EX-17 MOTORIZED OPERATING VERTICAL SLIDING DOOR
- EX-18 PERFORATED METAL PANEL ON FRAME
- EX-19 ALUMINUM COMPOSITE PANEL FASCIA
- EX-20 CUSTOM LED LIGHT FIN W/ FROSTED ACRYLIC LENS AND FRAME
- EX-21 LED SCREEN
- EX-22 GLASS GUARDRAIL
- EX-23 BACKLIT ARCHITECTURAL SIGNAGE PANEL
- EX-24 CONCRETE COLUMN
- EX-25 ALUMINUM COMPOSITE WALL
- EX-26 ALUMINUM GRATING PANEL CLADDING
- EX-27 ALUMINUM PERFORATED PANEL SYSTEM
- EX-28 SUSPENDED UNDULATING ALUMINUM CEILING SYSTEM
- EX-29 DEFTS SYSTEM
- EX-30 PRE-CAST CLADDING WALL SYSTEM
- EX-31 CUSTOM VINYL GRAPHIC APPLIED TO GLASS
- EX-32 ALUMINUM COMPOSITE PANEL GLAZED INTO CURTAIN WALL SYSTEM
- EX-33 (2) IN-SWINGING TERRACE DOORS "JULIET BALCONY"
- EX-34 ALUMINUM COMPOSITE WALL ON MASONRY BACK UP
- EX-35 PRE-CAST CLADDING WITH CURTAIN WALL SYSTEM
- EX-36 STAINLESS STEEL AND GLASS WINDBREAK SYSTEM
- EX-37 STAINED WOOD SCREEN WALL ATTACHED TO STOREFRONT SYSTEM
- EX-38 BACKLIT ARCHITECTURAL SIGNAGE PANEL WITH STAINLESS BASE
- EX-39 MOTORIZED OPERATING VERTICAL WINDBREAK SYSTEM
- EX-40 PLATE STEEL CANOPY W/ STEEL TUBE SUPPORTS PAINTED
- EX-41 FREESTANDING WATER FEATURE
- EX-42 STONE WALL BASE LED LIGHT REVEAL
- EX-43 ALL GLASS ENTRY DOORS
- EX-44 ALUMINUM SLIDING DOOR
- EX-45 ALUMINUM AND GLASS ENTRY DOOR
- EX-46 PROJECT IDENTIFICATION SIGNAGE AND LIGHTED WATER FEATURE
- EX-47 CURTAIN WALL SYSTEM WITH CLEAR OR FROSTED GLASS
- EX-48 PLANTED VERTICAL GREEN SCREEN WALL PANELS
- EX-49 PRE-CAST CLADDING WALL SYSTEM OR METAL PANEL WALL SYSTEM

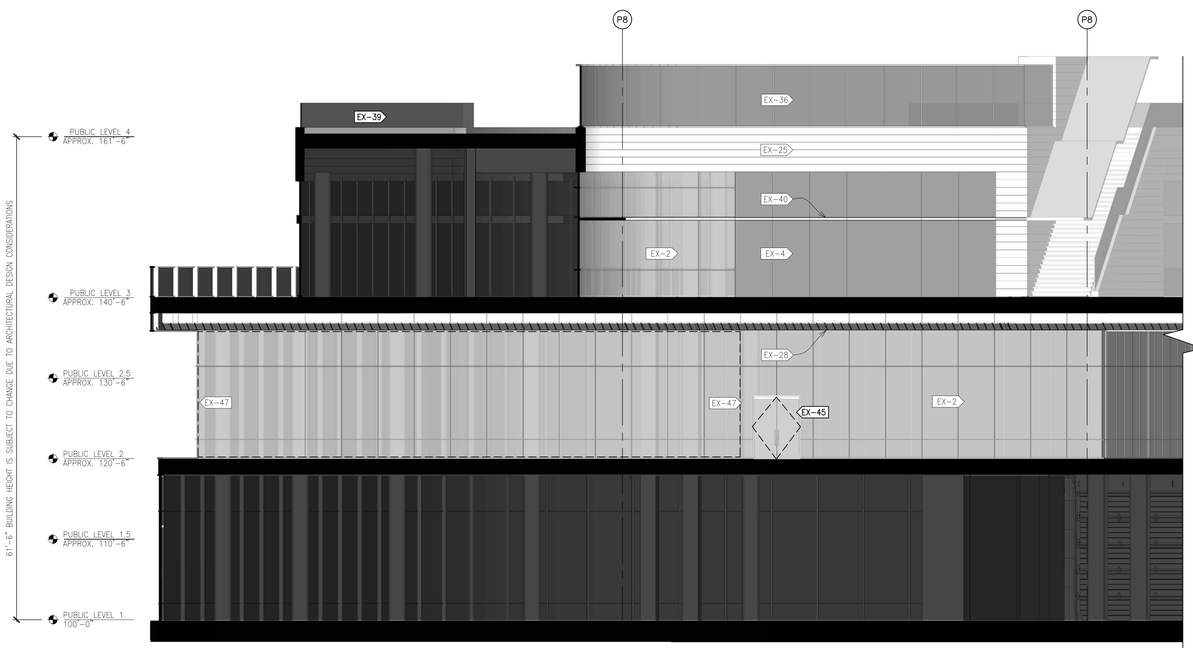

3 ENLARGED CONCOURSE BLIND ELEVATION
1/8" = 1'-0"

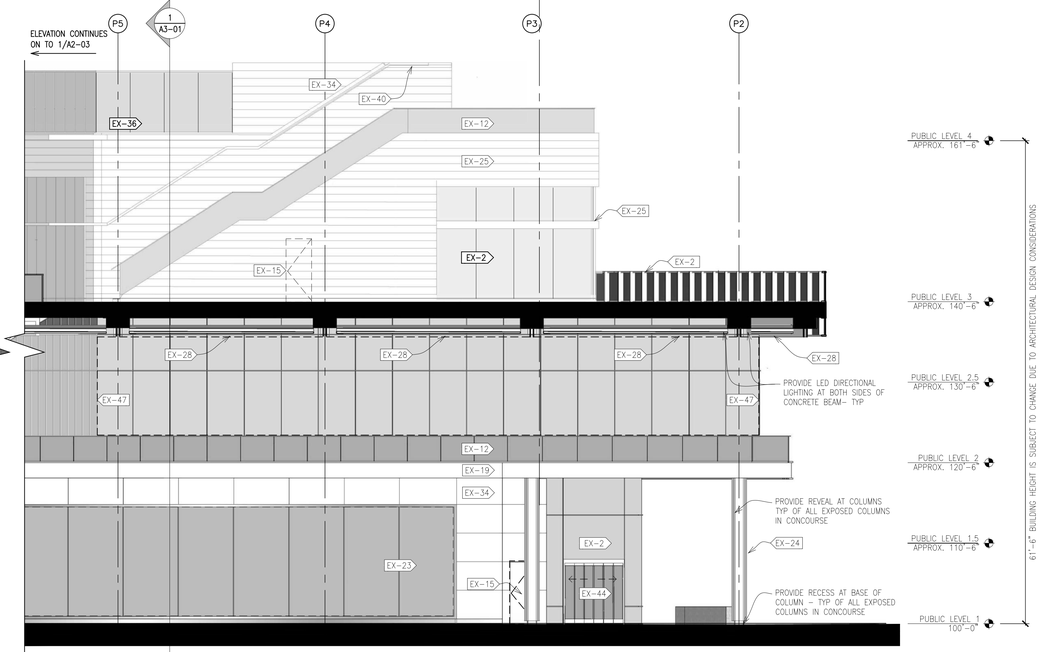

2 ENLARGED EAST CONCOURSE ELEVATION CONT.
1/8" = 1'-0"

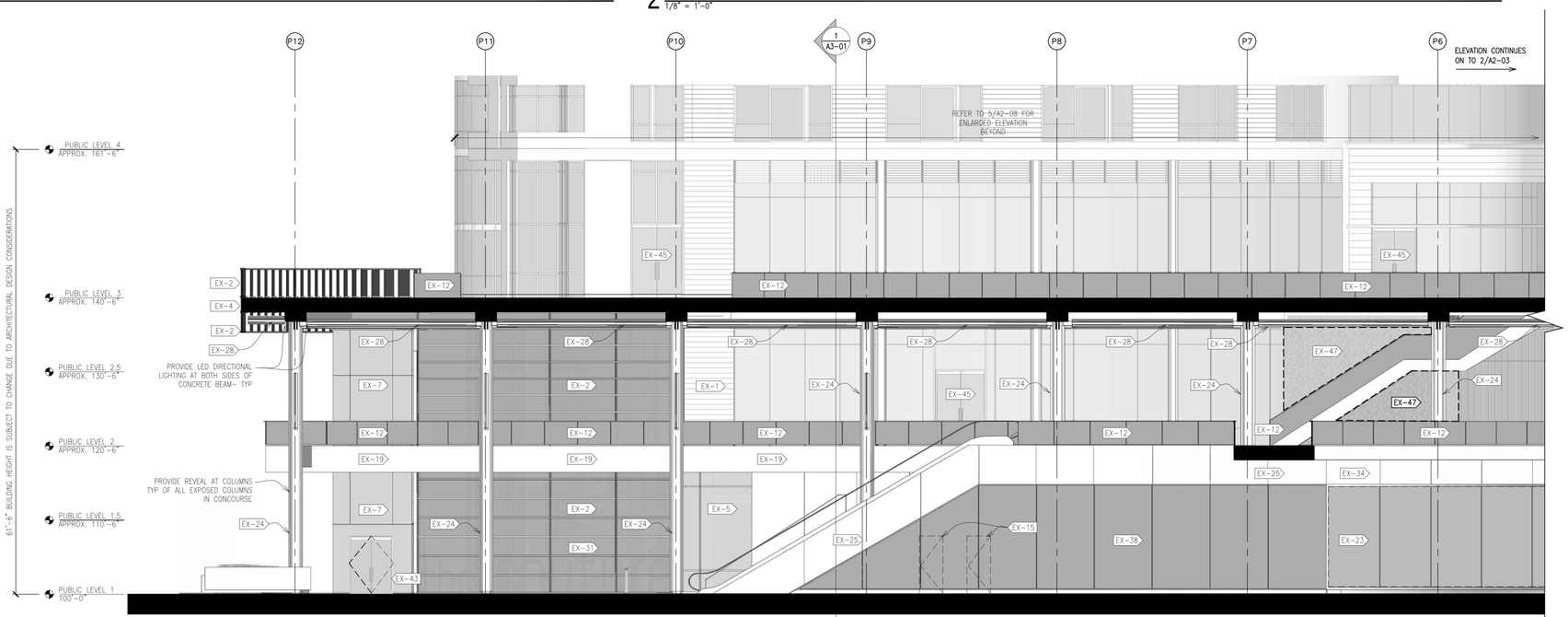

1 ENLARGED EAST CONCOURSE ELEVATION
1/8" = 1'-0"

DEVELOPMENT PLAN DOCUMENTS - NOT FOR CONSTRUCTION

756 North Milwaukee Street, Suite 250
Milwaukee, Wisconsin 53202
Telephone 414.431.8101

RINKA|CHUNG
RINKA|CHUNG ARCHITECTURE INC

DEVELOPMENT PLAN DOCUMENT SET

THE COUTURE

MICHIGAN STREET &
LINCOLN MEMORIAL BLVD
MILWAUKEE, WI 53202

Issue Date APRIL 3, 2017

CC FILE NO. 161479
RCA Project No. 161007
Sheet Title
ENLARGED EXTERIOR ELEVATIONS

Sheet No.
A2-03

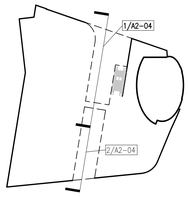

KEY PLAN
NTS

EXTERIOR MATERIAL KEY:

EX-1	PRE-CAST CONCRETE CLADDING	EX-10	HIGH SPEED COILING OVERHEAD DOOR W/ GLASS LITE	EX-20	CUSTOM LED LIGHT FIN W/ FROSTED ACRYLIC LENS AND FRAME	EX-31	CUSTOM VINYL GRAPHIC APPLIED TO GLASS	EX-40	PLATE STEEL CANOPY W/ STEEL TUBE SUPPORTS PAINTED
EX-2	CURTAIN WALL SYSTEM	EX-11	ALUMINUM COMPOSITE PANEL SLAB EDGE COVER	EX-21	LED SCREEN	EX-32	ALUMINUM COMPOSITE PANEL GLAZED INTO CURTAIN WALL SYSTEM	EX-41	FREESTANDING WATER FEATURE
EX-3	GLASS/METAL FIN	EX-12	STAINLESS STEEL AND GLASS GUARDRAIL SYSTEM W/ LED LIGHTING	EX-22	GLASS GUARDRAIL	EX-33	(2) IN-SWINGING TERRACE DOORS "JULIET BALCONY"	EX-42	STONE WALL BASE LED LIGHT REVEAL
EX-4	CURTAIN WALL SYSTEM WITH SPANDREL GLASS	EX-13	STONE CLADDING WALL	EX-23	BACKLIT ARCHITECTURAL SIGNAGE PANEL	EX-34	ALUMINUM COMPOSITE WALL ON MASONRY BACK UP	EX-43	ALL GLASS ENTRY DOORS
EX-5	EXTERIOR STOREFRONT SYSTEM	EX-14	PRE-FINISHED ARCHITECTURAL LOUVER	EX-24	CONCRETE COLUMN	EX-35	PRE-CAST CLADDING WITH CURTAIN WALL SYSTEM	EX-44	ALUMINUM SLIDING DOOR
EX-6	WINDOW WALL SYSTEM	EX-15	EXTERIOR HOLLOW METAL EGRESS DOOR – PAINT	EX-25	ALUMINUM COMPOSITE WALL	EX-36	STAINLESS STEEL AND GLASS WINDBREAK SYSTEM	EX-45	ALUMINUM AND GLASS ENTRY DOOR
EX-7	STRUCTURAL GLASS SYSTEM	EX-16	ALUMINUM FIN MULLION EXTENSION	EX-26	ALUMINUM GRATING PANEL CLADDING	EX-37	STAINED WOOD SCREEN WALL ATTACHED TO STOREFRONT SYSTEM	EX-46	PROJECT IDENTIFICATION SIGNAGE AND LIGHTED WATER FEATURE
EX-8	SLIDING ALUMINUM FRAMED GLASS DOORS "JULIET BALCONY"	EX-17	MOTORIZED OPERATING VERTICAL SLIDING DOOR	EX-27	ALUMINUM PERFORATED PANEL SYSTEM	EX-38	BACKLIT ARCHITECTURAL SIGNAGE PANEL WITH STAINLESS BASE	EX-47	CURTAIN WALL SYSTEM WITH CLEAR OR FROSTED GLASS
EX-9	SWINGING TERRACE DOORS	EX-18	PERFORATED METAL PANEL ON FRAME	EX-28	SUSPENDED UNDULATING ALUMINUM CEILING SYSTEM	EX-39	MOTORIZED OPERATING VERTICAL WINDBREAK SYSTEM	EX-48	PLANTED VERTICAL GREEN SCREEN WALL PANELS
		EX-19	ALUMINUM COMPOSITE PANEL FASCIA	EX-29	DEFTS SYSTEM			EX-49	PRE-CAST CLADDING WALL SYSTEM OR METAL PANEL WALL SYSTEM
				EX-30	PRE-CAST CLADDING WALL SYSTEM				

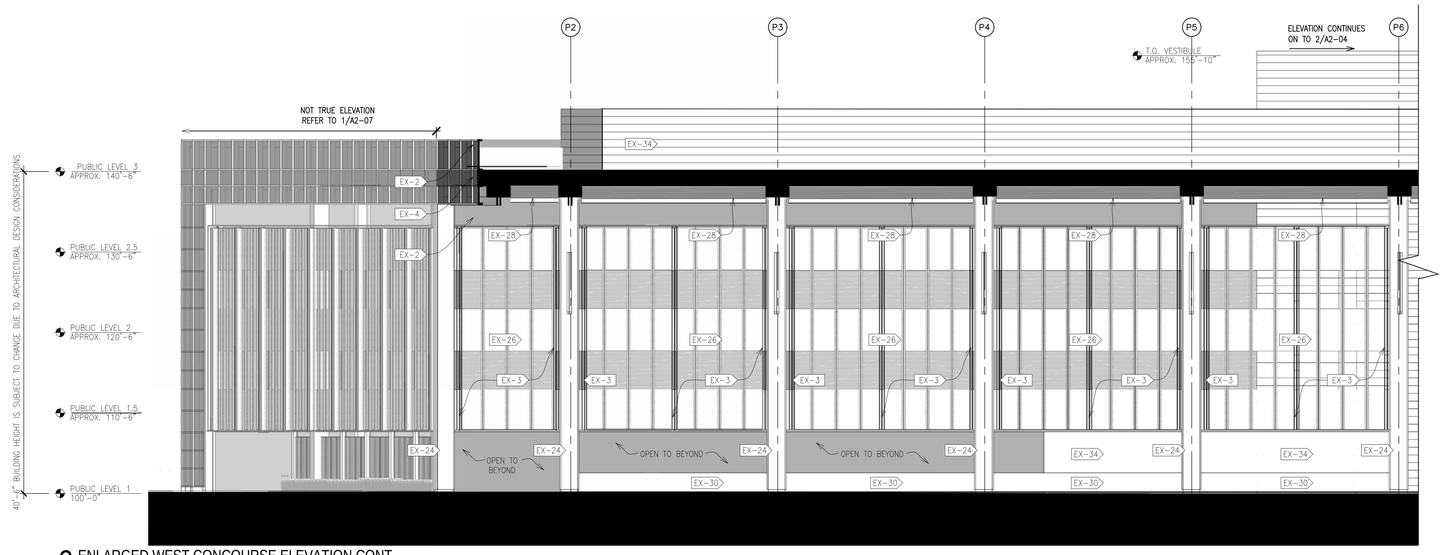

2 ENLARGED WEST CONCOURSE ELEVATION CONT.
1/8" = 1'-0"

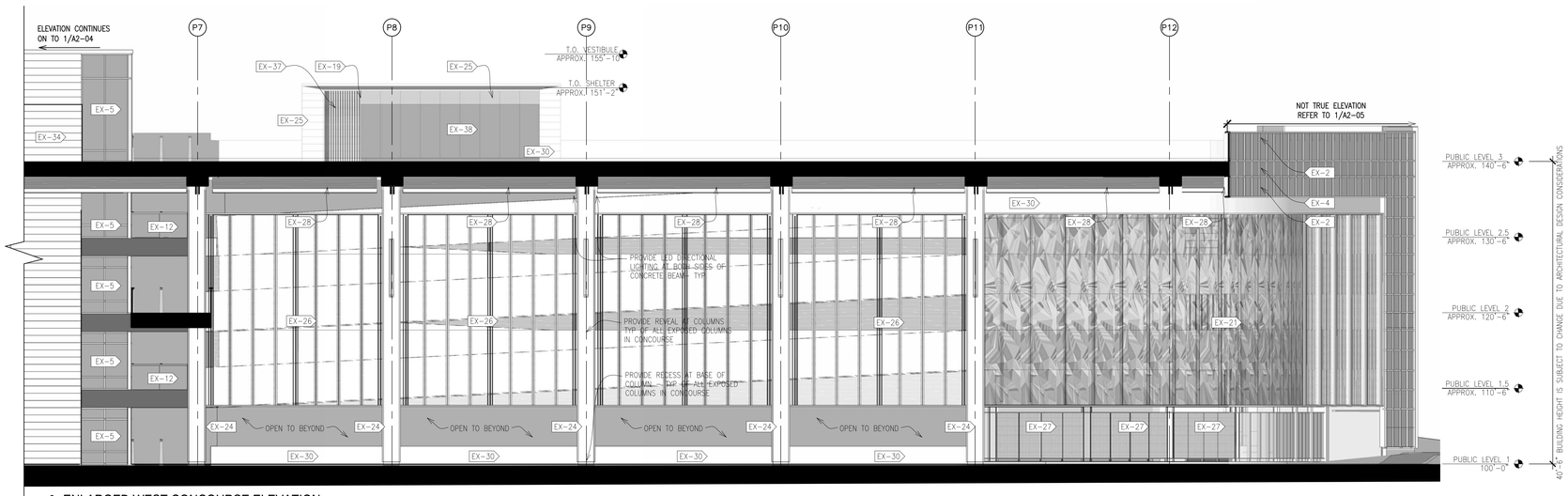

1 ENLARGED WEST CONCOURSE ELEVATION
1/8" = 1'-0"

DEVELOPMENT PLAN DOCUMENTS - NOT FOR CONSTRUCTION

756 North Milwaukee Street, Suite 250
Milwaukee, Wisconsin 53202
Telephone 414.431.8101

RINKA|CHUNG
RINKA|CHUNG ARCHITECTURE INC

DEVELOPMENT PLAN DOCUMENT SET

THE COUTURE

MICHIGAN STREET &
LINCOLN MEMORIAL BLVD
MILWAUKEE, WI 53202

Issue Date APRIL 3, 2017

CC FILE NO. 161479
RCA Project No. 161007
Sheet Title
ENLARGED EXTERIOR ELEVATIONS

Sheet No.
A2-04

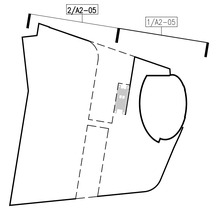

KEY PLAN
NTS

EXTERIOR MATERIAL KEY:

- EX-1 PRE-CAST CONCRETE CLADDING
- EX-2 CURTAIN WALL SYSTEM
- EX-3 GLASS/METAL FIN
- EX-4 CURTAIN WALL SYSTEM WITH SPANDREL GLASS
- EX-5 EXTERIOR STOREFRONT SYSTEM
- EX-6 WINDOW WALL SYSTEM
- EX-7 STRUCTURAL GLASS SYSTEM
- EX-8 SLIDING ALUMINUM FRAMED GLASS DOORS "JULIET BALCONY"
- EX-9 SWINGING TERRACE DOORS
- EX-10 HIGH SPEED COILING OVERHEAD DOOR W/ GLASS LITE
- EX-11 ALUMINUM COMPOSITE PANEL SLAB EDGE COVER
- EX-12 STAINLESS STEEL AND GLASS GUARDRAIL SYSTEM W/ LED LIGHTING
- EX-13 STONE CLADDING WALL
- EX-14 PRE-FINISHED ARCHITECTURAL LOUVER
- EX-15 EXTERIOR HOLLOW METAL EGRESS DOOR – PAINT
- EX-16 ALUMINUM FIN MULLION EXTENSION
- EX-17 MOTORIZED OPERATING VERTICAL SLIDING DOOR
- EX-18 PERFORATED METAL PANEL ON FRAME
- EX-19 ALUMINUM COMPOSITE PANEL FASCIA
- EX-20 CUSTOM LED LIGHT FIN W/ FROSTED ACRYLIC LENS AND FRAME
- EX-21 LED SCREEN
- EX-22 GLASS GUARDRAIL
- EX-23 BACKLIT ARCHITECTURAL SIGNAGE PANEL
- EX-24 CONCRETE COLUMN
- EX-25 ALUMINUM COMPOSITE WALL
- EX-26 ALUMINUM GRATING PANEL CLADDING
- EX-27 ALUMINUM PERFORATED PANEL SYSTEM
- EX-28 SUSPENDED UNDULATING ALUMINUM CEILING SYSTEM
- EX-29 DEFTS SYSTEM
- EX-30 PRE-CAST CLADDING WALL SYSTEM
- EX-31 CUSTOM VINYL GRAPHIC APPLIED TO GLASS
- EX-32 ALUMINUM COMPOSITE PANEL GLAZED INTO CURTAIN WALL SYSTEM
- EX-33 (2) IN-SWINGING TERRACE DOORS "JULIET BALCONY"
- EX-34 ALUMINUM COMPOSITE WALL ON MASONRY BACK UP
- EX-35 PRE-CAST CLADDING WITH CURTAIN WALL SYSTEM
- EX-36 STAINLESS STEEL AND GLASS WINDBREAK SYSTEM
- EX-37 STAINED WOOD SCREEN WALL ATTACHED TO STOREFRONT SYSTEM
- EX-38 BACKLIT ARCHITECTURAL SIGNAGE PANEL WITH STAINLESS BASE
- EX-39 MOTORIZED OPERATING VERTICAL WINDBREAK SYSTEM
- EX-40 PLATE STEEL CANOPY W/ STEEL TUBE SUPPORTS PAINTED
- EX-41 FREESTANDING WATER FEATURE
- EX-42 STONE WALL BASE LED LIGHT REVEAL
- EX-43 ALL GLASS ENTRY DOORS
- EX-44 ALUMINUM SLIDING DOOR
- EX-45 ALUMINUM AND GLASS ENTRY DOOR
- EX-46 PROJECT IDENTIFICATION SIGNAGE AND LIGHTED WATER FEATURE
- EX-47 CURTAIN WALL SYSTEM WITH CLEAR OR FROSTED GLASS
- EX-48 PLANTED VERTICAL GREEN SCREEN WALL PANELS
- EX-49 PRE-CAST CLADDING WALL SYSTEM OR METAL PANEL WALL SYSTEM

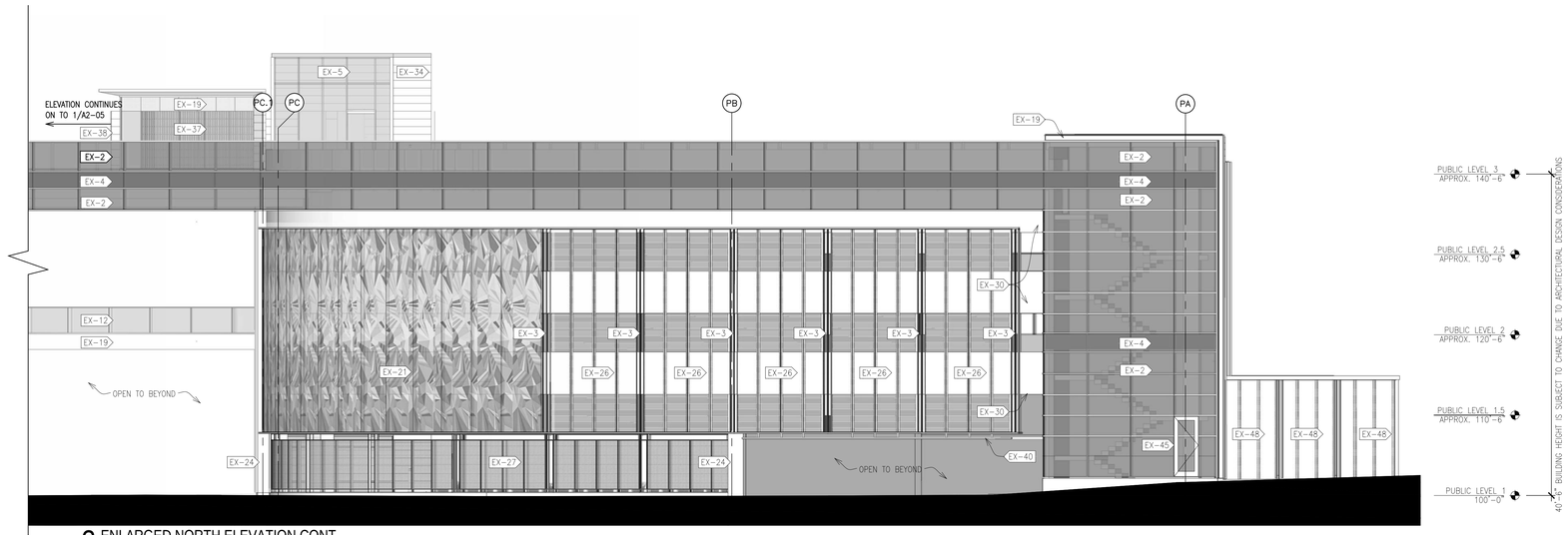

2 ENLARGED NORTH ELEVATION CONT.
1/8" = 1'-0"

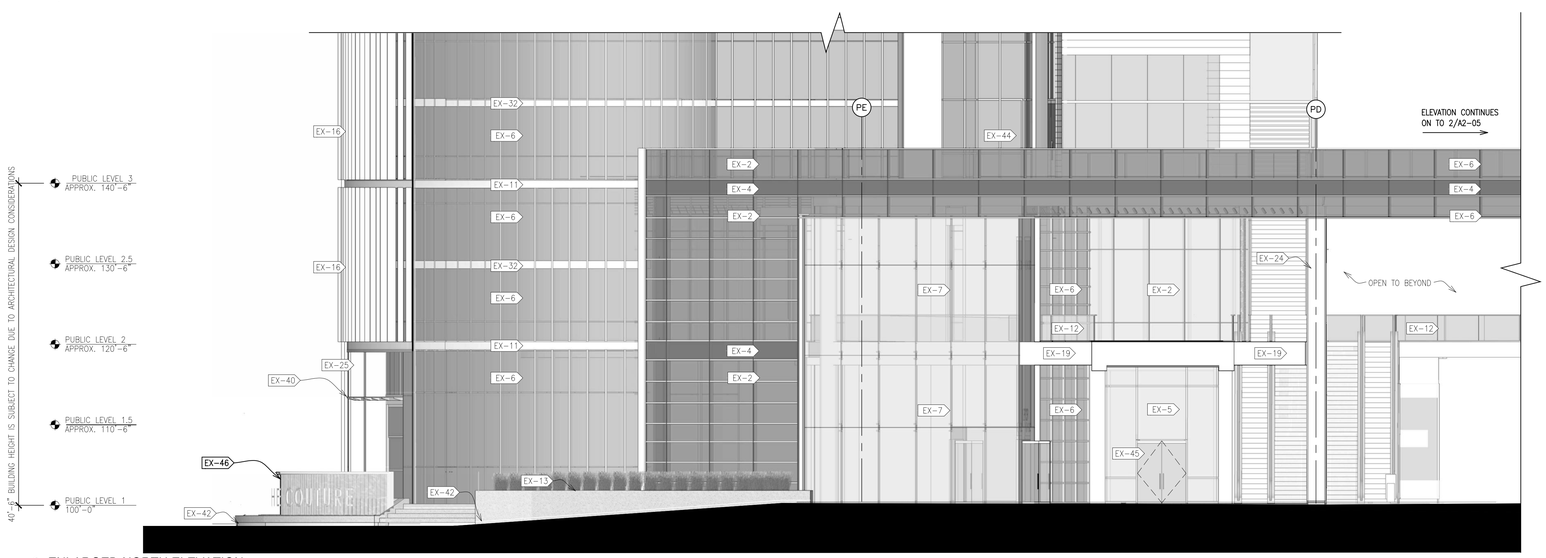

1 ENLARGED NORTH ELEVATION
1/8" = 1'-0"

DEVELOPMENT PLAN DOCUMENTS - NOT FOR CONSTRUCTION

756 North Milwaukee Street, Suite 250
Milwaukee, Wisconsin 53202
Telephone 414.431.8101

RINKA|CHUNG
RINKA|CHUNG ARCHITECTURE INC

DEVELOPMENT PLAN DOCUMENT SET

THE COUTURE

MICHIGAN STREET &
LINCOLN MEMORIAL BLVD
MILWAUKEE, WI 53202

Issue Date APRIL 3, 2017

CC FILE NO. 161479
RCA Project No. 161007
Sheet Title
ENLARGED EXTERIOR ELEVATIONS

Sheet No.
A2-05

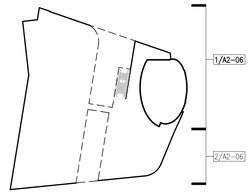

KEY PLAN
NTS

EXTERIOR MATERIAL KEY:

EX-1	PRE-CAST CONCRETE CLADDING	EX-10	HIGH SPEED COILING OVERHEAD DOOR W/ GLASS LITE	EX-20	CUSTOM LED LIGHT FIN W/ FROSTED ACRYLIC LENS AND FRAME	EX-31	CUSTOM VINYL GRAPHIC APPLIED TO GLASS	EX-40	PLATE STEEL CANOPY W/ STEEL TUBE SUPPORTS PAINTED
EX-2	CURTAIN WALL SYSTEM	EX-11	ALUMINUM COMPOSITE PANEL SLAB EDGE COVER	EX-21	LED SCREEN	EX-32	ALUMINUM COMPOSITE PANEL GLAZED INTO CURTAIN WALL SYSTEM	EX-41	FREESTANDING WATER FEATURE
EX-3	GLASS/METAL FIN	EX-12	STAINLESS STEEL AND GLASS GUARDRAIL SYSTEM W/ LED LIGHTING	EX-22	GLASS GUARDRAIL	EX-33	(2) IN-SWINGING TERRACE DOORS "JULIET BALCONY"	EX-42	STONE WALL BASE LED LIGHT REVEAL
EX-4	CURTAIN WALL SYSTEM WITH SPANDREL GLASS	EX-13	STONE CLADDING WALL	EX-23	BACKLIT ARCHITECTURAL SIGNAGE PANEL	EX-34	ALUMINUM COMPOSITE WALL ON MASONRY BACK UP	EX-43	ALL GLASS ENTRY DOORS
EX-5	EXTERIOR STOREFRONT SYSTEM	EX-14	PRE-FINISHED ARCHITECTURAL LOUVER	EX-24	CONCRETE COLUMN	EX-35	PRE-CAST CLADDING WITH CURTAIN WALL SYSTEM	EX-44	ALUMINUM SLIDING DOOR
EX-6	WINDOW WALL SYSTEM	EX-15	EXTERIOR HOLLOW METAL EGRESS DOOR – PAINT	EX-25	ALUMINUM COMPOSITE WALL	EX-36	STAINLESS STEEL AND GLASS WINDBREAK SYSTEM	EX-45	ALUMINUM AND GLASS ENTRY DOOR
EX-7	STRUCTURAL GLASS SYSTEM	EX-16	ALUMINUM FIN MULLION EXTENSION	EX-26	ALUMINUM GRATING PANEL CLADDING	EX-37	STAINED WOOD SCREEN WALL ATTACHED TO STOREFRONT SYSTEM	EX-46	PROJECT IDENTIFICATION SIGNAGE AND LIGHTED WATER FEATURE
EX-8	SLIDING ALUMINUM FRAMED GLASS DOORS "JULIET BALCONY"	EX-17	MOTORIZED OPERATING VERTICAL SLIDING DOOR	EX-27	ALUMINUM PERFORATED PANEL SYSTEM	EX-38	BACKLIT ARCHITECTURAL SIGNAGE PANEL WITH STAINLESS BASE	EX-47	CURTAIN WALL SYSTEM WITH CLEAR OR FROSTED GLASS
EX-9	SWINGING TERRACE DOORS	EX-18	PERFORATED METAL PANEL ON FRAME	EX-28	SUSPENDED UNDULATING ALUMINUM CEILING SYSTEM	EX-39	MOTORIZED OPERATING VERTICAL WINDBREAK SYSTEM	EX-48	PLANTED VERTICAL GREEN SCREEN WALL PANELS
		EX-19	ALUMINUM COMPOSITE PANEL FASCIA	EX-29	DEFTS SYSTEM			EX-49	PRE-CAST CLADDING WALL SYSTEM OR METAL PANEL WALL SYSTEM
				EX-30	PRE-CAST CLADDING WALL SYSTEM				

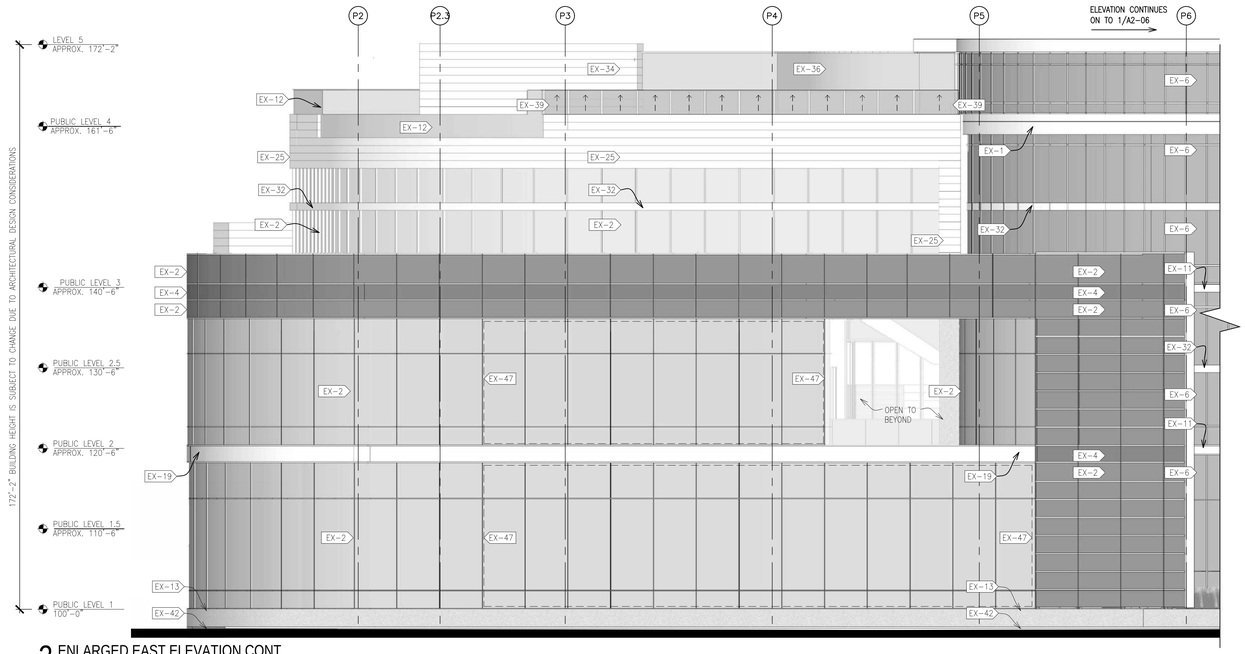

2 ENLARGED EAST ELEVATION CONT.
1/8" = 1'-0"

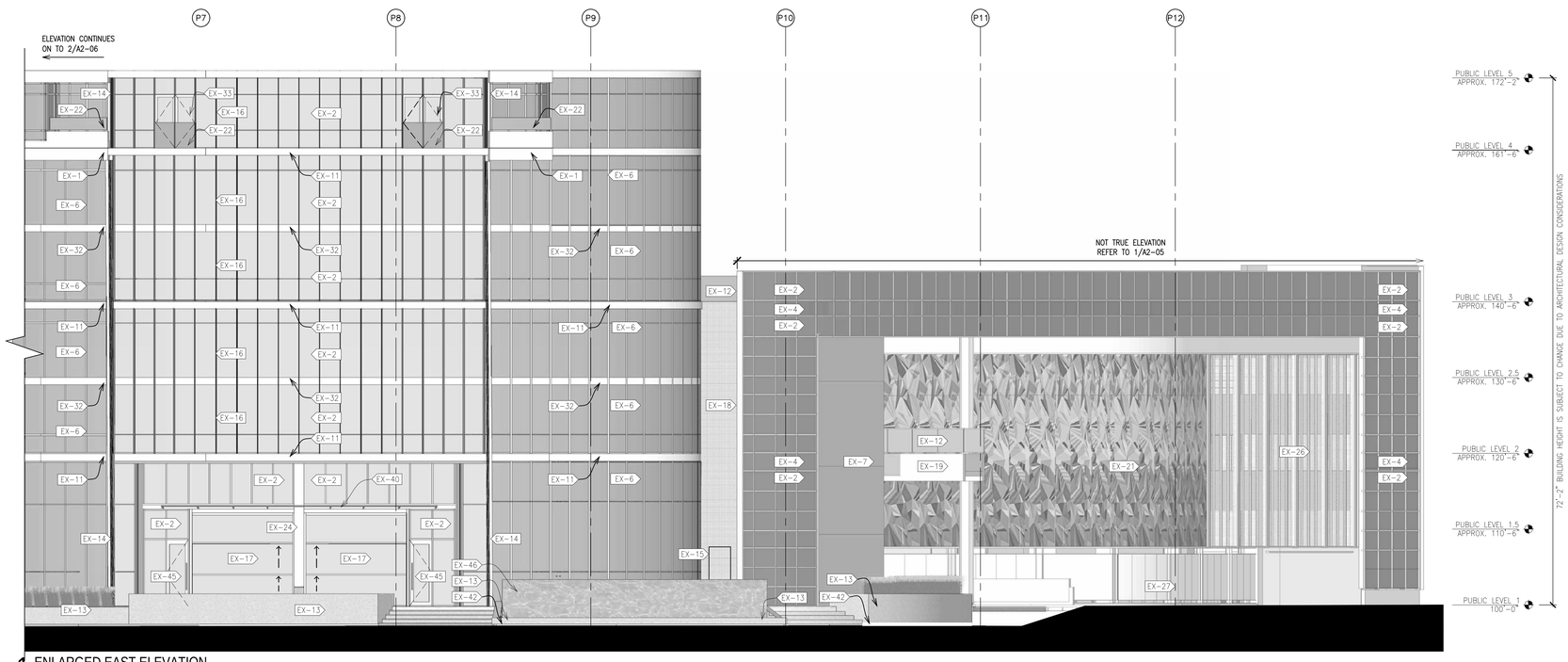

1 ENLARGED EAST ELEVATION
1/8" = 1'-0"

DEVELOPMENT PLAN DOCUMENTS - NOT FOR CONSTRUCTION

756 North Milwaukee Street, Suite 250
Milwaukee, Wisconsin 53202
Telephone 414.431.8101

RINKA|CHUNG
RINKA|CHUNG ARCHITECTURE INC

DEVELOPMENT PLAN DOCUMENT SET

THE COUTURE

MICHIGAN STREET &
LINCOLN MEMORIAL BLVD
MILWAUKEE, WI 53202
Issue Date APRIL 3, 2017

CC FILE NO. 161479
RCA Project No. 161007
Sheet Title
ENLARGED EXTERIOR ELEVATIONS

Sheet No.
A2-06

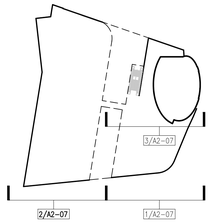

KEY PLAN
NTS

EXTERIOR MATERIAL KEY:

- EX-1 PRE-CAST CONCRETE CLADDING
- EX-2 CURTAIN WALL SYSTEM
- EX-3 GLASS/METAL FIN
- EX-4 CURTAIN WALL SYSTEM WITH SPANDREL GLASS
- EX-5 EXTERIOR STOREFRONT SYSTEM
- EX-6 WINDOW WALL SYSTEM
- EX-7 STRUCTURAL GLASS SYSTEM
- EX-8 SLIDING ALUMINUM FRAMED GLASS DOORS "JULIET BALCONY"
- EX-9 SWINGING TERRACE DOORS
- EX-10 HIGH SPEED COILING OVERHEAD DOOR W/ GLASS LITE
- EX-11 ALUMINUM COMPOSITE PANEL SLAB EDGE COVER
- EX-12 STAINLESS STEEL AND GLASS GUARDRAIL SYSTEM W/ LED LIGHTING
- EX-13 STONE CLADDING WALL
- EX-14 PRE-FINISHED ARCHITECTURAL LOUVER
- EX-15 EXTERIOR HOLLOW METAL EGRESS DOOR – PAINT
- EX-16 ALUMINUM FIN MULLION EXTENSION
- EX-17 MOTORIZED OPERATING VERTICAL SLIDING DOOR
- EX-18 PERFORATED METAL PANEL ON FRAME
- EX-19 ALUMINUM COMPOSITE PANEL FASCIA
- EX-20 CUSTOM LED LIGHT FIN W/ FROSTED ACRYLIC LENS AND FRAME
- EX-21 LED SCREEN
- EX-22 GLASS GUARDRAIL
- EX-23 BACKLIT ARCHITECTURAL SIGNAGE PANEL
- EX-24 CONCRETE COLUMN
- EX-25 ALUMINUM COMPOSITE WALL
- EX-26 ALUMINUM GRATING PANEL CLADDING
- EX-27 ALUMINUM PERFORATED PANEL SYSTEM
- EX-28 SUSPENDED UNDULATING ALUMINUM CEILING SYSTEM
- EX-29 DEFTS SYSTEM
- EX-30 PRE-CAST CLADDING WALL SYSTEM
- EX-31 CUSTOM VINYL GRAPHIC APPLIED TO GLASS
- EX-32 ALUMINUM COMPOSITE PANEL GLAZED INTO CURTAIN WALL SYSTEM
- EX-33 (2) IN-SWINGING TERRACE DOORS "JULIET BALCONY"
- EX-34 ALUMINUM COMPOSITE WALL ON MASONRY BACK UP
- EX-35 PRE-CAST CLADDING WITH CURTAIN WALL SYSTEM
- EX-36 STAINLESS STEEL AND GLASS WINDBREAK SYSTEM
- EX-37 STAINED WOOD SCREEN WALL ATTACHED TO STOREFRONT SYSTEM
- EX-38 BACKLIT ARCHITECTURAL SIGNAGE PANEL WITH STAINLESS BASE
- EX-39 MOTORIZED OPERATING VERTICAL WINDBREAK SYSTEM
- EX-40 PLATE STEEL CANOPY W/ STEEL TUBE SUPPORTS PAINTED
- EX-41 FREESTANDING WATER FEATURE
- EX-42 STONE WALL BASE LED LIGHT REVEAL
- EX-43 ALL GLASS ENTRY DOORS
- EX-44 ALUMINUM SLIDING DOOR
- EX-45 ALUMINUM AND GLASS ENTRY DOOR
- EX-46 PROJECT IDENTIFICATION SIGNAGE AND LIGHTED WATER FEATURE
- EX-47 CURTAIN WALL SYSTEM WITH CLEAR OR FROSTED GLASS
- EX-48 PLANTED VERTICAL GREEN SCREEN WALL PANELS
- EX-49 PRE-CAST CLADDING WALL SYSTEM OR METAL PANEL WALL SYSTEM

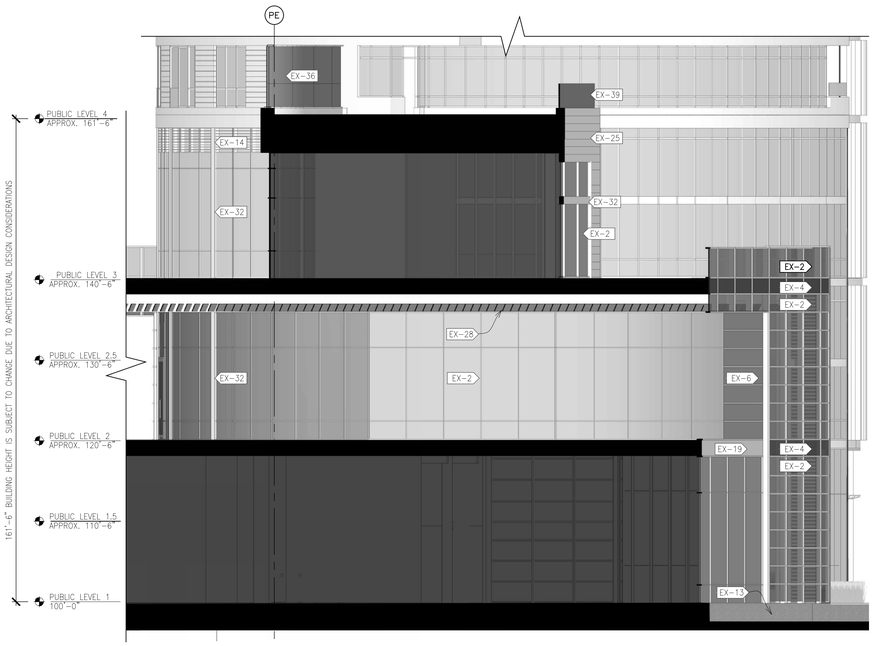

3 ENLARGED BLIND SOUTH ELEVATION
1/8" = 1'-0"

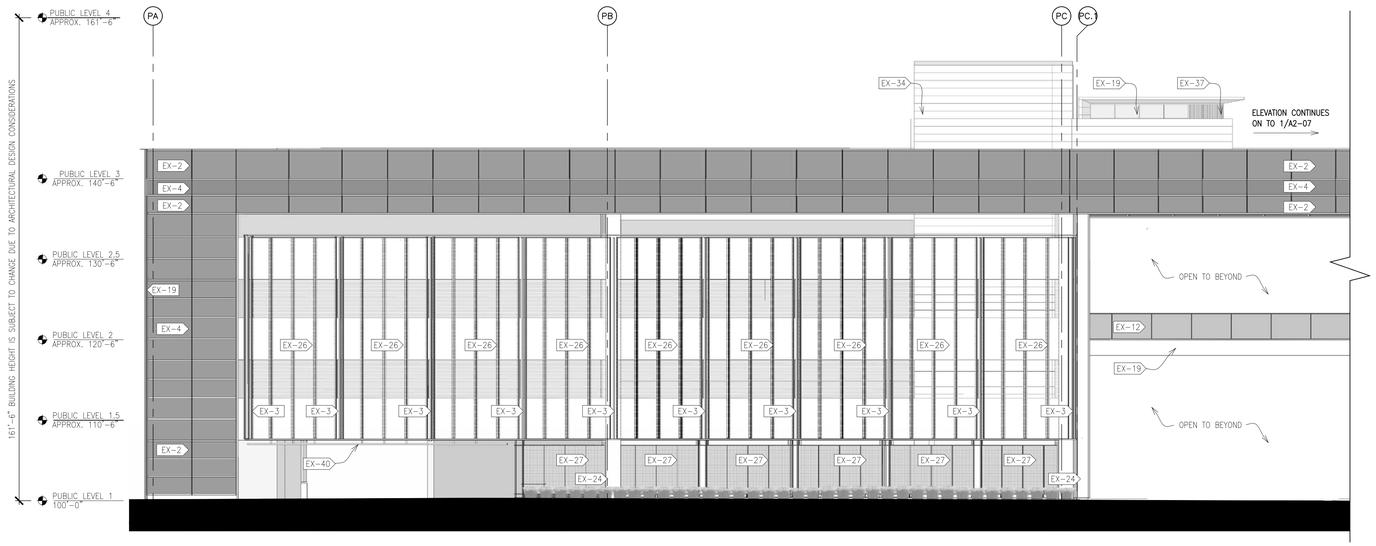

2 ENLARGED SOUTH ELEVATION CONT.
1/8" = 1'-0"

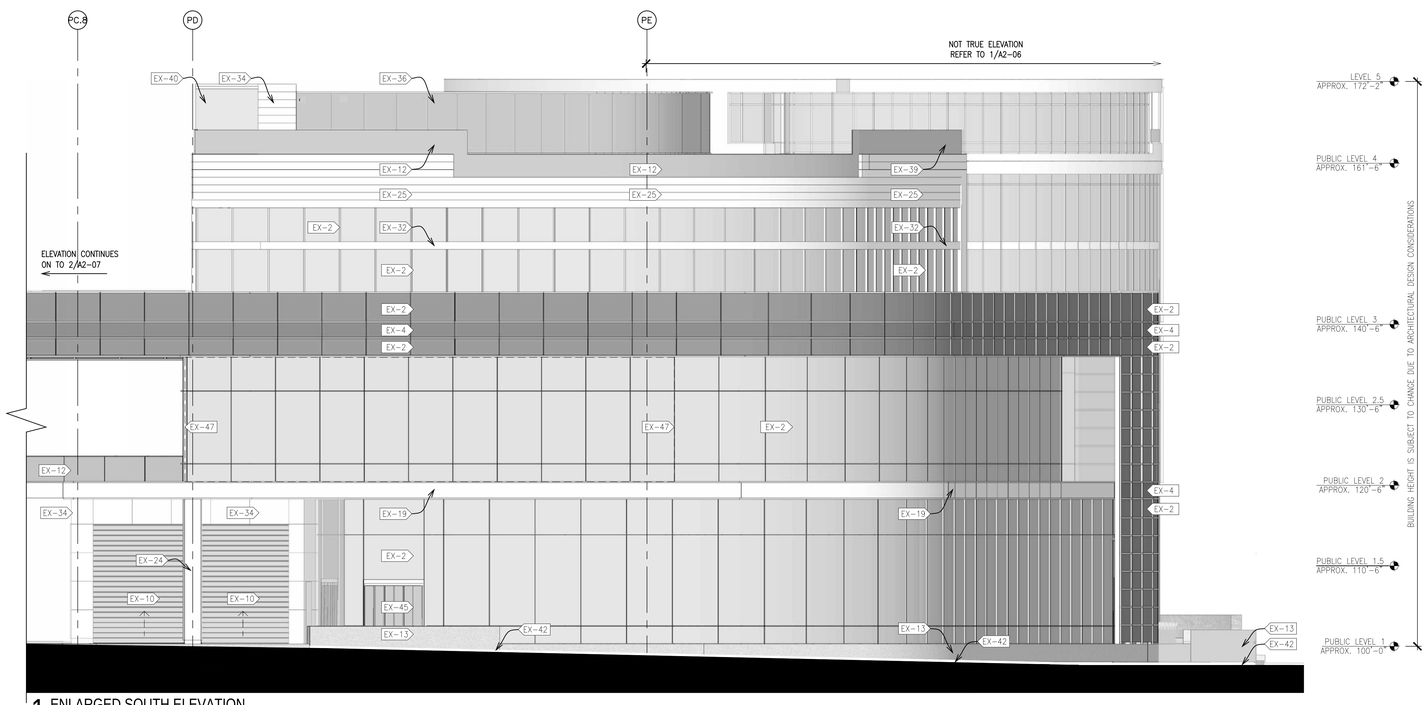

1 ENLARGED SOUTH ELEVATION
1/8" = 1'-0"

DEVELOPMENT PLAN DOCUMENTS - NOT FOR CONSTRUCTION

756 North Milwaukee Street, Suite 250
Milwaukee, Wisconsin 53202
Telephone 414.431.8101

RINKA|CHUNG
RINKA|CHUNG ARCHITECTURE INC

DEVELOPMENT PLAN DOCUMENT SET

THE COUTURE

MICHIGAN STREET &
LINCOLN MEMORIAL BLVD
MILWAUKEE, WI 53202
Issue Date APRIL 3, 2017

CC FILE NO. 161479
RCA Project No. 161007
Sheet Title
ENLARGED EXTERIOR ELEVATIONS

Sheet No.
A2-07

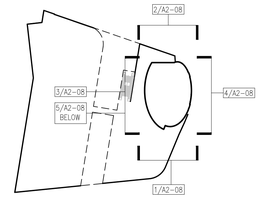

KEY PLAN
NTS

EXTERIOR MATERIAL KEY:

- EX-1 PRE-CAST CONCRETE CLADDING
- EX-2 CURTAIN WALL SYSTEM
- EX-3 GLASS/METAL FIN
- EX-4 CURTAIN WALL SYSTEM WITH SPANDREL GLASS
- EX-5 EXTERIOR STOREFRONT SYSTEM
- EX-6 WINDOW WALL SYSTEM
- EX-7 STRUCTURAL GLASS SYSTEM
- EX-8 SLIDING ALUMINUM FRAMED GLASS DOORS "JULIET BALCONY"
- EX-9 SWINGING TERRACE DOORS
- EX-10 HIGH SPEED COILING OVERHEAD DOOR W/ GLASS LITE
- EX-11 ALUMINUM COMPOSITE PANEL SLAB EDGE COVER
- EX-12 STAINLESS STEEL AND GLASS GUARDRAIL SYSTEM W/ LED LIGHTING
- EX-13 STONE CLADDING WALL
- EX-14 PRE-FINISHED ARCHITECTURAL LOUVER
- EX-15 EXTERIOR HOLLOW METAL EGRESS DOOR – PAINT
- EX-16 ALUMINUM FIN MULLION EXTENSION
- EX-17 MOTORIZED OPERATING VERTICAL SLIDING DOOR
- EX-18 PERFORATED METAL PANEL ON FRAME
- EX-19 ALUMINUM COMPOSITE PANEL FASCIA
- EX-20 CUSTOM LED LIGHT FIN W/ FROSTED ACRYLIC LENS AND FRAME
- EX-21 LED SCREEN
- EX-22 GLASS GUARDRAIL
- EX-23 BACKLIT ARCHITECTURAL SIGNAGE PANEL
- EX-24 CONCRETE COLUMN
- EX-25 ALUMINUM COMPOSITE WALL
- EX-26 ALUMINUM GRATING PANEL CLADDING
- EX-27 ALUMINUM PERFORATED PANEL SYSTEM
- EX-28 SUSPENDED UNDULATING ALUMINUM CEILING SYSTEM
- EX-29 DEFTS SYSTEM
- EX-30 PRE-CAST CLADDING WALL SYSTEM
- EX-31 CUSTOM VINYL GRAPHIC APPLIED TO GLASS
- EX-32 ALUMINUM COMPOSITE PANEL GLAZED INTO CURTAIN WALL SYSTEM
- EX-33 (2) IN-SWINGING TERRACE DOORS "JULIET BALCONY"
- EX-34 ALUMINUM COMPOSITE WALL ON MASONRY BACK UP
- EX-35 PRE-CAST CLADDING WITH CURTAIN WALL SYSTEM
- EX-36 STAINLESS STEEL AND GLASS WINDBREAK SYSTEM
- EX-37 STAINED WOOD SCREEN WALL ATTACHED TO STOREFRONT SYSTEM
- EX-38 BACKLIT ARCHITECTURAL SIGNAGE PANEL WITH STAINLESS BASE
- EX-39 MOTORIZED OPERATING VERTICAL WINDBREAK SYSTEM
- EX-40 PLATE STEEL CANOPY W/ STEEL TUBE SUPPORTS PAINTED
- EX-41 FREESTANDING WATER FEATURE
- EX-42 STONE WALL BASE LED LIGHT REVEAL
- EX-43 ALL GLASS ENTRY DOORS
- EX-44 ALUMINUM SLIDING DOOR
- EX-45 ALUMINUM AND GLASS ENTRY DOOR
- EX-46 PROJECT IDENTIFICATION SIGNAGE AND LIGHTED WATER FEATURE
- EX-47 CURTAIN WALL SYSTEM WITH CLEAR OR FROSTED GLASS
- EX-48 PLANTED VERTICAL GREEN SCREEN WALL PANELS
- EX-49 PRE-CAST CLADDING WALL SYSTEM OR METAL PANEL WALL SYSTEM

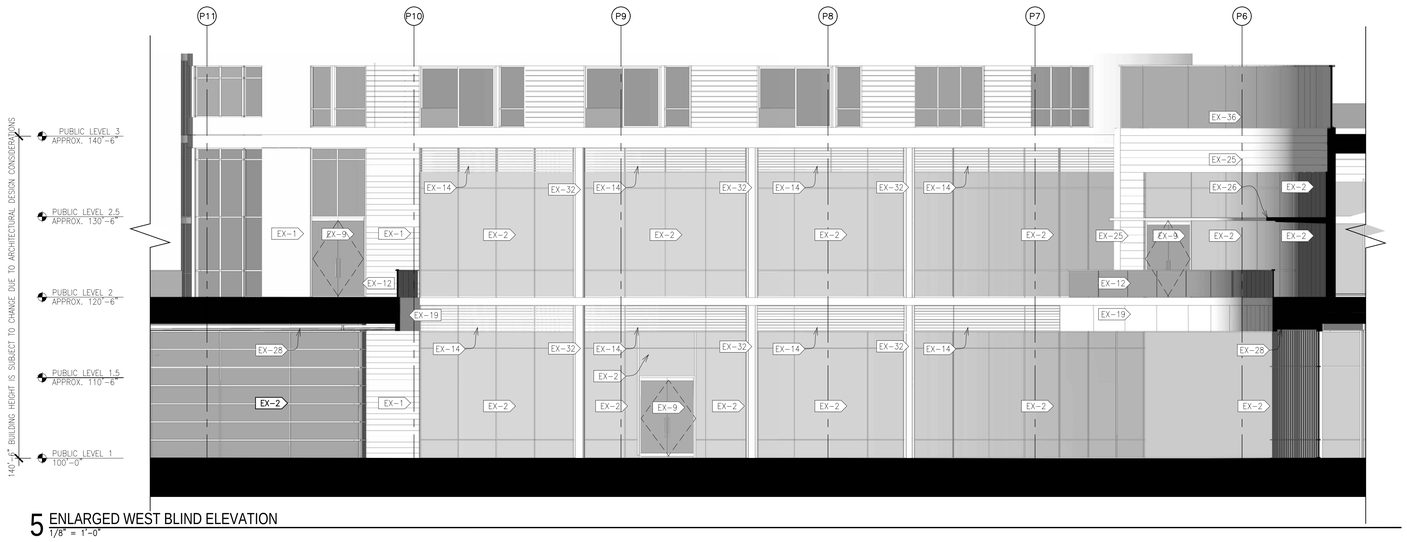

5 ENLARGED WEST BLIND ELEVATION
1/8" = 1'-0"

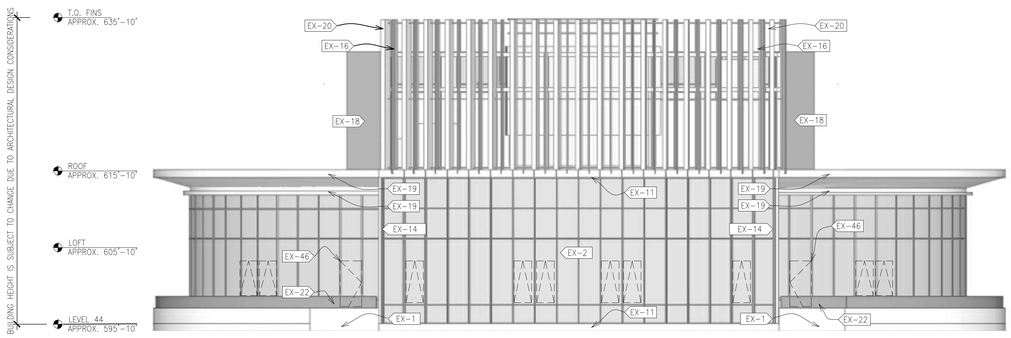

4 LEVEL 44 EAST ELEVATION ENLARGEMENT
1/8" = 1'-0"

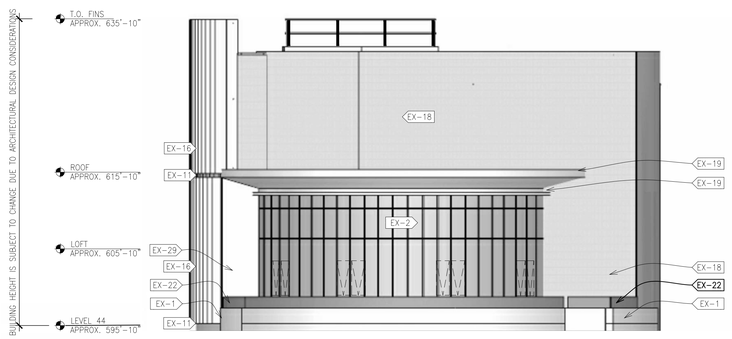

2 LEVEL 44 NORTH ELEVATION ENLARGEMENT
1/8" = 1'-0"

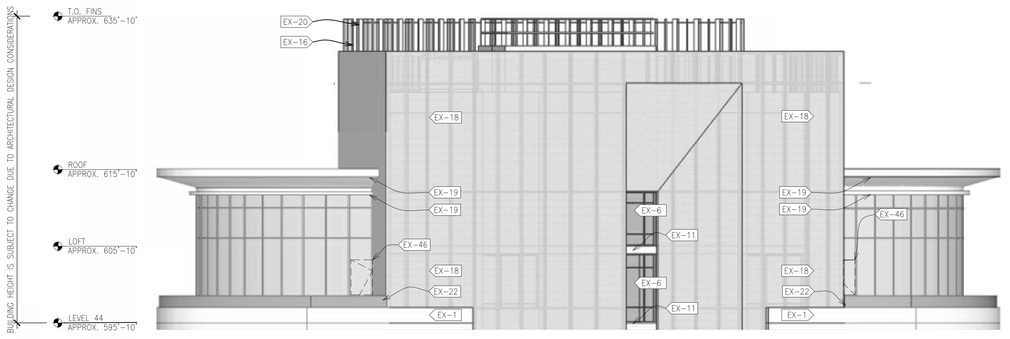

3 LEVEL 44 WEST ELEVATION ENLARGEMENT
1/8" = 1'-0"

1 LEVEL 44 SOUTH ELEVATION ENLARGEMENT
1/8" = 1'-0"

DEVELOPMENT PLAN DOCUMENTS - NOT FOR CONSTRUCTION

756 North Milwaukee Street, Suite 250
Milwaukee, Wisconsin 53202
Telephone 414.431.8101

RINKA|CHUNG
RINKA|CHUNG ARCHITECTURE INC

DEVELOPMENT PLAN DOCUMENT SET

THE COUTURE

MICHIGAN STREET &
LINCOLN MEMORIAL BLVD
MILWAUKEE, WI 53202

Issue Date APRIL 3, 2017

CC FILE NO. 161479
RCA Project No. 161007
Sheet Title
ENLARGED EXTERIOR ELEVATIONS

Sheet No.
A2-08

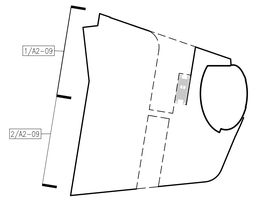

KEY PLAN
NTS

EXTERIOR MATERIAL KEY:

- EX-1 PRE-CAST CONCRETE CLADDING
- EX-2 CURTAIN WALL SYSTEM
- EX-3 GLASS/METAL FIN
- EX-4 CURTAIN WALL SYSTEM WITH SPANDREL GLASS
- EX-5 EXTERIOR STOREFRONT SYSTEM
- EX-6 WINDOW WALL SYSTEM
- EX-7 STRUCTURAL GLASS SYSTEM
- EX-8 SLIDING ALUMINUM FRAMED GLASS DOORS "JULIET BALCONY"
- EX-9 SWINGING TERRACE DOORS
- EX-10 HIGH SPEED COILING OVERHEAD DOOR W/ GLASS LITE
- EX-11 ALUMINUM COMPOSITE PANEL SLAB EDGE COVER
- EX-12 STAINLESS STEEL AND GLASS GUARDRAIL SYSTEM W/ LED LIGHTING
- EX-13 STONE CLADDING WALL
- EX-14 PRE-FINISHED ARCHITECTURAL LOUVER
- EX-15 EXTERIOR HOLLOW METAL EGRESS DOOR – PAINT
- EX-16 ALUMINUM FIN MULLION EXTENSION
- EX-17 MOTORIZED OPERATING VERTICAL SLIDING DOOR
- EX-18 PERFORATED METAL PANEL ON FRAME
- EX-19 ALUMINUM COMPOSITE PANEL FASCIA
- EX-20 CUSTOM LED LIGHT FIN W/ FROSTED ACRYLIC LENS AND FRAME
- EX-21 LED SCREEN
- EX-22 GLASS GUARDRAIL
- EX-23 BACKLIT ARCHITECTURAL SIGNAGE PANEL
- EX-24 CONCRETE COLUMN
- EX-25 ALUMINUM COMPOSITE WALL
- EX-26 ALUMINUM GRATING PANEL CLADDING
- EX-27 ALUMINUM PERFORATED PANEL SYSTEM
- EX-28 SUSPENDED UNDULATING ALUMINUM CEILING SYSTEM
- EX-29 DEFTS SYSTEM
- EX-30 PRE-CAST CLADDING WALL SYSTEM
- EX-31 CUSTOM VINYL GRAPHIC APPLIED TO GLASS
- EX-32 ALUMINUM COMPOSITE PANEL GLAZED INTO CURTAIN WALL SYSTEM
- EX-33 (2) IN-SWINGING TERRACE DOORS "JULIET BALCONY"
- EX-34 ALUMINUM COMPOSITE WALL ON MASONRY BACK UP
- EX-35 PRE-CAST CLADDING WITH CURTAIN WALL SYSTEM
- EX-36 STAINLESS STEEL AND GLASS WINDBREAK SYSTEM
- EX-37 STAINED WOOD SCREEN WALL ATTACHED TO STOREFRONT SYSTEM
- EX-38 BACKLIT ARCHITECTURAL SIGNAGE PANEL WITH STAINLESS BASE
- EX-39 MOTORIZED OPERATING VERTICAL WINDBREAK SYSTEM
- EX-40 PLATE STEEL CANOPY W/ STEEL TUBE SUPPORTS PAINTED
- EX-41 FREESTANDING WATER FEATURE
- EX-42 STONE WALL BASE LED LIGHT REVEAL
- EX-43 ALL GLASS ENTRY DOORS
- EX-44 ALUMINUM SLIDING DOOR
- EX-45 ALUMINUM AND GLASS ENTRY DOOR
- EX-46 PROJECT IDENTIFICATION SIGNAGE AND LIGHTED WATER FEATURE
- EX-47 CURTAIN WALL SYSTEM WITH CLEAR OR FROSTED GLASS
- EX-48 PLANTED VERTICAL GREEN SCREEN WALL PANELS
- EX-49 PRE-CAST CLADDING WALL SYSTEM OR METAL PANEL WALL SYSTEM

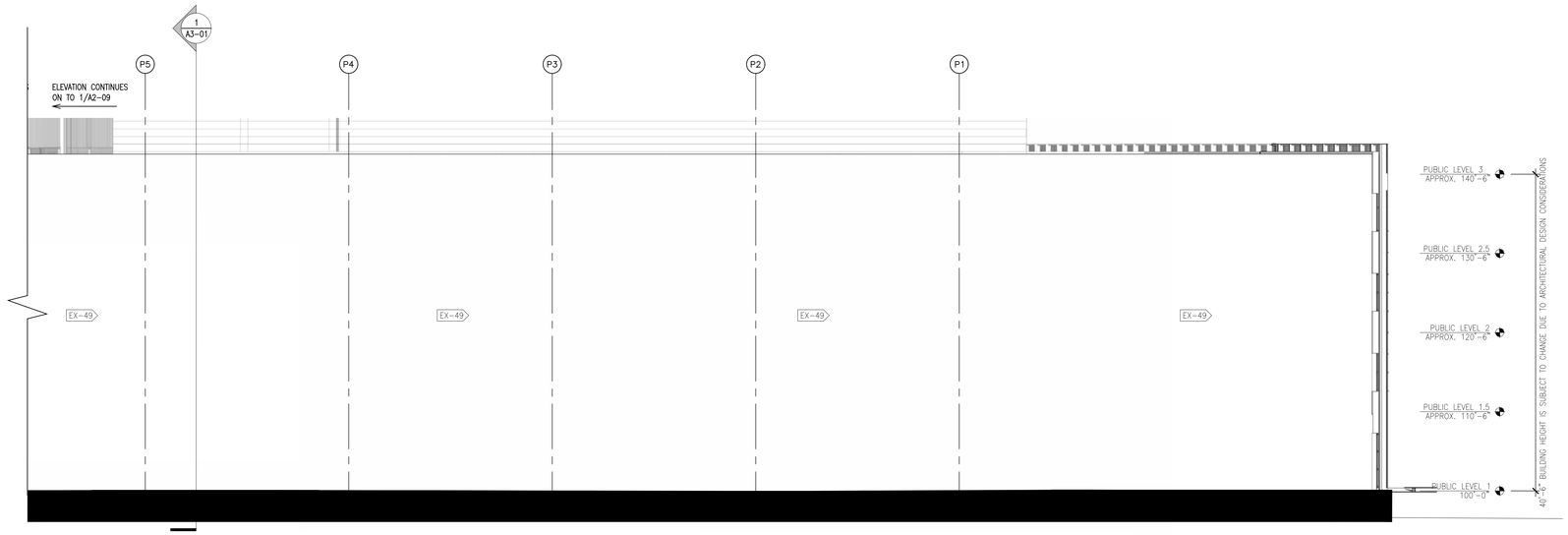

2 ENLARGED WEST ELEVATION CONT.
1/8" = 1'-0"

1 ENLARGED WEST ELEVATION
1/8" = 1'-0"

DEVELOPMENT PLAN DOCUMENTS - NOT FOR CONSTRUCTION

756 North Milwaukee Street, Suite 300
Milwaukee, Wisconsin 53202
Telephone 414.431.8101

RINKA|CHUNG
RINKA|CHUNG ARCHITECTURE INC

DEVELOPMENT PLAN DOCUMENT SET

THE COUTURE

MICHIGAN STREET &
LINCOLN MEMORIAL BLVD
MILWAUKEE, WI 53202

Issue Date APRIL 3, 2017

CC FILE NO. 161479
RCA Project No. 161007

Sheet Title
ENLARGED EXTERIOR ELEVATIONS

Sheet No. A2-09

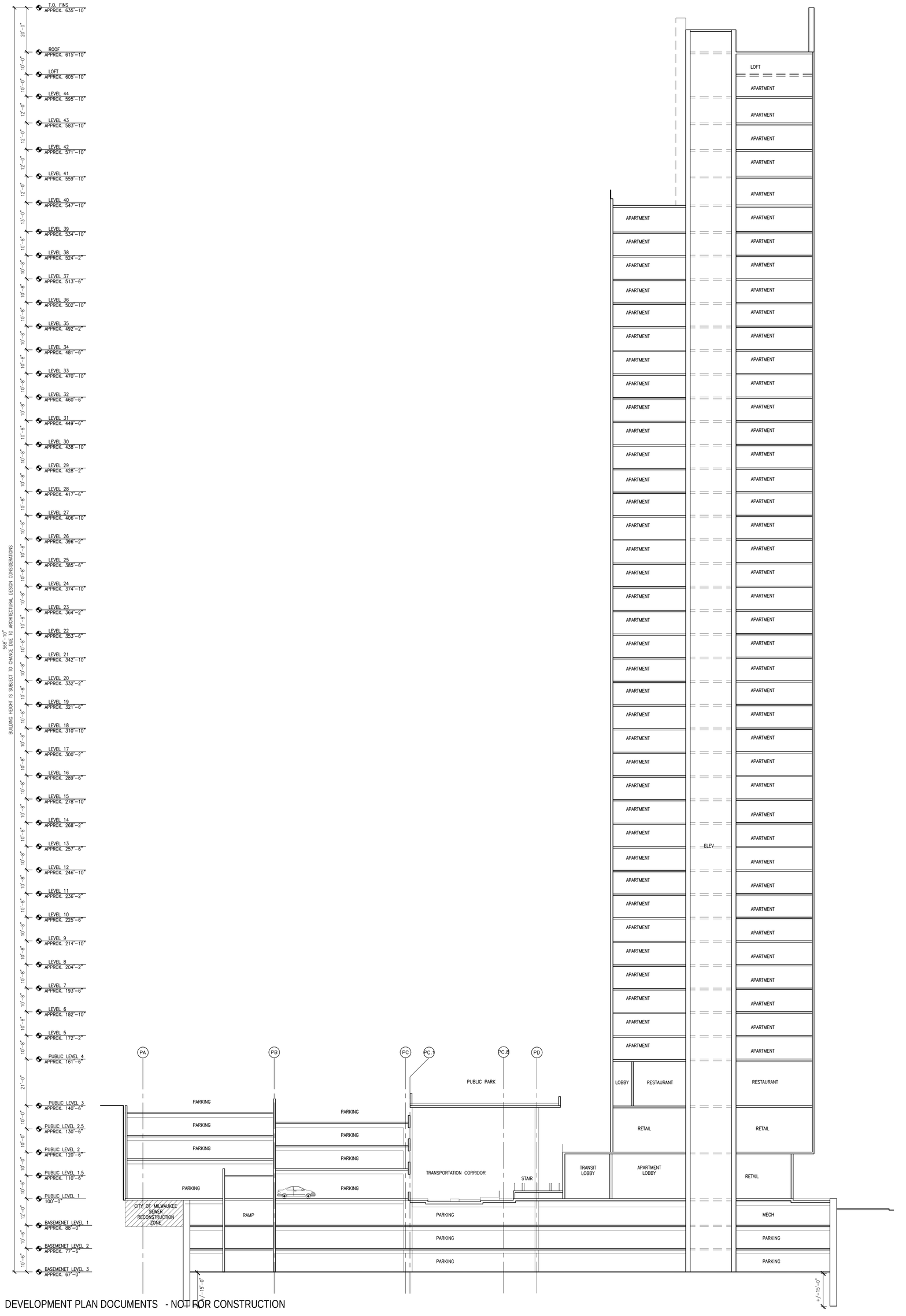

1 EAST/WEST BUILDING SECTION
1/16" = 1'-0"

DEVELOPMENT PLAN DOCUMENTS - NOT FOR CONSTRUCTION

Sheet No. A3-01

CC FILE NO. 161479
RCA Project No. 161007
Sheet Title
BUILDING SECTIONS

THE COUTURE

MICHIGAN STREET &
LINCOLN MEMORIAL BLVD
MILWAUKEE, WI 53202

Issue Date APRIL 3, 2017

DEVELOPMENT PLAN DOCUMENT SET

RINKA|CHUNG
RINKA|CHUNG ARCHITECTURE INC

GENERAL SIGNAGE NOTE:

(#) 1. REFER TO SUB SECTION L. SIGNS IN THE DETAILED PLANNED DEVELOPMENT – PROJECT DESCRIPTION AND OWNERS STATEMENT OF INTENT DOCUMENT FOR FURTHER SIGNAGE INFORMATION AND KEY.

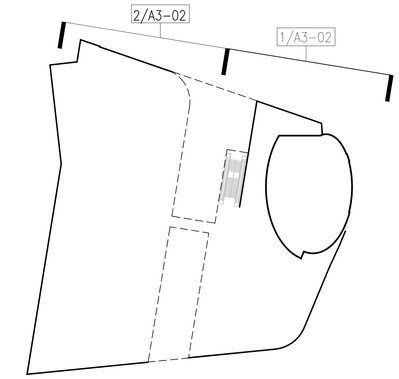

KEY PLAN
NTS

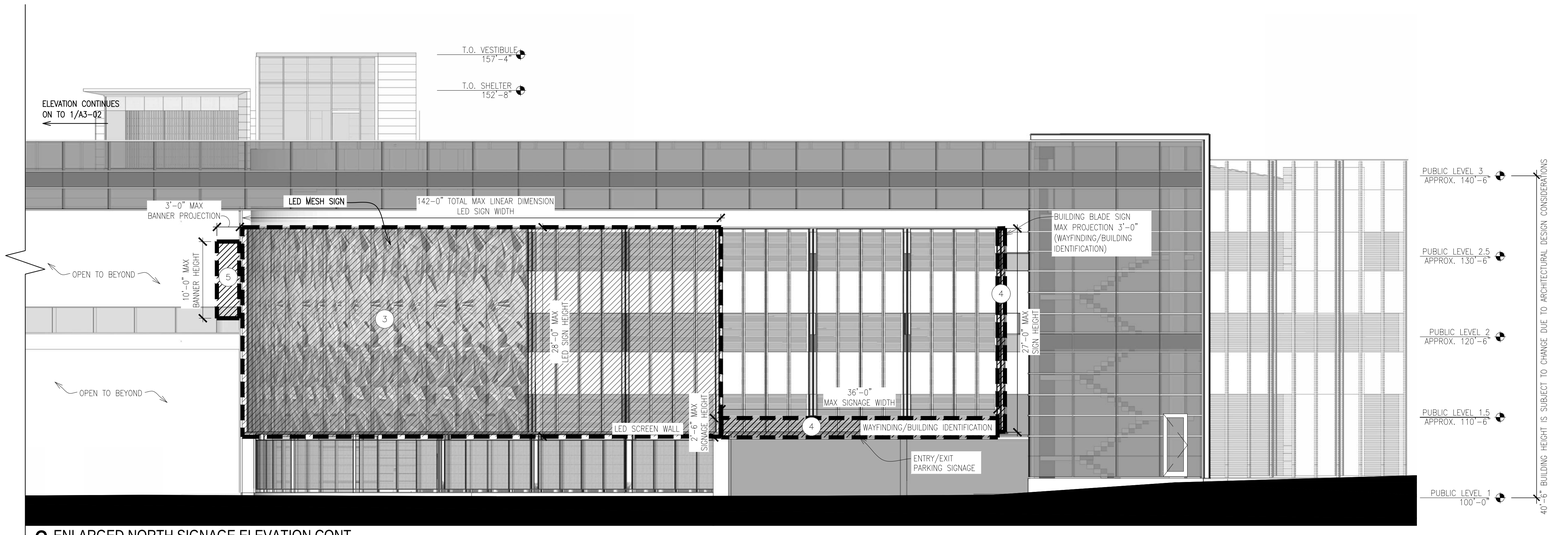

2 ENLARGED NORTH SIGNAGE ELEVATION CONT.
1/8" = 1'-0"

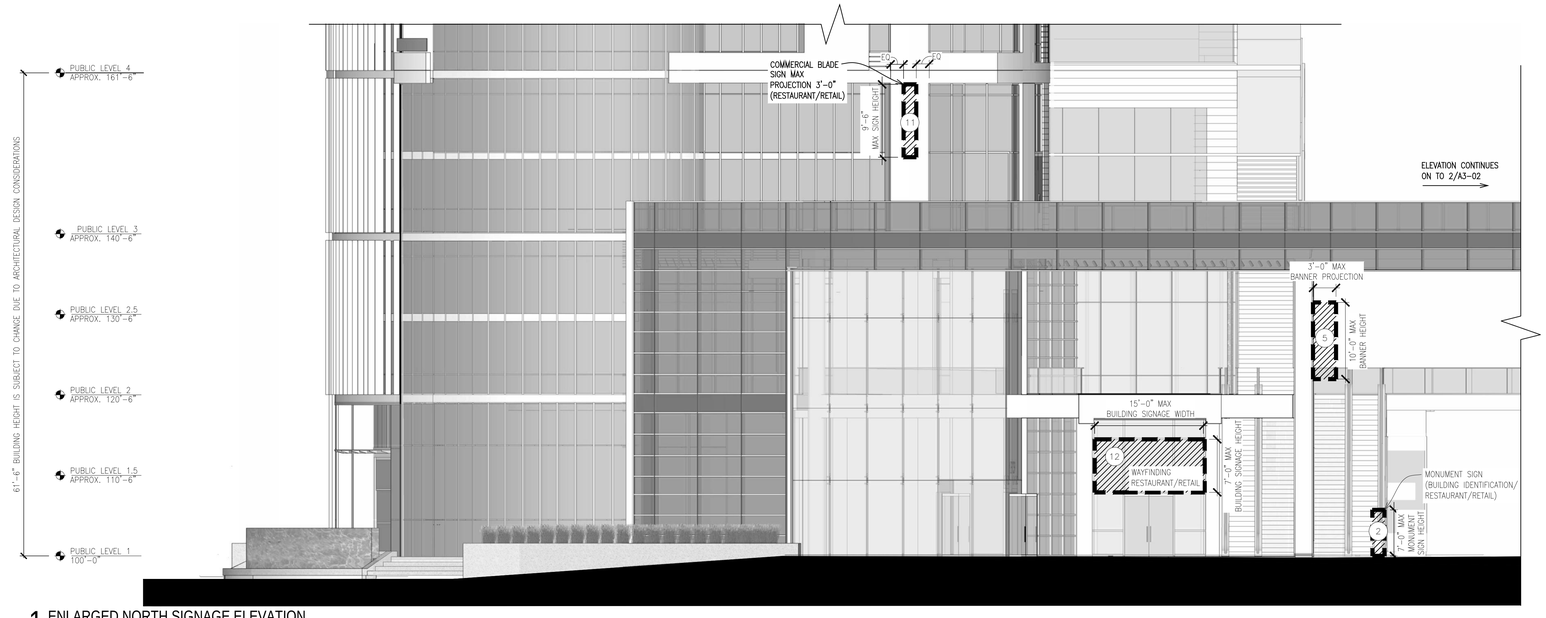

1 ENLARGED NORTH SIGNAGE ELEVATION
1/8" = 1'-0"

DEVELOPMENT PLAN DOCUMENTS - NOT FOR CONSTRUCTION

756 North Milwaukee Street, Suite 250
Milwaukee, Wisconsin 53202
Telephone 414.431.8101

RINKA|CHUNG
RINKA|CHUNG ARCHITECTURE INC

DEVELOPMENT PLAN DOCUMENT SET

THE COUTURE

MICHIGAN STREET &
LINCOLN MEMORIAL BLVD
MILWAUKEE, WI 53202

Issue Date APRIL 3, 2017

CC FILE NO. 161479
RCA Project No. 161007

Sheet Title
BUILDING SIGNAGE ELEVATIONS

Sheet No.
A3-02

GENERAL SIGNAGE NOTE:

(#) 1. REFER TO SUB SECTION L. SIGNS IN THE DETAILED PLANNED DEVELOPMENT – PROJECT DESCRIPTION AND OWNERS STATEMENT OF INTENT DOCUMENT FOR FURTHER SIGNAGE INFORMATION AND KEY.

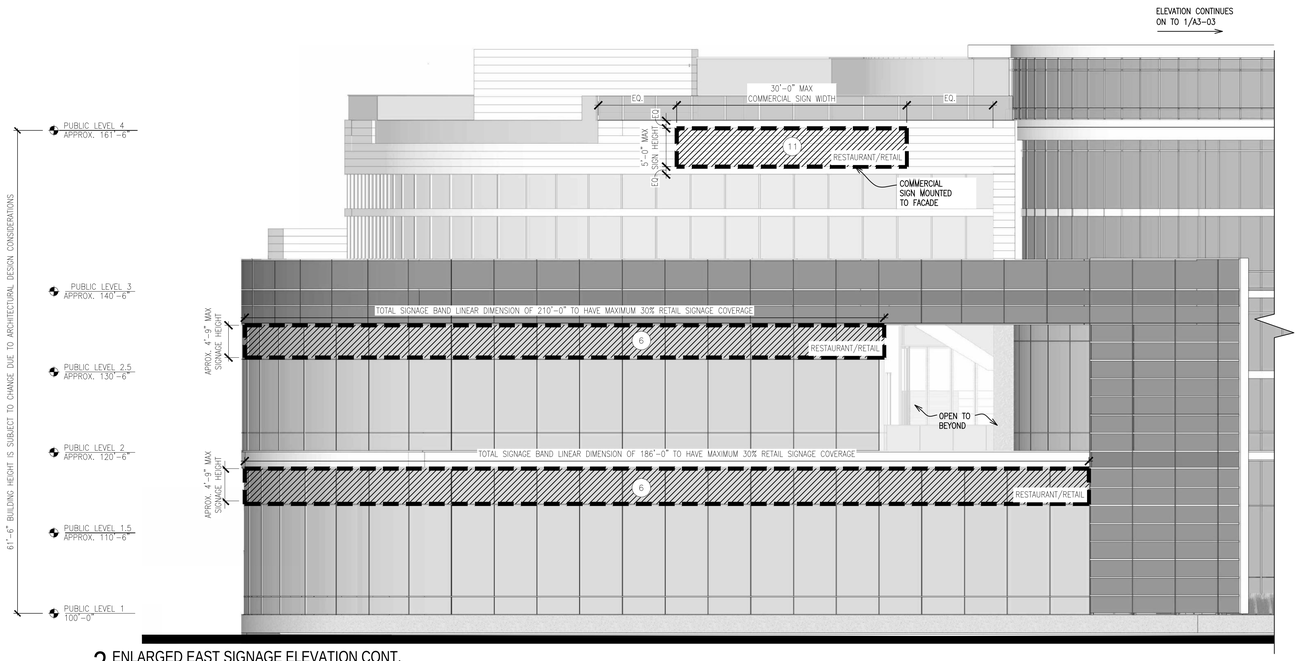

2 ENLARGED EAST SIGNAGE ELEVATION CONT.
1/8" = 1'-0"

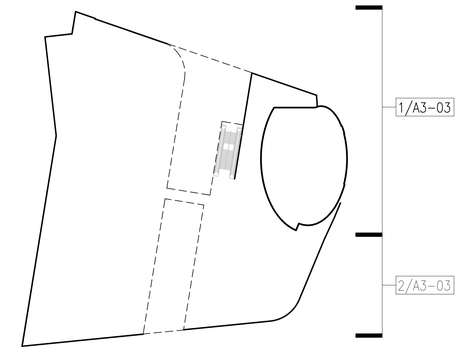

KEY PLAN
NTS

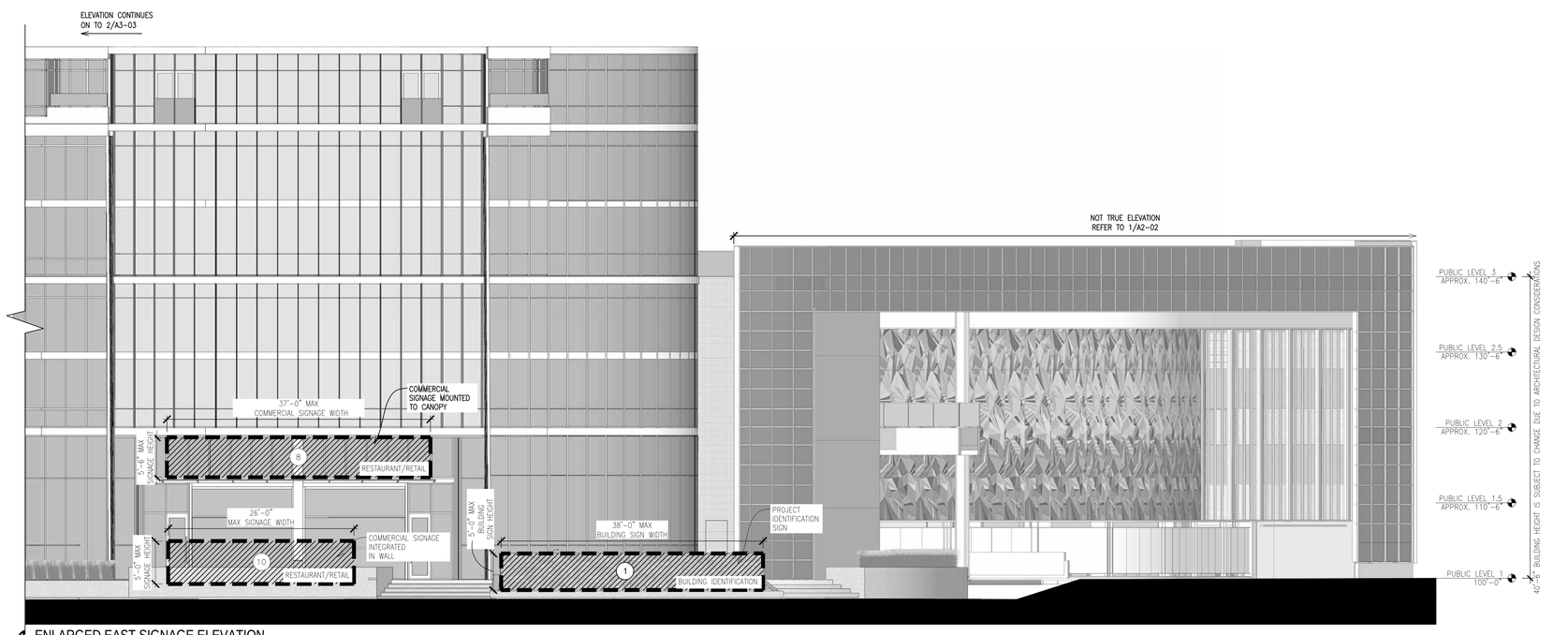

1 ENLARGED EAST SIGNAGE ELEVATION
1/8" = 1'-0"

756 North Milwaukee Street, Suite 250
Milwaukee, Wisconsin 53202
Telephone 414.431.8101

RINKA|CHUNG
RINKA|CHUNG ARCHITECTURE INC

DEVELOPMENT PLAN DOCUMENTS - NOT FOR CONSTRUCTION

DEVELOPMENT PLAN DOCUMENT SET

THE COUTURE

MICHIGAN STREET &
LINCOLN MEMORIAL BLVD
MILWAUKEE, WI 53202
Issue Date APRIL 3, 2017

CC FILE NO. 161479
RCA Project No. 161007
Sheet Title
BUILDING SIGNAGE ELEVATIONS

Sheet No.
A3-03

GENERAL SIGNAGE NOTE:

(#) 1. REFER TO SUB SECTION L. SIGNS IN THE DETAILED PLANNED DEVELOPMENT – PROJECT DESCRIPTION AND OWNERS STATEMENT OF INTENT DOCUMENT FOR FURTHER SIGNAGE INFORMATION AND KEY.

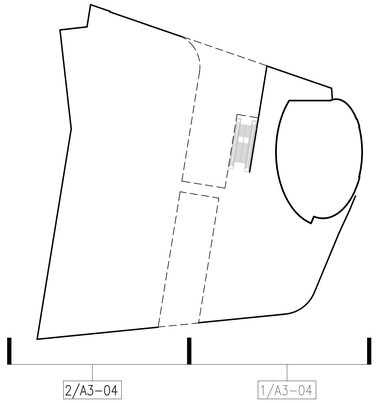

KEY PLAN
NTS

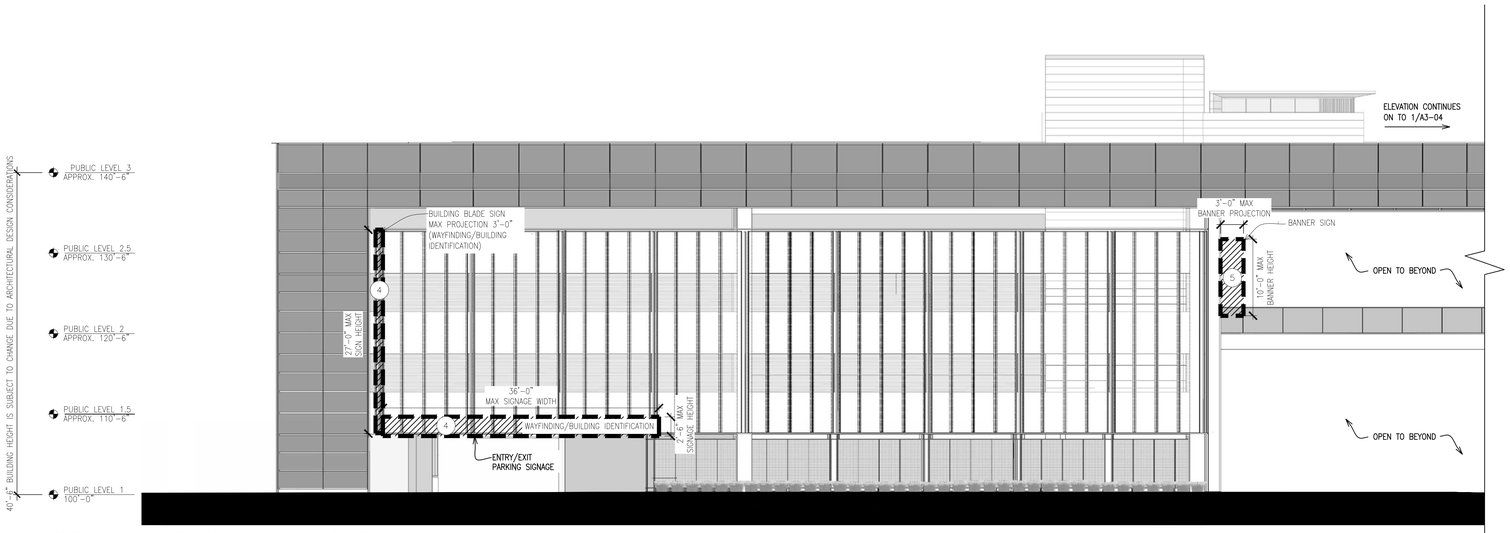

2 ENLARGED SOUTH SIGNAGE ELEVATION CONT.
1/8" = 1'-0"



1 ENLARGED SOUTH SIGNAGE ELEVATION
1/8" = 1'-0"

756 North Milwaukee Street, Suite 250
Milwaukee, Wisconsin 53202
Telephone 414.431.8101

RINKA|CHUNG
RINKA|CHUNG ARCHITECTURE INC

DEVELOPMENT PLAN DOCUMENTS - NOT FOR CONSTRUCTION

DEVELOPMENT PLAN DOCUMENT SET

THE COUTURE

MICHIGAN STREET &
LINCOLN MEMORIAL BLVD
MILWAUKEE, WI 53202

Issue Date APRIL 3, 2017

CC FILE NO. 161479
RCA Project No. 161007
Sheet Title
BUILDING SIGNAGE ELEVATIONS

Sheet No.
A3-04

GENERAL SIGNAGE NOTE:

(#) 1. REFER TO SUB SECTION L. SIGNS IN THE DETAILED PLANNED DEVELOPMENT – PROJECT DESCRIPTION AND OWNERS STATEMENT OF INTENT DOCUMENT FOR FURTHER SIGNAGE INFORMATION AND KEY.

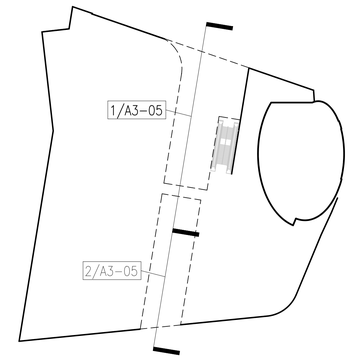

KEY PLAN
NTS

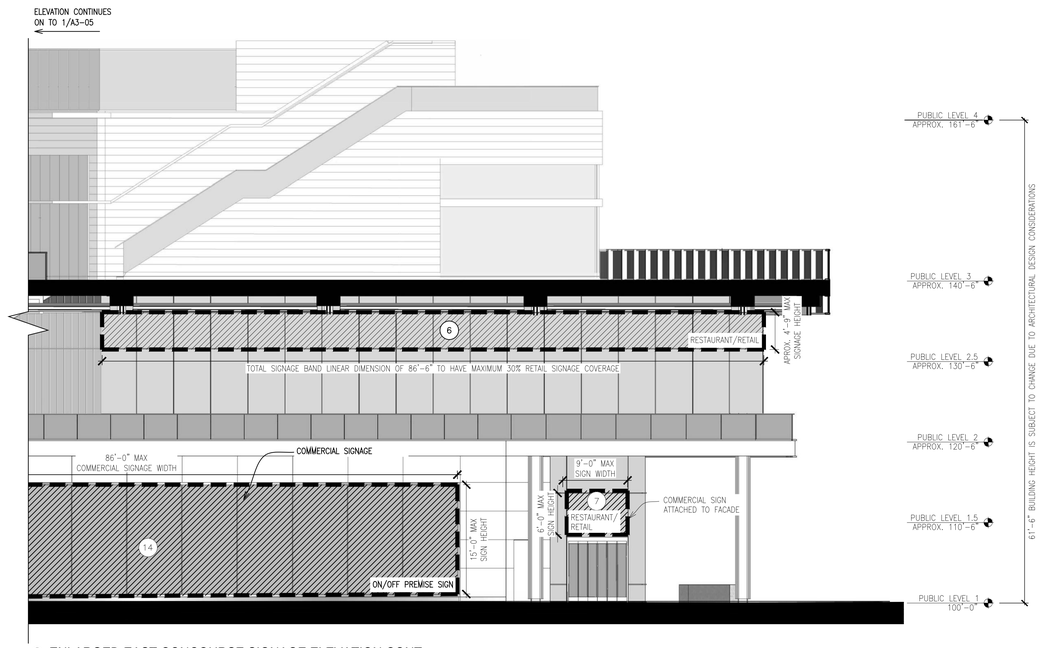

2 ENLARGED EAST CONCOURSE SIGNAGE ELEVATION CONT.
1/8" = 1'-0"

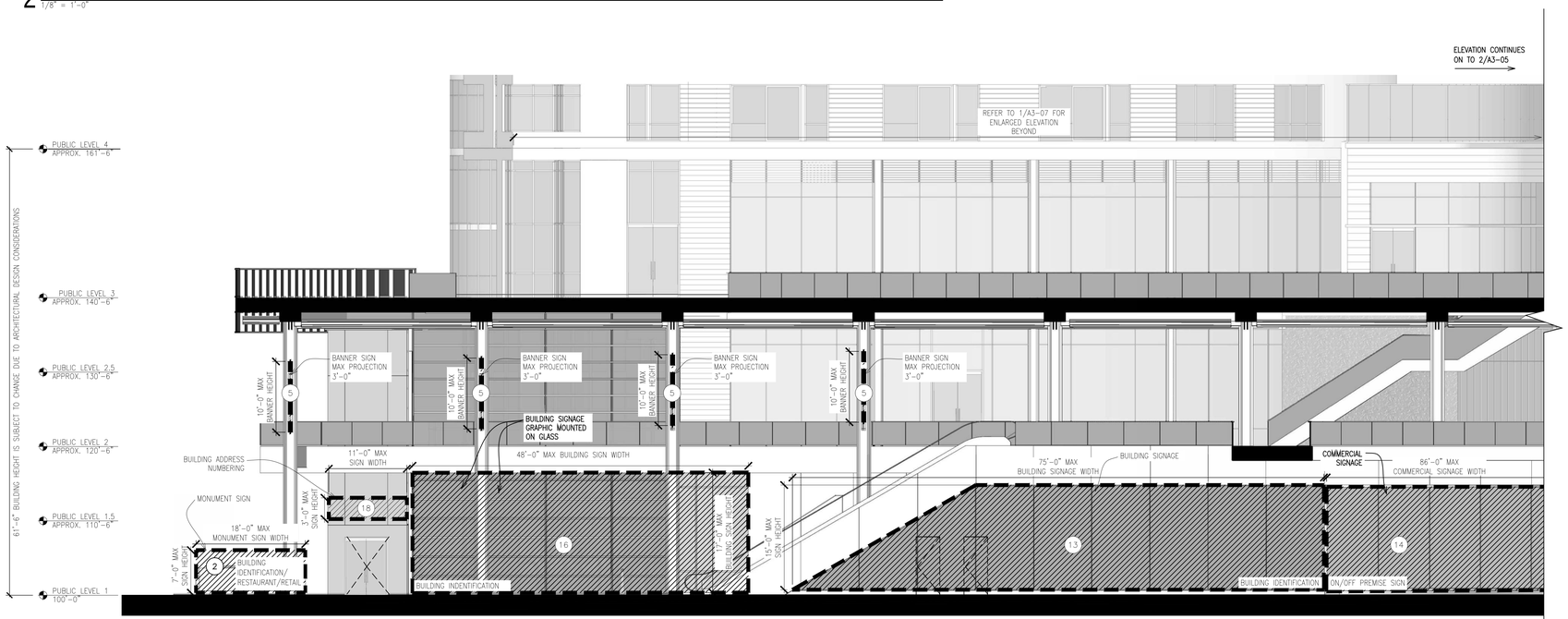

1 ENLARGED EAST CONCOURSE SIGNAGE ELEVATION
1/8" = 1'-0"

DEVELOPMENT PLAN DOCUMENTS - NOT FOR CONSTRUCTION

756 North Milwaukee Street, Suite 250
Milwaukee, Wisconsin 53202
Telephone 414.431.8101

RINKA|CHUNG
RINKA|CHUNG ARCHITECTURE INC

DEVELOPMENT PLAN DOCUMENT SET

THE COUTURE

MICHIGAN STREET &
LINCOLN MEMORIAL BLVD
MILWAUKEE, WI 53202

Issue Date APRIL 3, 2017

CC FILE NO. 161479
RCA Project No. 161007
Sheet Title
BUILDING SIGNAGE ELEVATION

Sheet No.
A3-05

GENERAL SIGNAGE NOTE:

(#) 1. REFER TO SUB SECTION L. SIGNS IN THE DETAILED PLANNED DEVELOPMENT – PROJECT DESCRIPTION AND OWNERS STATEMENT OF INTENT DOCUMENT FOR FURTHER SIGNAGE INFORMATION AND KEY.

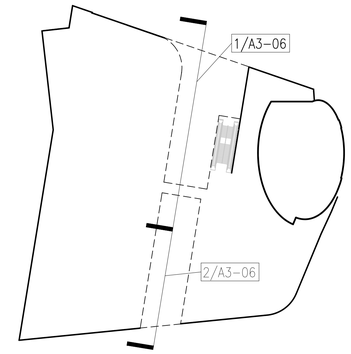

KEY PLAN
NTS

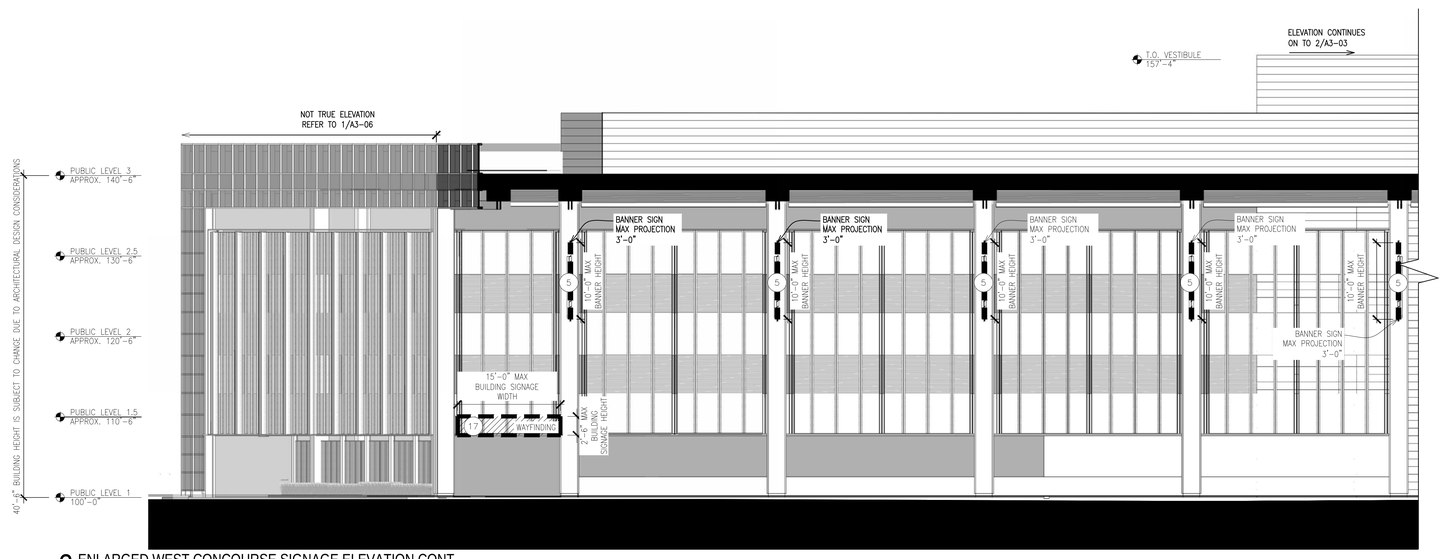

2 ENLARGED WEST CONCOURSE SIGNAGE ELEVATION CONT.
1/8" = 1'-0"

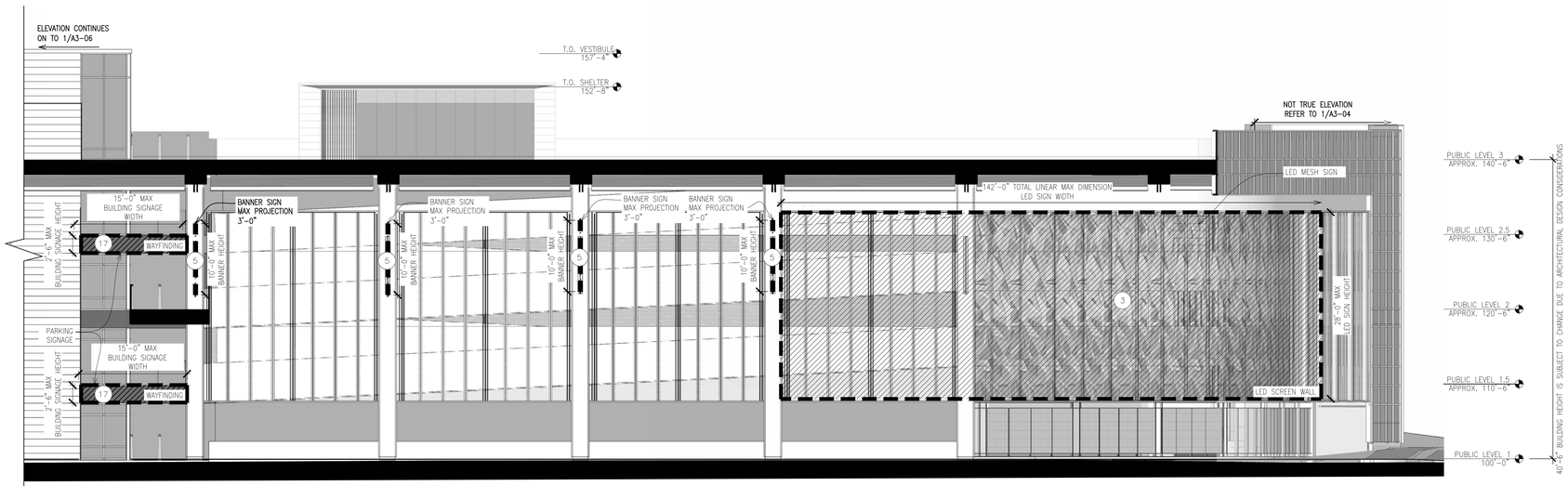

1 ENLARGED WEST CONCOURSE SIGNAGE ELEVATION
1/8" = 1'-0"

DEVELOPMENT PLAN DOCUMENTS - NOT FOR CONSTRUCTION

756 North Milwaukee Street, Suite 250
Milwaukee, Wisconsin 53202
Telephone 414.431.8101

RINKA|CHUNG
RINKA|CHUNG ARCHITECTURE INC

DEVELOPMENT PLAN DOCUMENT SET

THE COUTURE

MICHIGAN STREET &
LINCOLN MEMORIAL BLVD
MILWAUKEE, WI 53202
Issue Date APRIL 3, 2017

CC FILE NO. 161479
RCA Project No. 161007
Sheet Title
BUILDING SIGNAGE ELEVATIONS

Sheet No.
A3-06

GENERAL SIGNAGE NOTE:

(#) 1. REFER TO SUB SECTION L. SIGNS IN THE DETAILED PLANNED DEVELOPMENT – PROJECT DESCRIPTION AND OWNERS STATEMENT OF INTENT DOCUMENT FOR FURTHER SIGNAGE INFORMATION AND KEY.

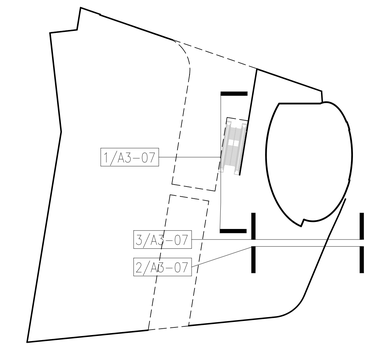

KEY PLAN
NTS

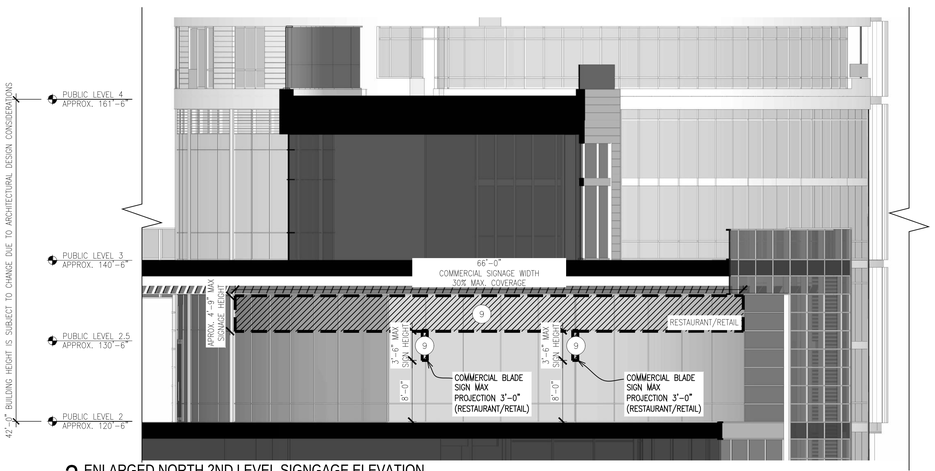

3 ENLARGED NORTH 2ND LEVEL SIGNGAGE ELEVATION
1/8" = 1'-0"

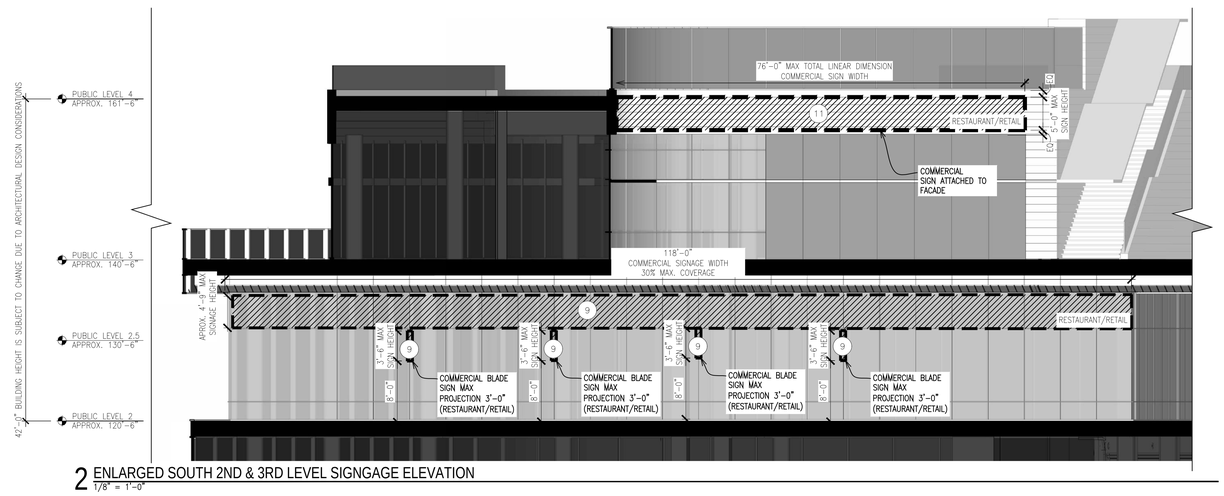

2 ENLARGED SOUTH 2ND & 3RD LEVEL SIGNGAGE ELEVATION
1/8" = 1'-0"

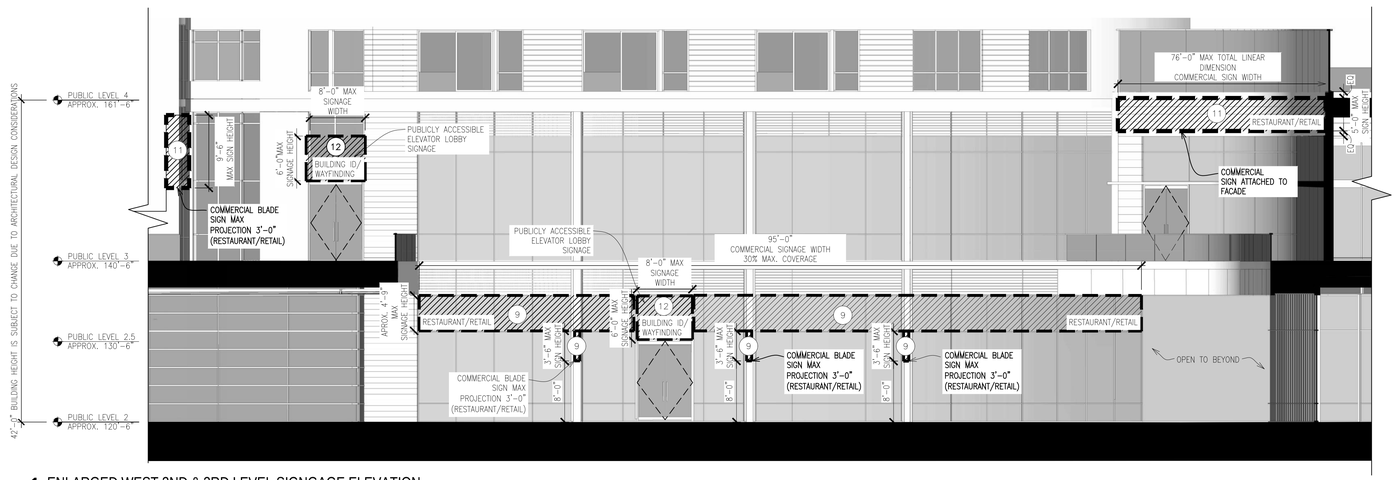

1 ENLARGED WEST 2ND & 3RD LEVEL SIGNGAGE ELEVATION
1/8" = 1'-0"

DEVELOPMENT PLAN DOCUMENTS - NOT FOR CONSTRUCTION

756 North Milwaukee Street, Suite 250
Milwaukee, Wisconsin 53202
Telephone 414.431.8101

RINKA|CHUNG
RINKA|CHUNG ARCHITECTURE INC

DEVELOPMENT PLAN DOCUMENT SET

THE COUTURE

MICHIGAN STREET &
LINCOLN MEMORIAL BLVD
MILWAUKEE, WI 53202

Issue Date APRIL 3, 2017

CC FILE NO. 161479
RCA Project No. 161007
Sheet Title
BUILDING SIGNAGE ELEVATIONS

Sheet No.
A3-07