



ZND COMMITTEE REPORT

Agenda



Q1/Q2 Recap

- Inclusion Numbers
- Community Engagement



Project Projections



Risks



Strategy



Q1 & Q2 Inclusion Numbers

REQUIREMENTS

- ④ 18% professional service spending with SBE
- ④ 25% construction spending with SBE
- ④ 40% of on-site construction hours to be performed by City residents meeting RPP requirements
- ④ Pay living wages to workers performing construction trade labor on project



Q1 & Q2 Inclusion Numbers

Highlights

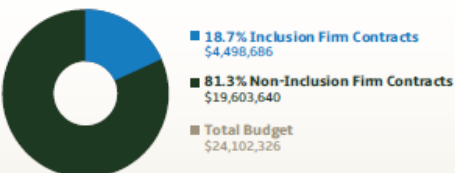
- The Bucks have surpassed their RPP hours for the New Milwaukee Arena. The Bucks RPP% thru June 2016 is 55.7% (40%) which equates to 484.4 total hours.
- Professional Services contracts for New Arena is 18.1% and Block 7 Parking Structure is 25.6% for combined total of 18.7% (18%)
- Construction services contracts for New Arena are 25% (25%)

PROJECT	INCLUSION	COST SUBJECT TO INCLUSION	%	INCLUSION PAID TO DATE	TOTAL PAYMENTS	%
New Milwaukee Arena	\$4,000,066	\$22,153,843	18.1%	\$1,371,735	\$13,183,266	10.4%
Block 7 Parking Structure	\$498,620	\$1,948,483	25.6%	\$268,981	\$1,202,859	22.4%
Total	\$4,498,686	\$24,102,326	18.7%	\$1,640,716	\$14,386,125	11.4%

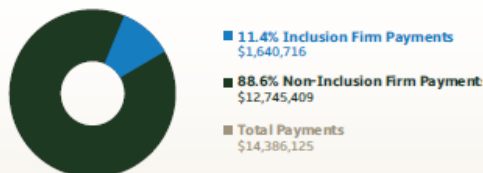
PROJECT	INCLUSION	COST SUBJECT TO INCLUSION	%	INCLUSION PAID TO DATE	TOTAL PAYMENTS	%
New Milwaukee Arena	\$55,239,272	\$220,957,086	25.0%	Through June 30, no construction payments were made		

While payments will vary based on project stage, at least 18% of professional service spending will go to SBEs by the time Arena and Parking Structure are completed.

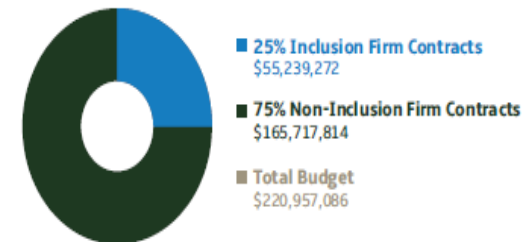
Total Budget Subject to Inclusion



Total Payments



Total Budget Subject to Inclusion



Q1/Q2 Community Outreach

- 🏀 Community Engagement is a defining element of our team
- 🏀 Bucks players, coaches, legends and FO
 - Spent over 500 hours of community service
 - Organization made donations to over 2,000 events in over 350 communities throughout Milwaukee
- 🏀 Arena Tip-Off Event
 - Engaged business and community reps to ensure availability of information
 - ~200 people attended
- 🏀 Bucks Groundbreaking
- 🏀 Engaged SkillSmart



To Date: As of Feb 1, 2017

GOALS

- 🌲 SBE : 30% vs. 25% goal
- 🌲 RPP: 41% vs. 40% goal

COMMUNITY ENGAGEMENT


- 🌲 LCPTracker training with project subs
- 🌲 Town Halls
 - Completed 3: Perez, Johnson, Coggs
 - Will have 4-5 more over next 2 months
- 🌲 Over 750 active SkillSmart users



Risks / How to Reach Our Goals

rISKS

- ⌚ Capacity of SBE Firms
- ⌚ Skilled Labor Pool



HOW TO REACH OUR GOALS

- ⌚ Workforce Development Tools – SkillSmart
- ⌚ Partnership with City for capacity building programs
- ⌚ Continued Community Engagement
- ⌚ Union Partnerships

