



CARDINAL CAPITAL QUARTERLY REPORT MARCH 2017

THE GERMANIA BUILDING

SUBMITTED BY: Julie Scardina

Cardinal Capital Management, Inc.

INDEX

1. Project Summary
2. SBE Participation
3. RPP Participation
4. Apprenticeships

PROJECT SUMMARY

This is a renovation of an eight-story building to create 90 residential units as well as retail.

DEVELOPER:

Cardinal Capital Management, Inc.

PROJECT ADDRESS:

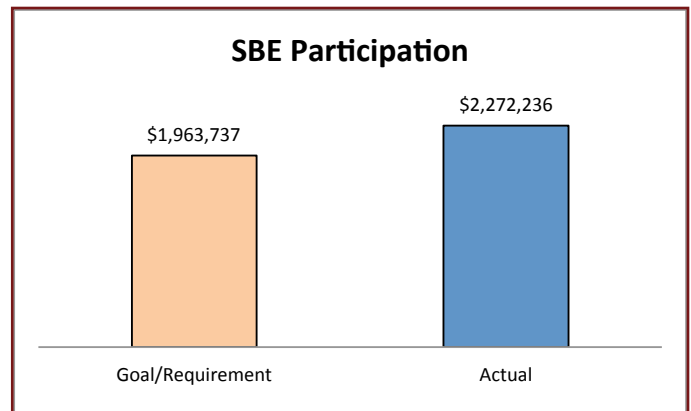
135 W. Wells Street
Milwaukee, WI

**TOTAL PROJECT COST SUBJECT TO
PARTICIPATION:**

\$7,854,950



SBE PARTICIPATION

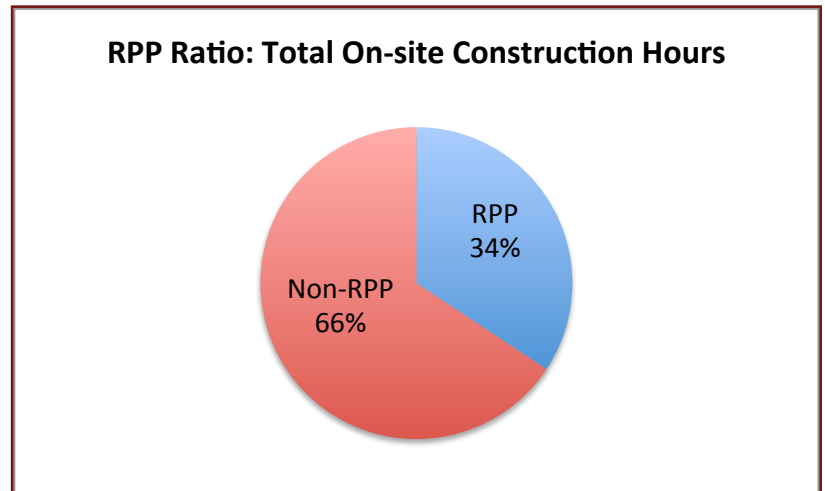


To date, this project has achieved 29% SBE participation for Construction, 0% for Goods and Services, and 0% for Professional Services.

	Goal/Requirement	Actual	Status
SBE Participation (%)	25%	29%	+4%
SBE Participation (\$ Value)	\$1,963,737	\$2,272,236	\$308,499

SBE Firm	Trade/Description of Work	Total Contract Amount	Amount Paid to Date
Professional Construction Inc.	Flooring and Carpentry	\$3,353,078	\$2,272,236
Total SBE Participation		\$3,353,078	\$2,272,236
SBE Participation as Percent of Total Project Cost Subject to Participation:		42%	29%

RPP PARTICIPATION

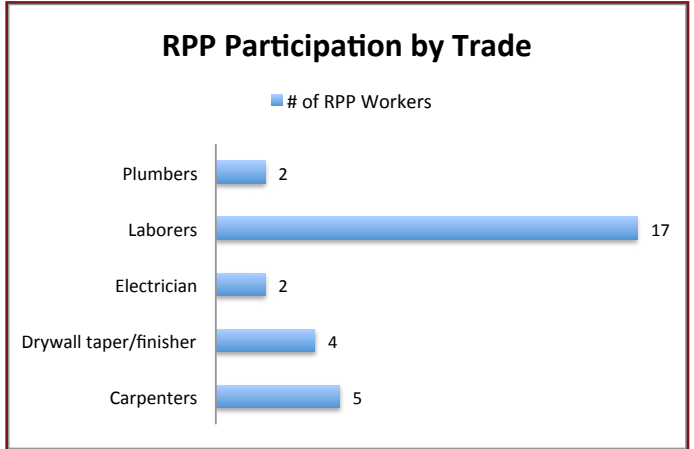
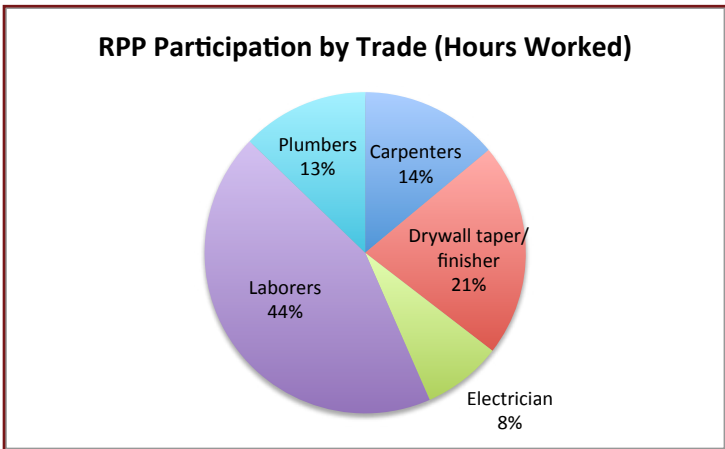


To date, this project has achieved 34% RPP participation, with over 30 RPP workers employed on the project.

ON-SITE CONSTRUCTION HOURS

Contractor	Trade	RPP Hours	Non-RPP Hours	Total Hours	RPP%
Alpine Plumbing Inc	Plumbing	2,878	8,557	11,435	25%
Cardinal Capital Management	GC	1,175	0	1,175	100%
DKAL Drywall	Drywall	3,874	0	3,874	100%
Dublin Contractors	Painting	0	1,249	1,249	0%
Elastizell of Wisconsin	Gypcrete	0	577	577	0%
FP Solutions	Fire Sprinklers	0	2,059	2,059	0%
Hernandez Roofing	Roofing	0	576	576	0%
Holton Bros	Exterior Restoration	0	1,219	1,219	0%
Kone Inc	Elevator	0	1,046	1,046	0%
Masonry Overhaul	Cement	2,299	1,523	3,822	60%
Professional Construction, Inc.	Carpentry/Flooring	2,944	6,815	9,759	30%
Reichl Construction	Masonry	179	502	681	26%
Trawicki Electric	Electrical	1,157	3,647	4,804	24%
Project Total:		14,506	27,769	42,274	34%


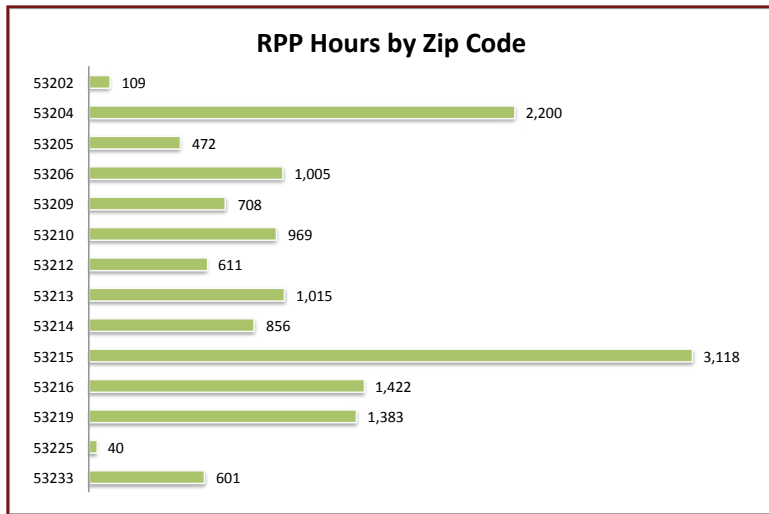
RPP PARTICIPATION



RPP PARTICIPATION BY TRADE

Trade	# of RPP Hours	# of RPP Workers
Carpenters	2,024	5
Drywall taper/finisher	3,118	4
Electrician	1,157	2
Laborers	6,352	17
Plumbers	1,856	2
	14,506	30

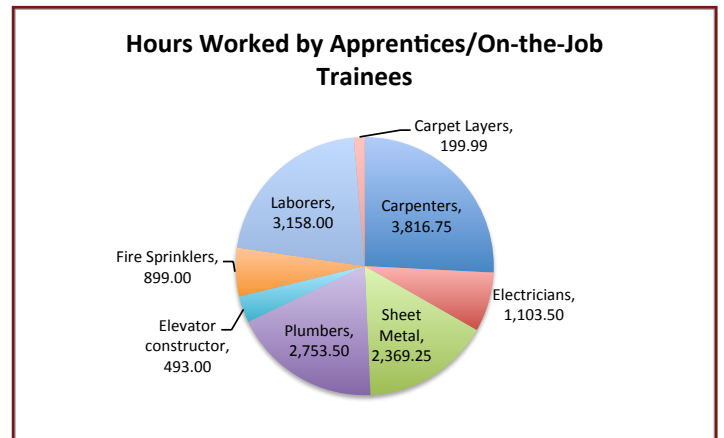
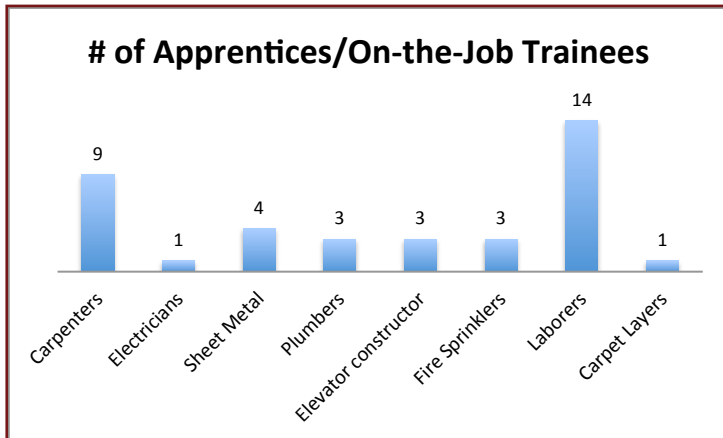
RPP PARTICIPATION



RPP PARTICIPATION BY ZIP CODE

Zip Code	RPP Hours	RPP Workers
53202	109	1
53204	2,200	4
53205	472	4
53206	1,005	1
53209	708	3
5310	969	2
53212	611	2
53213	1,015	1
53214	856	1
53215	3,118	4
53216	1,422	2
53219	1,383	2
53225	40	1
53233	601	3
	14,506	30

APPRENTICESHIPS



APPRENTICESHIP & ON-THE-JOB TRAINEE PARTICIPATION

Trade	# of Apprentices/On-the-Job Trainees	Hours Worked by Apprentices/On-the-Job Trainees
Carpenters	9	3,816.75
Electricians	1	1,103.50
Sheet Metal	4	2,369.25
Plumbers	3	2,753.50
Elevator Constructor	3	493.00
Fire Sprinklers	3	899.00
Laborers	14	3,158.00
Carpet Layers	1	199.99
	38	14,792.99
	14,506	30