



THE NORTHWESTERN MUTUAL TOWER AND COMMONS

SBE AND RPP PARTICIPATION THROUGH
SEPT. 30, 2016

Prepared in conjunction with Prism Technical
Management & Marketing Services, LLC

TABLE OF CONTENTS

EXECUTIVE SUMMARY	2
OUR STORY	7
SMALL BUSINESS ENTERPRISE RESULTS	10
SBE Total Participation	12
SBE Professional Services Providers	18
SBE Construction Providers	20
RESIDENTS PREFERENCE PROGRAM	25
RPP Participation by Contractor	27
RPP Participation by Trade	32
MILWAUKEE ALDERMANIC DISTRICT MAP	39
APPRENTICESHIP PROGRAM	40



ON THE COVER:

As a journeyman carpenter for Thomas A. Mason Co., **Steve Taylor** has been working on The Tower and Commons since early summer 2016, constructing layouts and cutting trims for the computer room flooring. He's worked as a union carpenter for 13 years. "I was always good with my hands as a kid and with my imagination as well, so you pull those together and you have a carpenter," he said.

Steve appreciates the employment opportunities the Residents Preference Program has given him and others. He would like to see more

minorities in construction leadership, such as foreman and superintendent positions, and aspires to have his own construction firm one day. He has worked on many projects in Milwaukee and feels good about the opportunity to work on The Tower and Commons, a project that has provided hundreds of jobs to Milwaukeeans over the last several years.

"I've been on a lot of projects, and I can walk around the city and point them out," Steve said. "I do it with my kids all the time. I take a lot of pride in it."

SECTION 1

EXECUTIVE SUMMARY

Our decision to build a signature development downtown makes a huge statement about metro Milwaukee's attractiveness as a place to live and work and its ability to draw top talent and new businesses to the area. We are proud to call Milwaukee's lakefront our home.



Northwestern Mutual Tower and Commons Executive Summary

Small Business Enterprises in Milwaukee have been awarded \$122.3 million in contracts and commitments, or 32.3 percent of the total value of applicable construction and professional services contracts to date.

Milwaukee residents eligible under the Residents Preference Program (RPP) have performed 45.6 percent of the construction hours on the project to date.

Northwestern Mutual is committed to Milwaukee's success.

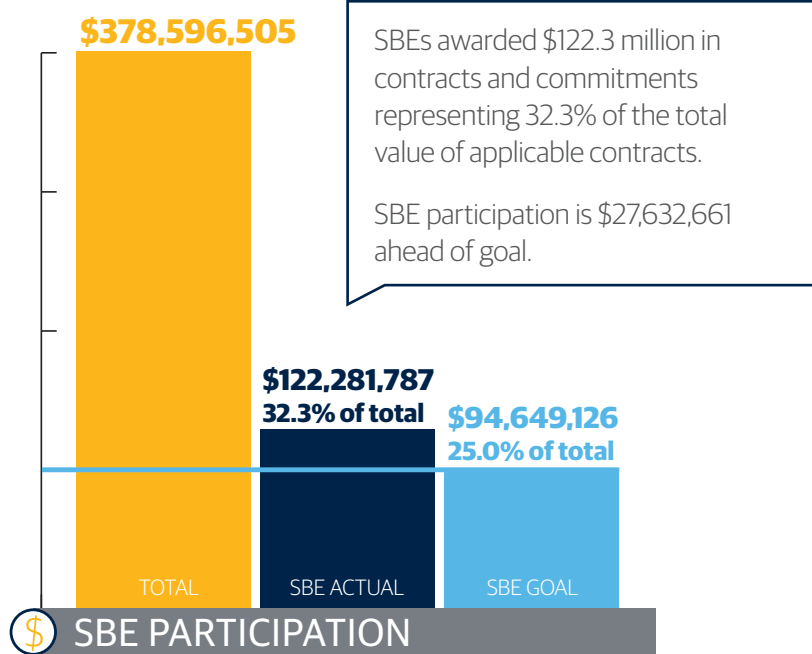
Whether it's our promise to keep or add good-paying jobs at our downtown headquarters; the millions of dollars in philanthropic donations we make in the area; our partnerships in the Amani, Metcalfe Park and Muskego Way neighborhoods; or working hard to make sure local small businesses get the chance to help build our new Tower and Commons, it's all our way of saying, "We Believe in Milwaukee!"

We promised by the end of our building project in 2017 that 25.0 percent of the total value of applicable contracts awarded to build our Tower and Commons would go to Milwaukee Small Business Enterprises (SBEs). We promised that at least 40.0 percent of the labor hours on the project would be worked by Milwaukee residents eligible under the Residents Preference Program (RPP).

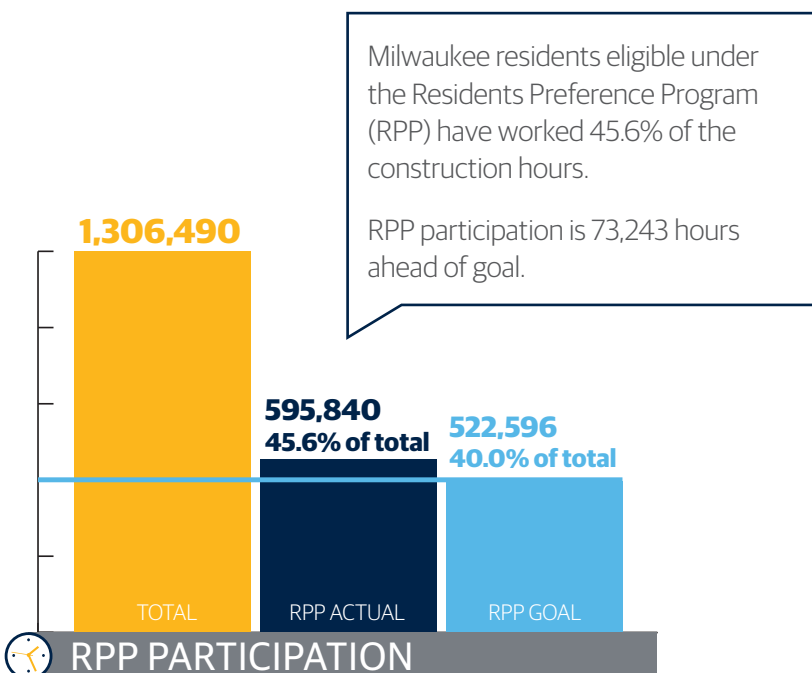
Recognizing that each quarter along the way we may be somewhat above or below the ultimate goal, we are pleased to report that we are ahead of these goals as of Sept. 30, 2016.

Northwestern Mutual Tower and Commons Construction

Start of Project through Sept. 30, 2016



Dollar Value of Applicable Contracts Awarded



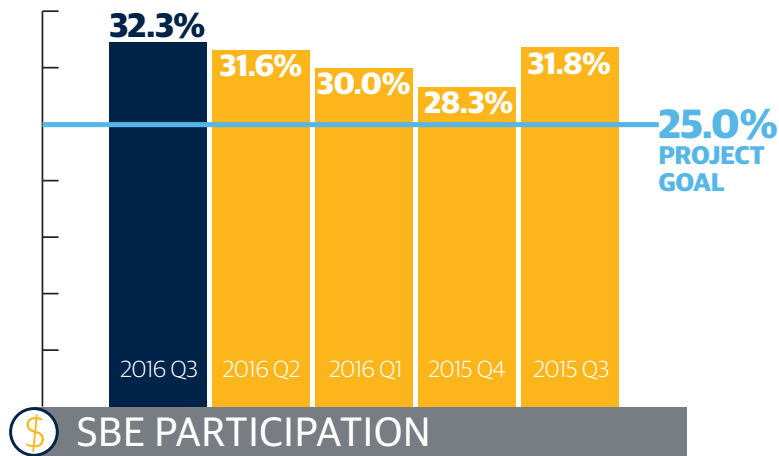
Construction Hours Worked

PROJECT HIGHLIGHTS

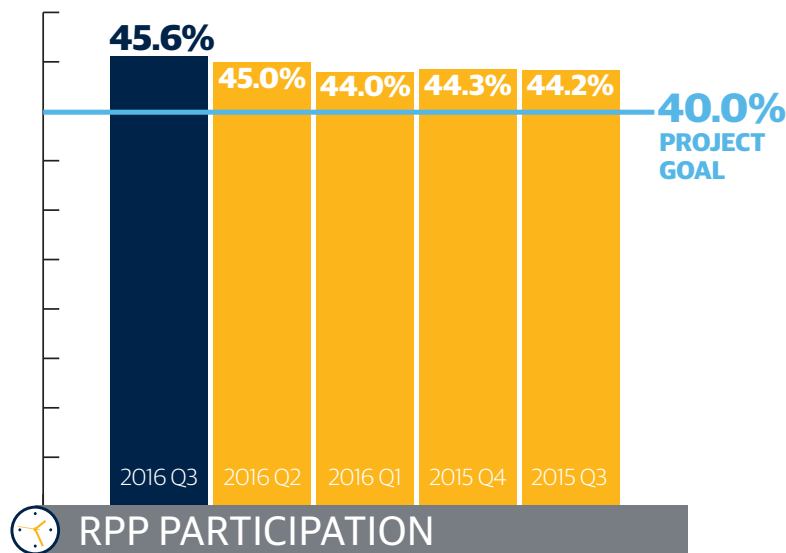
- \$378.6 million in applicable contracts awarded.
- \$122.3 million in contracts and commitments (32.3 percent of total) awarded to City of Milwaukee Small Business Enterprises (SBEs), exceeding 25.0 percent goal.
- Residents Preference Program (RPP) participation is ahead of goal. Milwaukee residents eligible under RPP have worked 45.6 percent of construction hours.
- 723 City of Milwaukee residents hired through RPP.
- 181 apprentices working on the project.
- Outreach to more than 100 community-based organizations to help ensure project participation from diverse segments of the Milwaukee community.
- More than 600 individuals connected to career pathways training and preparation programs through our partnership with Wisconsin Regional Training Partnership (WRTP)/BIG STEP.
- More than 133 of the workers hired through RPP received job training in WRTP/BIG STEP's targeted workforce training program.

Northwestern Mutual Tower and Commons Construction

Start of Project through Sept. 30, 2016



Percentage of Applicable Contract Dollar Value Awarded to SBEs



Percentage of Construction Hours Worked by RPP Participants

PROJECT STATUS

AS OF SEPT. 30, 2016

- Tower steel tops out.
- Mason Street skywalk construction begins.
- Van Buren skywalk enclosed in glass.
- Concrete planters built in The Gardens.
- The Atrium completely encased in glass.
- Tower crane next to The Commons removed.
- Green roof planted.

LOOKING AHEAD

- Streetscaping work progresses.
- Skip hoist removed.
- Glass curtain wall completed.
- Northwestern Mutual signage installed.
- Focus shifts to interiors.



Northwestern Mutual Tower and Commons Construction

Participation Performance Report

This Northwestern Mutual Tower and Commons Participation Performance Report details Northwestern Mutual's progress toward meeting the goals of the Human Resources Agreement it has with the City of Milwaukee. In constructing the 1.1 million-square-foot expansion of its downtown Milwaukee office complex, Northwestern Mutual has agreed to:

- Use certified Small Business Enterprises (SBEs) and/or businesses certified under equivalent programs for 25.0 percent of applicable construction costs.
- Use underemployed City of Milwaukee residents via the Residents Preference Program (RPP) for 40.0 percent of the construction hours worked.
- Ensure payment of prevailing wages where applicable.

Northwestern Mutual has engaged a building design, construction and consulting team that understands the critical importance we have placed on meeting these SBE and RPP goals.

Development Manager:
Hines

General Contractor Team:
Gilbane | C. G. Schmidt Inc.

Participation Coordinator:
Prism Technical

SECTION 2

OUR STORY

Northwestern Mutual has called Milwaukee home since 1859. Today, more than 4.4 million people rely on Northwestern Mutual for insurance and investment solutions.



THE TOWER

32 stories
550 feet
Second tallest
building in state
Largest building
in city occupied
by one company

Our investment in our downtown campus is also an investment in Milwaukee.

The entire metro area benefits when top employers make a long-term commitment to grow in downtown Milwaukee. It means more jobs, a stronger tax base, more community support from businesses, and more top talent giving back to all areas of the community.

1914 HEADQUARTERS

Iconic structure anchors
downtown campus

THE COMMONS

3 stories
Public dining and
visitors center
Community access



Even our retirees give back by volunteering their time. In 1967, retirees volunteered to help tabulate United Fund campaign contributions.



In 1986, the "Girls Club" donated proceeds of a holiday raffle to local charities. This type of activity continues through a variety of employee groups.



Orphaned children living at St. Joseph's Institute benefited from our charity and compassionate employee volunteers in 1951.

We've grown up with Milwaukee as our hometown for nearly 160 years.

We are stewards of our communities by bringing together groups of people and organizations and leveraging the power of our employees, field and financial resources to improve the lives of children and families.

In December, our Northwestern Mutual Foundation awarded \$225,000 in grants to deserving nonprofits during our annual Days of Sharing. The campaign awards \$1,000 to \$10,000 grants to 25 nonprofits chosen at random from employee nominations. In addition, employees can vote for pre-selected nonprofits to receive grants totaling \$125,000. The six chosen this year are Alzheimer's Association of Wisconsin, Diverse & Resilient, Make a Difference Wisconsin, Make a Wish Wisconsin, Milwaukee Homeless Veteran's Initiative and PEARLS for Teen Girls. Since 2007, we've awarded more than \$1.3 million in grants on behalf of employees through our Days of Sharing program.



Learning and creativity were the focus in November when Northwestern Mutual welcomed 60 students from six area high schools to our Franklin campus to learn about careers in technology. Employees volunteered their time and expertise as the students learned about technology trends, innovation and cyber security. Participants gained hands-on experience through fun, interactive exercises. The day-long job shadow program, part of our continuing partnership with IT United, drew students from St. Joan Antida, Washington, Carmen, Hartford Union, Reagan and Mukwonago high schools.



SECTION 3

SMALL BUSINESS ENTERPRISE RESULTS

We believe in promoting a healthy business environment. Strong businesses, especially small- and medium-sized companies, are the backbone of the city's economy. They contribute to the vitality of the city.

Tower and Commons Small Business Enterprise (SBE) Participation

Northwestern Mutual and the City of Milwaukee share an interest in promoting a healthy local business environment. Strong businesses, especially small- and medium-sized companies, are the backbone of the city's economy. They create jobs, pay taxes, and contribute to the vitality of the city.

That's why we set a goal for our downtown development to not only have an impact on our business, but to help raise the tide for many businesses in the city.

Small Business Enterprises are companies with annual revenues below a stated floor and typically owned by one or more individuals who are at an educational, social, economic or other disadvantage. SBEs, including many businesses owned by minorities, women and military veterans involved in building design and construction, are an integral part of creating our Tower and Commons.

TABLE 1: SBE PARTICIPATION LEVEL

Start of Project through Sept. 30, 2016

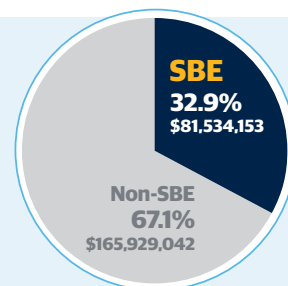
TOTAL VALUE OF APPLICABLE CONTRACTS AWARDED		\$378,596,505	
	GOAL	ACTUAL	STATUS
SBE Participation Percentage	25.0%	32.3%	+7.3
Value of SBE Contracts Awarded	\$94,649,126	\$122,281,787	+27,632,661



CONTRACT PAYMENTS MADE

SBEs have received 32.9 percent or \$81,534,153 of applicable project contract payments made through Sept. 30, 2016. Payments on

contracts awarded will continue to be made throughout the project as work is completed.



Numerical data presented in separate tables may differ slightly due to rounding.

SMALL BUSINESS ENTERPRISES

Constructing a high-rise office building requires a wide variety of construction-related services. We're proud to involve a large number of companies in building our Tower and Commons. Table 2 shows details of all Small Business Enterprises involved from the start

of the project to date. For ease of reference, we have also broken out the SBE professional services providers (see Table 3, page 18) from the SBE construction providers (see Table 4, page 20).

TABLE 2: TOTAL SBE PARTICIPATION (PROFESSIONAL SERVICES AND CONSTRUCTION)

SBE FIRM	SUBCONTRACTOR TO	TRADE/DESCRIPTION OF WORK	TOTAL CONTRACT AMOUNT	AMOUNT PAID THROUGH 09/30/2016
Affirmative Supply Co.	Central Ceiling Systems Inc.	Acoustical Ceiling Tile Supply	\$ 274,000	\$ -
American Design Inc.	Kendall Heaton Associates	East Office Building Demolition	\$ 43,320	\$ 43,320
American Design Inc.	Kendall Heaton Associates	East Office Building Selective Salvage	\$ 6,313	\$ 6,313
American Design Inc.	Valerio Dewalt Train Associates	Fitness Architectural Services/CD Production	\$ 109,400	\$ 94,798
American Design Inc.	Valerio Dewalt Train Associates	Office Architectural Services/CD Production	\$ 661,955	\$ 424,304
Arrow-Crete Construction LLC	Globe Contractors Inc.	Concrete	\$ 104,987	\$ 104,987
Arteaga Construction Inc.	Veit & Co. Inc.	Crane	\$ 24,080	\$ 24,080
Arteaga Construction Inc.	Langer Roofing & Sheet Metal Inc.	Labor and Materials	\$ 1,322,538	\$ 1,266,332
ASAP Fastening Systems Inc.	Construction Supply & Erection	Supplier of Various Fasteners	\$ 3,418	\$ 3,418
Autumn Trucking Inc.	Veit & Co. Inc.	Fuel and Oil	\$ 259,371	\$ 259,371
Autumn Trucking Inc.	Globe Contractors Inc.	Fuel	\$ 120,006	\$ 120,006
Autumn Trucking Inc.	Veit & Co. Inc.	Fuel and Oil	\$ 192,854	\$ 192,854
B & D Contractors	Klein-Dickert Milwaukee Inc.	Install Mirrors and Glass	\$ 404,200	\$ -
Barrientos Design & Consulting Inc.	Kendall Heaton Associates	Van Buren Bridge Project	\$ 166,610	\$ 156,944
Belonger Corp. Inc.	Gilbane C.G. Schmidt Inc.	Interior HVAC	\$ 2,623,164	\$ 1,531,073
Best Erectors Inc.	C.G. Schmidt Inc.	Curtainwall	\$ 102,416	\$ 85,311
Best Erectors Inc.	Grunau Co. Inc.	Installation/Erection	\$ 2,625,000	\$ 1,209,206
Best Erectors Inc.	Klein-Dickert Milwaukee Inc.	Curtainwall Insulation	\$ 668,068	\$ -
Best Erectors Inc.	Midwest Stairs & Iron Inc.	Miscellaneous Metals	\$ 1,402,764	\$ 1,402,764
BestEd Business	Gilbane C.G. Schmidt Inc.	Safety Protection	\$ 36,280	\$ 19,989
BestEd Business	Central Ceiling Systems Inc.	Safety Equipment	\$ 603	\$ 603
BMR Design Group Inc.	USA Fire Protection Inc.	Professional Services	\$ 203,309	\$ 203,309
CH Coakley & Co.	Otis Elevator Co.	Offsite Storage and Trucking	\$ 150,000	\$ 107,488

(CONTINUED ON PAGE 13)

TABLE 2: TOTAL SBE PARTICIPATION (PROFESSIONAL SERVICES AND CONSTRUCTION) (CONTINUED)

SBE FIRM	SUBCONTRACTOR TO	TRADE/DESCRIPTION OF WORK	TOTAL CONTRACT AMOUNT	AMOUNT PAID THROUGH 09/30/2016
Choice Construction Co. Inc.	C.G. Schmidt Inc.	Welded Wire Fabric Reinforcing	\$ 2,423,043	\$ 2,153,739
Choice Construction Co. Inc.	Ceco Concrete Construction	Rebar Installation	\$ 873,000	\$ 870,374
Choice Construction Co. Inc.	LeJeune Steel Co.	Steel Erection	\$ 7,180,000	\$ 7,087,597
Con-Cor Co. Inc.	C.G. Schmidt Inc.	Concrete Cutting	\$ 1,139	\$ 1,139
Con-Cor Co. Inc.	Staff Electric Co. Inc.	Labor and Material Coring	\$ 10,350	\$ 10,350
Con-Cor Co. Inc.	Veit & Co. Inc.	Saw Cutting	\$ 5,760	\$ 5,760
Con-Cor Co. Inc.	Globe Contractors Inc.	Sawing	\$ 14,011	\$ 14,011
Con-Cor Co. Inc.	Giles Engineering Associates Inc.	Concrete Coring Services	\$ 79,043	\$ 79,043
Con-Cor Co. Inc.	Munson Inc.	Core-Drilling Floor	\$ 5,775	\$ 5,775
Con-Cor Co. Inc.	Veit & Co. Inc.	Concrete Sawing	\$ 217,003	\$ 198,218
Con-Cor Co. Inc.	Novum Structures LLC	Hired Labor	\$ 90,963	\$ 90,963
Continuum Architects & Planners S.C.	Kendall Heaton Associates	Code Review and Permit Expediting Services	\$ 31,320	\$ 28,814
Continuum Architects & Planners S.C.	Kendall Heaton Associates	Old North Office Building Basement	\$ 97,265	\$ 90,456
Continuum Architects & Planners S.C.	Kendall Heaton Associates	South Office Building	\$ 15,979	\$ 4,325
DAAR Engineering Inc.	LeJeune Steel Co.	Surveying	\$ 25,194	\$ 25,194
DAAR Engineering Inc.	Gilbane C.G. Schmidt Inc.	Site Survey	\$ 317,920	\$ 317,920
DAAR Engineering Inc.	Construction Supply & Erection	Survey Work	\$ 536,069	\$ 536,069
Dairyland Electric Co. Inc.	Staff Electric Co. Inc.	Electrical	\$ 306,320	\$ 306,320
Dairyland Electric Co. Inc.	Staff Electric Co. Inc.	Switchgear	\$ 2,209	\$ 2,209
Dairyland Electric Co. Inc.	Staff Electric Co. Inc.	Electrical	\$ 16,624	\$ 16,624
Dairyland Electric Co. Inc.	Grunau Co. Inc.	Plumbing Labor/Supplier	\$ 819,206	\$ 673,595
Dairyland Electric Co. Inc.	Johnson Controls Inc.	AHU Shaft Fabrication Offsite	\$ 14,891	\$ 13,402
Dairyland Electric Co. Inc.	Johnson Controls Inc.	Electrical Controls Labor and Material	\$ 1,059,723	\$ 503,929
Dairyland Electric Co. Inc.	Pieper Electric Inc.	Install and Furnish Under Floor Wiring System	\$ 2,484,684	\$ 1,465,662
Dairyland Electric Co. Inc.	Staff Electric Co. Inc.	Install and Furnish Fire Alarm and Generator	\$ 3,799,065	\$ 3,091,509
Dairyland Electric Co. Inc.	Staff Electric Co. Inc.	Install and Furnish Tie/Data	\$ 1,926,242	\$ 938,846
Dairyland Electric Co. Inc.	Staff Electric Co. Inc.	Install and Furnish Sound Masking	\$ 240,164	\$ 60,154
Dakota Intertek Corp.	Giles Engineering Associates Inc.	Labor and Hand Augering Services	\$ 3,411	\$ 3,411

(CONTINUED ON PAGE 14)

TABLE 2: TOTAL SBE PARTICIPATION (PROFESSIONAL SERVICES AND CONSTRUCTION) (CONTINUED)

SBE FIRM	SUBCONTRACTOR TO	TRADE/DESCRIPTION OF WORK	TOTAL CONTRACT AMOUNT	AMOUNT PAID THROUGH 09/30/2016
Duwe Metal Products Inc.	C.G. Schmidt Inc.	Acoustic Screen Wall	\$ 60,304	\$ 60,304
Duwe Metal Products Inc.	Benson Industries Inc.	Shop and Field Labor and Miscellaneous Metals	\$ 15,867,515	\$ 5,644,024
Duwe Metal Products Inc.	Gilbane C.G. Schmidt Inc.	Interior Miscellaneous Metals	\$ 83,133	-
Duwe Metal Products Inc.	Gilbane C.G. Schmidt Inc.	Hoist Embed Work	\$ 125,250	\$ 125,250
Duwe Metal Products Inc.	Glenn Rieder Inc.	Furnishing Decorative Metal Items	\$ 3,656	\$ 3,656
EKG Trucking LLC	Globe Contractors Inc.	Trucking and Permits	\$ 470,302	\$ 470,302
Equity Supply Group LLC	Boelter LLC	Equipment	\$ 400,000	\$ -
Equity Supply Group LLC	Thorne Associates Inc.	Framing and Drywall Materials	\$ 2,147,809	\$ 2,147,809
ER Abernathy Industrial Inc.	Gilbane C.G. Schmidt Inc.	Safety Protection	\$ 5,280	\$ 1,286
Fusion Integrated Solutions LLC	HMA Consultants Inc.	Construction Services	\$ 45,000	\$ 7,993
Gibraltar Industries	Gilbane C.G. Schmidt Inc.	Cleaning Services	\$ 10,937	\$ -
Gordan Solutions	Milwaukee Plate Glass Co.	Labor/Filming	\$ 881,742	\$ 2,560
Greenfire Management Services LLC	Gilbane C.G. Schmidt Inc.	Project Engineering Services	\$ 358,400	\$ 289,717
Hard Rock Sawing & Drilling Specialists Co.	Veit & Co. Inc.	Concrete Cutting	\$ 9,240	\$ 9,240
Hawk Construction LLC	C.G. Schmidt Inc.	Foundations and Helical Piers	\$ 27,929	\$ 27,929
Hawk Construction LLC	Veit & Co. Inc.	Hydro Excavation	\$ 37,537	\$ 37,537
Hetzel Tile & Marble Inc.	Gilbane C.G. Schmidt Inc.	Hard Tile/Interior Stone Installation	\$ 3,633,599	\$ 858,119
Hetzel Tile & Marble Inc.	Benson Industries Inc.	Glass Handrails	\$ 423,978	\$ 423,978
Hetzel-Sanfilippo Inc.	Central Ceiling Systems Inc.	Acoustic Ceilings 9D	\$ 669,300	\$ 55,744
Hetzel-Sanfilippo Inc.	Gilbane C.G. Schmidt Inc.	Miscellaneous General Conditions	\$ 74,893	\$ 67,620
Hetzel-Sanfilippo Inc.	Gilbane C.G. Schmidt Inc.	Mock Up	\$ 477,282	\$ 477,282
Hetzel-Sanfilippo Inc.	Thorne Associates Inc.	Framing and Drywall	\$ 2,100,000	\$ 1,803,728
Hetzel-Sanfilippo Inc.	Langer Roofing & Sheet Metal Inc.	Labor and Materials	\$ 65,000	\$ -
Hiram Power Electric	Staff Electric Co. Inc.	Furnish Electrical Fixtures	\$ 30,602	\$ 30,602
Hiram Power Electric	Staff Electric Co. Inc.	Furnish Medium Voltage	\$ 10,908	\$ 10,908
Hiram Power Electric	Staff Electric Co. Inc.	Furnish Miscellaneous Materials	\$ 154,383	\$ 93,716
House of Stone Inc.	Structures Hardscapes Specialists	Masonry	\$ 461,420	\$ 26,745
House of Stone Inc.	Boelter LLC	Stone Tops	\$ 525,000	\$ -

(CONTINUED ON PAGE 15)

TABLE 2: TOTAL SBE PARTICIPATION (PROFESSIONAL SERVICES AND CONSTRUCTION) (CONTINUED)

SBE FIRM	SUBCONTRACTOR TO	TRADE/DESCRIPTION OF WORK	TOTAL CONTRACT AMOUNT	AMOUNT PAID THROUGH 09/30/2016
House of Stone Inc.	Glenn Rieder Inc.	Furnish and Installation of Quartz and Solid Surface	\$ 516,615	\$ -
Hurt Electric Inc.	Staff Electric Co. Inc.	Install and Furnish Distribution and UPS	\$ 5,266,292	\$ 4,739,095
Hurt Electric Inc.	Staff Electric Co. Inc.	Fixtures and Lamps	\$ 3,210,346	\$ 2,474,629
Hurt Electric Inc.	Pieper Electric Inc.	Install and Furnish Lighting Control System	\$ 1,690,073	\$ 135,582
HVA Products Inc.	Grunau Co. Inc.	Fuel Controls	\$ 55,815	\$ 38,000
IBC Engineering Services Inc.	Alvine Engineering	MEP Engineering for Tower Center TI	\$ 495,760	\$ 410,760
IBC Engineering Services Inc.	Aquatic Design & Engineering Inc.	Electrical Engineering	\$ 33,275	\$ 27,675
IBC Engineering Services Inc.	Sebesta Blomberg & Associates	Mechanical and Electrical Commissioning Services	\$ 45,760	\$ 7,300
JCP Construction LLC	Gilbane C.G. Schmidt Inc.	Foundation Waterproofing	\$ 3,628,800	\$ 3,194,324
JCP Construction LLC	Glenn Rieder Inc.	Onsite Installation Labor	\$ 958,381	\$ -
JCP Construction LLC	Thorne Associates Inc.	Framing/Drywall/Labor	\$ 2,100,000	\$ 1,866,003
JCP Construction LLC	Boelter LLC	Labor	\$ 292,000	\$ 48,879
JCP Construction LLC	USA Fire Protection Inc.	Professional Services	\$ 76,989	\$ 38,664
KMI Construction LLC	C.G. Schmidt Inc.	Masonry	\$ 4,150	\$ 4,150
KMI Construction LLC	Gilbane C.G. Schmidt Inc.	Masonry	\$ 7,372,075	\$ 5,253,316
Marek Landscaping LLC	Veit & Co. Inc.	Erosion Control	\$ 49,352	\$ 49,352
McDowell Construction Corp.	Veit & Co. Inc.	Fencing	\$ 77,423	\$ 77,423
McDowell Construction Corp.	Globe Contractors Inc.	Asphalt	\$ 98,658	\$ 98,658
McKinley's Corp.	Grunau Co. Inc.	HVAC Demolition	\$ 16,400	\$ 16,400
Metropolitan Services Inc.	Globe Contractors Inc.	Traffic Control	\$ 151,998	\$ 151,998
Milwaukee Metal Products Co.	Benson Industries Inc.	Fabricators of Embeds and Miscellaneous Metals	\$ 361,303	\$ 361,303
Milwaukee Metal Products Co.	Terra Engineering & Construction Corp.	Tieback Bearing Plates	\$ 4,692	\$ 4,692
Natural Athletic Turf LLC	Stano Landscaping	Hardscape Restoration	\$ 50,850	\$ 50,850
Nexus Pest Solutions	Gilbane C.G. Schmidt Inc.	Pest Control	\$ 10,000	\$ 6,182
Nuvo Construction Co. Inc.	C.G. Schmidt Inc.	Concrete	\$ 4,550,000	\$ 4,434,162
Nuvo Construction Co. Inc.	Terra Engineering & Construction Corp.	Bulk Cement	\$ 128,824	\$ 128,824
P.A. Roeper & Associates Inc.	Graef USA	Drafting Services	\$ 22,500	\$ 22,500
P.L. Freeman Co.	Grunau Co. Inc.	HVAC and Plumbing Labor/Supplier	\$ 6,186,759	\$ 4,712,131
P.L. Freeman Co.	Terra Engineering & Construction Corp.	Wales	\$ 104,848	\$ 104,848

(CONTINUED ON PAGE 16)

TABLE 2: TOTAL SBE PARTICIPATION (PROFESSIONAL SERVICES AND CONSTRUCTION) (CONTINUED)

SBE FIRM	SUBCONTRACTOR TO	TRADE/DESCRIPTION OF WORK	TOTAL CONTRACT AMOUNT	AMOUNT PAID THROUGH 09/30/2016
P.L. Freeman Co.	Langer Roofing & Sheet Metal Inc.	Roofing	\$ 136,500	\$ 128,776
Price & Sons Inc.	USA Fire Protection Inc.	Material Supplier	\$ 747,461	\$ 716,649
Price & Sons Inc.	Staff Electric Co. Inc.	Miscellaneous Supplier	\$ 2,186,448	\$ 1,949,374
Prism Technical Management & Marketing Services LLC	Northwestern Mutual	HR Consultant	\$ 546,155	\$ 494,669
Quorum Architects Inc.	Kendall Heaton Associates	Graphics/Wayfinding Consultant	\$ 244,240	\$ 202,012
Quorum Architects Inc.	The Office of James Burnett	Associate Landscape Architects	\$ 218,230	\$ 123,900
Rams Contracting Ltd.	Veit & Co. Inc.	Trucking	\$ 12,513	\$ 12,513
Rinka Chung Architecture Inc.	Buro Happold Consulting Engineers PC	Solar Reflectivity Site Assessment	\$ 6,000	\$ 3,001
Rinka Chung Architecture Inc.	Buro Happold Consulting Engineers PC	LEED Consulting	\$ 34,000	\$ 18,206
Rinka Chung Architecture Inc.	Kendall Heaton Associates	North Parking Garage	\$ 15,510	\$ 15,510
Rinka Chung Architecture Inc.	Valerio Dewalt Train Associates	Identity Center Café Architectural Services	\$ 9,500	\$ 9,500
Rinka Chung Architecture Inc.	Valerio Dewalt Train Associates	Credit Union Architectural Services	\$ 70,045	\$ 57,445
Rockwell Mechanical LLC	J.F. Ahern Co.	Chiller Procurement/Installation	\$ 418,380	\$ 418,380
Rockwell Mechanical LLC	Grunau Co. Inc.	HVAC Labor/Supplier	\$ 4,865,885	\$ 3,771,188
Security Officer Services Inc.	Gilbane C.G. Schmidt Inc.	Site Security	\$ 195,000	\$ 268,470
Security Officer Services Inc.	Benson Industries Inc.	Site Security	\$ 13,650	\$ 9,433
Sonag Ready Mix LLC	C.G. Schmidt Inc.	CIP Concrete	\$ 20,846	\$ 20,846
Sonag Ready Mix LLC	Ceco Concrete Construction	Concrete Material	\$ 1,064,366	\$ 1,064,366
Sonag Ready Mix LLC	Common Links Construction	Metal Framing, Drywall and Taping	\$ 1,017,630	\$ 395,021
Spann & Associates LLC	Gilbane C.G. Schmidt Inc.	Project Engineering Services	\$ 238,555	\$ 291,685
Superior Equipment & Supply Co.	Gilbane C.G. Schmidt Inc.	Ice Maker Supply	\$ 134,479	\$ -
Thomas A. Mason Co. Inc.	G3 Technologies Inc.	Floor Installation	\$ 1,485,933	\$ -
Thomas A. Mason Co. Inc.	Gilbane C.G. Schmidt Inc.	Soft Flooring	\$ 1,965,209	\$ 475,344
Thomas A. Mason Co. Inc.	All-Tech Decorating Co.	Painting	\$ 805,040	\$ 377,730
Thomas A. Mason Co. Inc.	All-Tech Decorating Co.	Painting	\$ 197,781	\$ -
Thomas A. Mason Co. Inc.	Thorne Associates Inc.	Taping Labor	\$ 2,100,000	\$ 1,034,971
Tremmel-Anderson Trucking LLC	New Berlin Grading Inc.	Earthwork	\$ 6,025	\$ 6,025
Tremmel-Anderson Trucking LLC	Veit & Co. Inc.	Trucking	\$ 244,476	\$ 244,476

(CONTINUED ON PAGE 17)

TABLE 2: TOTAL SBE PARTICIPATION (PROFESSIONAL SERVICES AND CONSTRUCTION) (CONTINUED)

SBE FIRM	SUBCONTRACTOR TO	TRADE/DESCRIPTION OF WORK	TOTAL CONTRACT AMOUNT	AMOUNT PAID THROUGH 09/30/2016
Valente Transport Inc.	Veit & Co. Inc.	Trucking/Disposal	\$ 828,802	\$ 828,802
Valente Transport Inc.	Veit & Co. Inc.	Trucking	\$ 760,581	\$ 760,581
Vizcaino's Trucking LLC	Veit & Co. Inc.	Trucking	\$ 20,164	\$ 20,164
Vizcaino's Trucking LLC	Globe Contractors Inc.	Trucking	\$ 127,324	\$ 127,324
Vizcaino's Trucking LLC	Veit & Co. Inc.	Trucking	\$ 267,734	\$ 267,734
White Glove Environmental	Gilbane C.G. Schmidt Inc.	Cleaning Services	\$ 6,500	\$ 4,600
ZS LLC	Applied Technical Services Inc.	Façade Access Design Services	\$ 62,975	\$ 58,093
ZS LLC	Entuitive Corp.	Building Enclosure Sub-Consultant	\$ 42,750	\$ 28,130
ZS LLC	Kendall Heaton Associates	Structural Engineering	\$ 23,124	\$ 23,124
ZS LLC	Magnusson Klemencic Associates	Structural Engineering	\$ 215,500	\$ 215,375
ZS LLC	Northwestern Mutual	Laser Scan	\$ 51,000	\$ 51,000
ZS LLC	Gilbane C.G. Schmidt Inc.	Engineering Services	\$ 48,640	\$ 48,640
ZS LLC	Novum Structures LLC	Laser Scanning Services	\$ 5,470	\$ 5,470
TOTAL SBE PARTICIPATION			\$ 122,281,787	\$ 81,534,153
% OF APPLICABLE CONTRACT VALUE AWARDED			32.3%	
% OF APPLICABLE PAYMENTS MADE				32.9%
TOTAL ADJUSTED CONSTRUCTION AND PROFESSIONAL SERVICES PROVIDER PARTICIPATION			\$ 378,596,505	\$ 247,463,195

CON-COR CO.

When Karen and John Polzer started Con-Cor Co. with another couple in 1966, Karen had no idea she'd be running the company one day. The partners retired in the early 1990s, and John passed away in 1996. Karen is now president of the family company.

Con-Cor employs 21 full-time workers and specializes in core drilling, soil boring and soil testing. Eight different contractors have hired them for various jobs on The Tower and Commons, starting in 2013 when

C.G. Schmidt hired them to help remove the east building. Since then, they've done everything from soil boring for Giles Engineering to cutting elevator shafts for Otis Elevator, duct openings for Grunau Co., and various other saw-cutting and core-drilling work for Veit & Co., Gilbane, Novum Structures and Staff Electric.

"These companies know we know what we're doing," said Karen. "We service people and do it well. That's how you keep the work coming."



TABLE 3: SBE PROFESSIONAL SERVICES PROVIDERS

Much of the focus and excitement of a major building project is on the many construction and trade groups who lift skyscrapers out of the ground. Before a shovelful of dirt is moved, however, architects, engineers and

other professional service providers design and plan the structure. For ease of reference, we have separated just the SBE professional services providers listed in Table 2 and shown them here.

SBE FIRM	SUBCONTRACTOR TO	TRADE/DESCRIPTION OF WORK	TOTAL CONTRACT AMOUNT	AMOUNT PAID THROUGH 09/30/2016
American Design Inc.	Kendall Heaton Associates	East Office Building Demolition	\$ 43,320	\$ 43,320
American Design Inc.	Kendall Heaton Associates	East Office Building Selective Salvage	\$ 6,313	\$ 6,313
American Design Inc.	Valerio Dewalt Train Associates	Fitness Architectural Services/CD Production	\$ 109,400	\$ 94,798
American Design Inc.	Valerio Dewalt Train Associates	Office Architectural Services/CD Production	\$ 661,955	\$ 424,304
Barrientos Design & Consulting Inc.	Kendall Heaton Associates	Van Buren Bridge Project	\$ 166,610	\$ 156,944
Con-Cor Co. Inc.	Giles Engineering Associates Inc.	Concrete Coring Services	\$ 79,043	\$ 79,043
Continuum Architects & Planners S.C.	Kendall Heaton Associates	Code Review and Permit Expediting Services	\$ 31,320	\$ 28,814
Continuum Architects & Planners S.C.	Kendall Heaton Associates	Old North Office Building Basement	\$ 97,265	\$ 90,456
Continuum Architects & Planners S.C.	Kendall Heaton Associates	South Office Building	\$ 15,979	\$ 4,325
Dakota Intertek Corp.	Giles Engineering Associates Inc.	Labor and Hand Augering Services	\$ 3,411	\$ 3,411
Fusion Integrated Solutions LLC	HMA Consultants Inc.	Construction Services	\$ 45,000	\$ 7,993
IBC Engineering Services Inc.	Alvine Engineering	MEP Engineering for Tower Center TI	\$ 495,760	\$ 410,760
IBC Engineering Services Inc.	Aquatic Design & Engineering Inc.	Electrical Engineering	\$ 33,275	\$ 27,675
IBC Engineering Services Inc.	Sebesta Blomberg & Associates	Mechanical and Electrical Commissioning Services	\$ 45,760	\$ 7,300
P.A. Roeper & Associates Inc.	Graef USA	Drafting Services	\$ 22,500	\$ 22,500
Prism Technical Management & Marketing Services LLC	Northwestern Mutual	HR Consultant	\$ 546,155	\$ 494,669
Quorum Architects Inc.	Kendall Heaton Associates	Graphics/Wayfinding Consultant	\$ 244,240	\$ 202,012
Quorum Architects Inc.	The Office of James Burnett	Associate Landscape Architects	\$ 218,230	\$ 123,900
Rinka Chung Architecture Inc.	Buro Happold Consulting Engineers PC	Solar Reflectivity Site Assessment	\$ 6,000	\$ 3,001
Rinka Chung Architecture Inc.	Buro Happold Consulting Engineers PC	LEED Consulting	\$ 34,000	\$ 18,206
Rinka Chung Architecture Inc.	Kendall Heaton Associates	North Parking Garage	\$ 15,510	\$ 15,510
Rinka Chung Architecture Inc.	Valerio Dewalt Train Associates	Identity Center Café Architectural Services	\$ 9,500	\$ 9,500
Rinka Chung Architecture Inc.	Valerio Dewalt Train Associates	Credit Union Architectural Services	\$ 70,045	\$ 57,445
ZS LLC	Applied Technical Services Inc.	Façade Access Design Services	\$ 62,975	\$ 58,093

(CONTINUED ON PAGE 19)

TABLE 3: SBE PROFESSIONAL SERVICES PROVIDERS (CONTINUED)

SBE FIRM	SUBCONTRACTOR TO	TRADE/DESCRIPTION OF WORK	TOTAL CONTRACT AMOUNT	AMOUNT PAID THROUGH 09/30/2016
ZS LLC	Entuitive Corp.	Building Enclosure Sub-Consultant	\$ 42,750	\$ 28,130
ZS LLC	Kendall Heaton Associates	Structural Engineering	\$ 23,124	\$ 23,124
ZS LLC	Magnusson Klemencic Associates	Structural Engineering	\$ 215,500	\$ 215,375
ZS LLC	Northwestern Mutual	Laser Scan	\$ 51,000	\$ 51,000
TOTAL SBE PROFESSIONAL SERVICES PROVIDER PARTICIPATION			\$ 3,395,940	\$ 2,707,919
% OF APPLICABLE PROFESSIONAL SERVICES CONTRACT VALUE AWARDED			31.4%	
% OF APPLICABLE PROFESSIONAL SERVICES PAYMENTS MADE				26.1%
TOTAL ADJUSTED APPLICABLE PROFESSIONAL SERVICES PROVIDER PARTICIPATION			\$ 10,809,338*	\$ 10,383,968*

*This total excludes contracts for specialty disciplines as well as those awarded prior to Dec. 1, 2012, including Kendall/Heaton Associates, Ring & DuChateau, Valerio Dewalt Train Associates and Pickard Chilton.

HETZEL TILE & MARBLE

A certified woman-owned business, Hetzel Tile & Marble provides hard tile and interior stone installation for The Tower and Commons. Company president **Michelle Hetzel** and her husband, Jim, have worked there for 27 years. Michelle bought out other family members four years ago.

One of her most memorable experiences was being part of a delegation that traveled to Italy to procure the stone her company would install in The Tower and Commons. They toured three different mines to see the marble and view the "dry lay," where all the pieces are laid out to see what they look like together. "It was a pretty incredible education, and an experience I'll cherish for years to come," she said.

Michelle says having the family name on the business motivates everyone to succeed. "We know it's our name



on the company, and we want to make sure everything we do represents our company well."

TABLE 4: SBE CONSTRUCTION PROVIDERS

The visible creation of our Tower and Commons is in the capable hands of the construction contractors and subcontractors. They are responsible for preparing the construction site and erecting the building that

will change the shape of our Milwaukee skyline. For ease of reference, we have separated just the SBE construction providers listed in Table 2 and shown them here.

SBE FIRM	SUBCONTRACTOR TO	TRADE/DESCRIPTION OF WORK		TOTAL CONTRACT AMOUNT	AMOUNT PAID THROUGH 09/30/2016
Affirmative Supply Co.	Central Ceiling Systems Inc.	Accoustical Ceiling Tile Supply	\$	274,000	\$ -
Arrow-Crete Construction LLC	Globe Contractors Inc.	Concrete	\$	104,987	\$ 104,987
Arteaga Construction Inc.	Veit & Co. Inc.	Crane	\$	24,080	\$ 24,080
Arteaga Construction Inc.	Langer Roofing & Sheet Metal Inc.	Labor and Materials	\$	1,322,538	\$ 1,266,332
ASAP Fastening Systems Inc.	Construction Supply & Erection	Supplier of Various Fasteners	\$	3,418	\$ 3,418
Autumn Trucking Inc.	Veit & Co. Inc.	Fuel and Oil	\$	259,371	\$ 259,371
Autumn Trucking Inc.	Globe Contractors Inc.	Fuel	\$	120,006	\$ 120,006
Autumn Trucking Inc.	Veit & Co. Inc.	Fuel and Oil	\$	192,854	\$ 192,854
B & D Contractors	Klein-Dickert Milwaukee Inc.	Install Mirrors and Glass	\$	404,200	\$ -
Belonger Corp. Inc.	Gilbane C.G. Schmidt Inc.	Interior HVAC	\$	2,623,164	\$ 1,531,073
Best Erectors Inc.	C.G. Schmidt Inc.	Curtainwall	\$	102,416	\$ 85,311
Best Erectors Inc.	Grunau Co. Inc.	Installation/Erection	\$	2,625,000	\$ 1,209,206
Best Erectors Inc.	Klein-Dickert Milwaukee Inc.	Curtainwall Insulation	\$	668,068	\$ -
Best Erectors Inc.	Midwest Stairs & Iron Inc.	Miscellaneous Metals	\$	1,402,764	\$ 1,402,764
BestEd Business	Gilbane C.G. Schmidt Inc.	Safety Protection	\$	36,280	\$ 19,989
BestEd Business	Central Ceiling Systems Inc.	Safety Equipment	\$	603	\$ 603
BMR Design Group Inc.	USA Fire Protection Inc.	Professional Services	\$	203,309	\$ 203,309
CH Coakley & Co.	Otis Elevator Co.	Offsite Storage and Trucking	\$	150,000	\$ 107,488
Choice Construction Co. Inc.	C.G. Schmidt Inc.	Welded Wire Fabric Reinforcing	\$	2,423,043	\$ 2,153,739
Choice Construction Co. Inc.	Ceco Concrete Construction	Rebar Installation	\$	873,000	\$ 870,374
Choice Construction Co. Inc.	LeJeune Steel Co.	Steel Erection	\$	7,180,000	\$ 7,087,597
Con-Cor Co. Inc.	C.G. Schmidt Inc.	Concrete Cutting	\$	1,139	\$ 1,139
Con-Cor Co. Inc.	Staff Electric Co. Inc.	Labor and Material Coring	\$	10,350	\$ 10,350

(CONTINUED ON PAGE 21)

TABLE 4: SBE CONSTRUCTION PROVIDERS (CONTINUED)

SBE FIRM	SUBCONTRACTOR TO	TRADE/DESCRIPTION OF WORK		TOTAL CONTRACT AMOUNT	AMOUNT PAID THROUGH 09/30/2016
Con-Cor Co. Inc.	Veit & Co. Inc.	Saw Cutting	\$	5,760	\$ 5,760
Con-Cor Co. Inc.	Globe Contractors Inc.	Sawing	\$	14,011	\$ 14,011
Con-Cor Co. Inc.	Munson Inc.	Core-Drilling Floor	\$	5,775	\$ 5,775
Con-Cor Co. Inc.	Veit & Co. Inc.	Concrete Sawing	\$	217,003	\$ 198,218
Con-Cor Co. Inc.	Novum Structures LLC	Hired Labor	\$	90,963	\$ 90,963
DAAR Engineering Inc.	LeJeune Steel Co.	Surveying	\$	25,194	\$ 25,194
DAAR Engineering Inc.	Gilbane C.G. Schmidt Inc.	Site Survey	\$	317,920	\$ 317,920
DAAR Engineering Inc.	Construction Supply & Erection	Survey Work	\$	536,069	\$ 536,069
Dairyland Electric Co. Inc.	Staff Electric Co. Inc.	Electrical	\$	306,320	\$ 306,320
Dairyland Electric Co. Inc.	Staff Electric Co. Inc.	Switchgear	\$	2,209	\$ 2,209
Dairyland Electric Co. Inc.	Staff Electric Co. Inc.	Electrical	\$	16,624	\$ 16,624
Dairyland Electric Co. Inc.	Grunau Co. Inc.	Plumbing Labor/Supplier	\$	819,206	\$ 673,595
Dairyland Electric Co. Inc.	Johnson Controls Inc.	AHU Shaft Fabrication Offsite	\$	14,891	\$ 13,402
Dairyland Electric Co. Inc.	Johnson Controls Inc.	Electrical Controls Labor and Material	\$	1,059,723	\$ 503,929
Dairyland Electric Co. Inc.	Pieper Electric Inc.	Install and Furnish Under Floor Wiring System	\$	2,484,684	\$ 1,465,662
Dairyland Electric Co. Inc.	Staff Electric Co. Inc.	Install and Furnish Fire Alarm and Generator	\$	3,799,065	\$ 3,091,509
Dairyland Electric Co. Inc.	Staff Electric Co. Inc.	Install and Furnish Tie/Data	\$	1,926,242	\$ 938,846
Dairyland Electric Co. Inc.	Staff Electric Co. Inc.	Install and Furnish Sound Masking	\$	240,164	\$ 60,154
Duwe Metal Products Inc.	C.G. Schmidt Inc.	Acoustic Screen Wall	\$	60,304	\$ 60,304
Duwe Metal Products Inc.	Benson Industries Inc.	Shop and Field Labor and Miscellaneous Metals	\$	15,867,515	\$ 5,644,024
Duwe Metal Products Inc.	Gilbane C.G. Schmidt Inc.	Interior Miscellaneous Metals	\$	83,133	\$ -
Duwe Metal Products Inc.	Gilbane C.G. Schmidt Inc.	Hoist Embed Work	\$	125,250	\$ 125,250
Duwe Metal Products Inc.	Glenn Rieder Inc.	Furnishing Decorative Metal Items	\$	3,656	\$ 3,656
EKG Trucking LLC	Globe Contractors Inc.	Trucking and Permits	\$	470,302	\$ 470,302
Equity Supply Group LLC	Boelter LLC	Equipment	\$	400,000	\$ -
Equity Supply Group LLC	Thorne Associates Inc.	Framing and Drywall Materials	\$	2,147,809	\$ 2,147,809
ER Abernathy Industrial Inc.	Gilbane C.G. Schmidt Inc.	Safety Protection	\$	5,280	\$ 1,286

(CONTINUED ON PAGE 22)

TABLE 4: SBE CONSTRUCTION PROVIDERS (CONTINUED)

SBE FIRM	SUBCONTRACTOR TO	TRADE/DESCRIPTION OF WORK		TOTAL CONTRACT AMOUNT	AMOUNT PAID THROUGH 09/30/2016
Gibraltar Industries	Gilbane C.G. Schmidt Inc.	Cleaning Services	\$	10,937	\$ -
Gordan Solutions	Milwaukee Plate Glass Co.	Labor/Filming	\$	881,742	\$ 2,560
Greenfire Management Services LLC	Gilbane C.G. Schmidt Inc.	Project Engineering Services	\$	358,400	\$ 289,717
Hard Rock Sawing & Drilling Specialists Co.	Veit & Co. Inc.	Concrete Cutting	\$	9,240	\$ 9,240
Hawk Construction LLC	C.G. Schmidt Inc.	Foundations and Helical Piers	\$	27,929	\$ 27,929
Hawk Construction LLC	Veit & Co. Inc.	Hydro Excavation	\$	37,537	\$ 37,537
Hetzel Tile & Marble Inc.	Gilbane C.G. Schmidt Inc.	Hard Tile/Interior Stone Installation	\$	3,633,599	\$ 858,119
Hetzel Tile & Marble Inc.	Benson Industries Inc.	Glass Handrails	\$	423,978	\$ 423,978
Hetzel-Sanfilippo Inc.	Central Ceiling Systems Inc.	Acoustic Ceilings 9D	\$	669,300	\$ 55,744
Hetzel-Sanfilippo Inc.	Gilbane C.G. Schmidt Inc.	Miscellaneous General Conditions	\$	74,893	\$ 67,620
Hetzel-Sanfilippo Inc.	Gilbane C.G. Schmidt Inc.	Mock Up	\$	477,282	\$ 477,282
Hetzel-Sanfilippo Inc.	Thorne Associates Inc.	Framing and Drywall	\$	2,100,000	\$ 1,803,728
Hetzel-Sanfilippo Inc.	Langer Roofing & Sheet Metal Inc.	Labor and Materials	\$	65,000	\$ -
Hiram Power Electric	Staff Electric Co. Inc.	Furnish Electrical Fixtures	\$	30,602	\$ 30,602
Hiram Power Electric	Staff Electric Co. Inc.	Furnish Medium Voltage	\$	10,908	\$ 10,908
Hiram Power Electric	Staff Electric Co. Inc.	Furnish Miscellaneous Materials	\$	154,383	\$ 93,716
House of Stone Inc.	Structures Hardscapes Specialists	Masonry	\$	461,420	\$ 26,745
House of Stone Inc.	Boelter LLC	Stone Tops	\$	525,000	\$ -
House of Stone Inc.	Glenn Rieder Inc.	Furnish and Installation of Quartz and Solid Surface	\$	516,615	\$ -
Hurt Electric Inc.	Staff Electric Co. Inc.	Install and Furnish Distribution and UPS	\$	5,266,292	\$ 4,739,095
Hurt Electric Inc.	Staff Electric Co. Inc.	Fixtures and Lamps	\$	3,210,346	\$ 2,474,629
Hurt Electric Inc.	Pieper Electric Inc.	Install and Furnish Lighting Control System	\$	1,690,073	\$ 135,582
HVA Products Inc.	Grunau Co. Inc.	Fuel Controls	\$	55,815	\$ 38,000
JCP Construction LLC	Gilbane C.G. Schmidt Inc.	Foundation Waterproofing	\$	3,628,800	\$ 3,194,324
JCP Construction LLC	Glenn Rieder Inc.	Onsite Installation Labor	\$	958,381	\$ -
JCP Construction LLC	Thorne Associates Inc.	Framing/Drywall/Labor	\$	2,100,000	\$ 1,866,003
JCP Construction LLC	Boelter LLC	Labor	\$	292,000	\$ 48,879

(CONTINUED ON PAGE 23)

TABLE 4: SBE CONSTRUCTION PROVIDERS (CONTINUED)

SBE FIRM	SUBCONTRACTOR TO	TRADE/DESCRIPTION OF WORK		TOTAL CONTRACT AMOUNT	AMOUNT PAID THROUGH 09/30/2016
JCP Construction LLC	USA Fire Protection Inc.	Professional Services	\$	76,989	\$ 38,664
KMI Construction LLC	C.G. Schmidt Inc.	Masonry	\$	4,150	\$ 4,150
KMI Construction LLC	Gilbane C.G. Schmidt Inc.	Masonry	\$	7,372,075	\$ 5,253,316
Marek Landscaping LLC	Veit & Co. Inc.	Erosion Control	\$	49,352	\$ 49,352
McDowell Construction Corp.	Veit & Co. Inc.	Fencing	\$	77,423	\$ 77,423
McDowell Construction Corp.	Globe Contractors Inc.	Asphalt	\$	98,658	\$ 98,658
McKinley's Corp.	Grunau Co. Inc.	HVAC Demolition	\$	16,400	\$ 16,400
Metropolitan Services Inc.	Globe Contractors Inc.	Traffic Control	\$	151,998	\$ 151,998
Milwaukee Metal Products Co.	Benson Industries Inc.	Fabricators of Embeds and Miscellaneous Metals	\$	361,303	\$ 361,303
Milwaukee Metal Products Co.	Terra Engineering & Construction Corp.	Tieback Bearing Plates	\$	4,692	\$ 4,692
Natural Athletic Turf LLC	Stano Landscaping	Hardscape Restoration	\$	50,850	\$ 50,850
Nexus Pest Solutions	Gilbane C.G. Schmidt Inc.	Pest Control	\$	10,000	\$ 6,182
Nuvo Construction Co. Inc.	C.G. Schmidt Inc.	Concrete	\$	4,550,000	\$ 4,434,162
Nuvo Construction Co. Inc.	Terra Engineering & Construction Corp.	Bulk Cement	\$	128,824	\$ 128,824
P.L. Freeman Co.	Grunau Co. Inc.	HVAC and Plumbing Labor/Supplier	\$	6,186,759	\$ 4,712,131
P.L. Freeman Co.	Terra Engineering & Construction Corp.	Wales	\$	104,848	\$ 104,848
P.L. Freeman Co.	Langer Roofing & Sheet Metal Inc.	Roofing	\$	136,500	\$ 128,776
Price & Sons Inc.	USA Fire Protection Inc.	Material Supplier	\$	747,461	\$ 716,649
Price & Sons Inc.	Staff Electric Co. Inc.	Miscellaneous Supplier	\$	2,186,448	\$ 1,949,374
Rams Contracting Ltd.	Veit & Co. Inc.	Trucking	\$	12,513	\$ 12,513
Rockwell Mechanical LLC	J.F. Ahern Co.	Chiller Procurement/Installation	\$	418,380	\$ 418,380
Rockwell Mechanical LLC	Grunau Co. Inc.	HVAC Labor/Supplier	\$	4,865,885	\$ 3,771,188
Security Officer Services Inc.	Gilbane C.G. Schmidt Inc.	Site Security	\$	195,000	\$ 268,470
Security Officer Services Inc.	Benson Industries Inc.	Site Security	\$	13,650	\$ 9,433
Sonag Ready Mix LLC	C.G. Schmidt Inc.	CIP Concrete	\$	20,846	\$ 20,846
Sonag Ready Mix LLC	Ceco Concrete Construction	Concrete Material	\$	1,064,366	\$ 1,064,366
Sonag Ready Mix LLC	Common Links Construction	Metal Framing, Drywall and Taping	\$	1,017,630	\$ 395,021

(CONTINUED ON PAGE 24)

TABLE 4: SBE CONSTRUCTION PROVIDERS (CONTINUED)

SBE FIRM	SUBCONTRACTOR TO	TRADE/DESCRIPTION OF WORK		TOTAL CONTRACT AMOUNT	AMOUNT PAID THROUGH 09/30/2016
Spann & Associates LLC	Gilbane C.G. Schmidt Inc.	Project Engineering Services	\$	238,555	\$ 291,685
Superior Equipment & Supply Co.	Gilbane C.G. Schmidt Inc.	Ice Maker Supply	\$	134,479	\$ -
Thomas A. Mason Co. Inc.	G3 Technologies Inc.	Floor Installation	\$	1,485,933	\$ -
Thomas A. Mason Co. Inc.	Gilbane C.G. Schmidt Inc.	Soft Flooring	\$	1,965,209	\$ 475,344
Thomas A. Mason Co. Inc.	All-Tech Decorating Co.	Painting	\$	805,040	\$ 377,730
Thomas A. Mason Co. Inc.	All-Tech Decorating Co.	Painting	\$	197,781	\$ -
Thomas A. Mason Co. Inc.	Thorne Associates Inc.	Taping Labor	\$	2,100,000	\$ 1,034,971
Tremmel-Anderson Trucking LLC	New Berlin Grading Inc.	Earthwork	\$	6,025	\$ 6,025
Tremmel-Anderson Trucking LLC	Veit & Co. Inc.	Trucking	\$	244,476	\$ 244,476
Valente Transport Inc.	Veit & Co. Inc.	Trucking/Disposal	\$	828,802	\$ 828,802
Valente Transport Inc.	Veit & Co. Inc.	Trucking	\$	760,581	\$ 760,581
Vizcaino's Trucking LLC	Veit & Co. Inc.	Trucking	\$	20,164	\$ 20,164
Vizcaino's Trucking LLC	Globe Contractors Inc.	Trucking	\$	127,324	\$ 127,324
Vizcaino's Trucking LLC	Veit & Co. Inc.	Trucking	\$	267,734	\$ 267,734
White Glove Environmental	Gilbane C.G. Schmidt Inc.	Cleaning Services	\$	6,500	\$ 4,600
ZS LLC	Gilbane C.G. Schmidt Inc.	Engineering Services	\$	48,640	\$ 48,640
ZS LLC	Novum Structures LLC	Laser Scanning Services	\$	5,470	\$ 5,470
TOTAL SBE CONSTRUCTION PROVIDER PARTICIPATION			\$	118,885,847	\$ 78,826,234
% OF APPLICABLE CONSTRUCTION CONTRACT VALUE AWARDED				32.3%	
% OF APPLICABLE CONSTRUCTION PAYMENTS MADE					33.2%
TOTAL ADJUSTED CONSTRUCTION PROVIDER PARTICIPATION			\$	367,787,167	\$ 237,079,227

SECTION 4

RESIDENTS PREFERENCE PROGRAM

We are committed to improving the lives
of families in Southeastern Wisconsin.

Residents Preference Program Participation

The City of Milwaukee Residents Preference Program connects unemployed or underemployed residents with good-paying jobs. Northwestern Mutual has committed to improving the lives of families in

southeastern Wisconsin through its employee volunteer efforts and Northwestern Mutual Foundation giving. Our participation in RPP is just another example of our leadership in strengthening our hometown community.

TABLE 5: RPP PARTICIPATION LEVEL

Start of Project through Sept. 30, 2016

TOTAL CONSTRUCTION HOURS			1,306,490
	GOAL	ACTUAL	STATUS
RPP Participation Percentage	40.0%	45.6%	+5.6
RPP Construction Hours	522,596	595,840	+73,243



CONTRACT HOURS WORKED

RPP construction hours worked represent 45.6% of all construction hours through Sept. 30, 2016.

RPP participation is 73,243 hours ahead of goal.

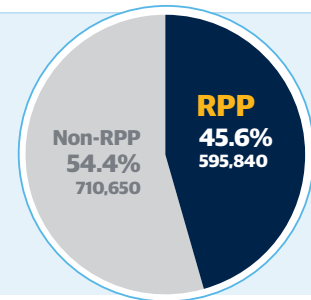


TABLE 6: RPP PARTICIPATION – EXCLUDING NON-WISCONSIN RESIDENTS

Start of Project through Sept. 30, 2016

TOTAL CONSTRUCTION HOURS WORKED		1,306,490
Less Hours Worked by Non-Wisconsin Residents		(108,179)
Construction Hours Worked by Wisconsin Residents Only		1,198,311
RPP Construction Hours		595,840
RPP Participation Percentage (excluding non-Wisconsin residents)		49.7%

If the number of non-Wisconsin resident hours is subtracted from the total number of hours worked, RPP participation increases to 49.7 percent. While we are reporting 45.6 percent participation for the third quarter of 2016, 49.7 percent aligns with the City's requirement.

Milwaukee Code of Ordinances (MCO) Section 355-7(1)(a) notes that for the purpose of calculating RPP participation "... 'worker hours'... excludes the number of hours of work performed by all non-Wisconsin residents."

Numerical data presented in separate tables may differ slightly due to rounding.

TABLE 7: RPP PARTICIPATION BY CONTRACTOR

CONTRACTOR	TRADE	ON-SITE CONSTRUCTION HOURS THROUGH 09/30/2016			
		Projected RPP%	Total Hours	RPP Hours	RPP%
All-Tech Decorating Co.	Painting	40.0%	2,018.5	0.0	0.0%
APW	Acoustic Screen Wall	40.0%	387.8	169.8	43.8%
Arrow-Crete Construction LLC	Concrete	66.7%	513.8	249.5	48.6%
Arteaga Construction Inc.	Crane Rental	0.0%	8.0	8.0	100.0%
Arteaga Construction Inc.	Crane Rental	0.0%	4,281.5	2,584.5	60.4%
Belonger Corp.	Interior HVAC	0.0%	7,202.5	4,263.0	59.2%
Best Erectors Inc.	Ironwork	0.0%	8,156.0	4,979.5	61.1%
Best Erectors Inc.	Miscellaneous Metals	0.0%	13,335.5	6,132.3	46.0%
Best Erectors Inc.	Ironwork	0.0%	1,184.0	597.5	50.5%
Black Sand Trucking	Trucking	0.0%	36.5	0.0	0.0%
Bohmann & Vick Inc.	Plumbing	39.3%	2,666.5	711.5	26.7%
Brand Energy Services	Specialty Services	0.0%	4,304.0	1,489.0	34.6%
Budnik & Sons Inc.	Trucking	0.0%	318.8	0.0	0.0%
C. LaShell Trucking	Trucking	0.0%	23.8	0.0	0.0%
C. LaShell Trucking	Trucking	0.0%	29.0	0.0	0.0%
C.G. Schmidt Inc.	General Contractors/Demo	20.0%	1,048.0	471.5	45.0%
C.G. Schmidt Inc.	Site Concrete	40.0%	93,142.0	45,909.5	49.3%
C.G. Schmidt Inc.	Carpentry	40.0%	7,829.5	4,432.0	56.6%
Ceco Concrete Construction LLC	Concrete Area D Core	40.0%	34,465.0	5,934.0	17.2%
Central Ceilings Systems Inc.	Tile Setter	40.0%	4,511.0	1,514.5	33.6%
Central Ceilings Systems Inc.	Tile Setter	0.0%	44.5	0.0	0.0%
Central Ceilings Systems Inc.	Tile Setter	0.0%	109.5	84.5	77.2%
Chenery Brothers Inc.	Waterproofing	0.0%	69.0	0.0	0.0%
Chilstrom Erecting Corp.	CIP Concrete	0.0%	61.0	61.0	100.0%
Chilstrom Erecting Corp.	Erecting	0.0%	44.0	16.0	36.4%
Choice Construction Co. Inc.	Rebar Installation	40.0%	16,850.0	7,022.0	41.7%
Choice Construction Co. Inc.	Steel Erection	42.0%	27,228.3	5,582.3	20.5%
Choice Construction Co. Inc.	Welded Wire Fabric Reinforcing	40.0%	31,222.0	12,387.5	39.7%
Clean Cut Tree Service Inc.	Landscaping	0.0%	64.0	0.0	0.0%
Cleveland Marble Co.	Stone Installation	40.0%	10,578.5	2,253.0	21.3%
Common Links Construction LLC	Stud and Drywall	0.0%	7,647.5	5,005.5	65.5%
Con-Cor Co. Inc.	Sawing	0.0%	23.3	0.0	0.0%
Con-Cor Co. Inc.	Concrete Coring	0.0%	144.8	0.0	0.0%
Con-Cor Co. Inc.	Sawing	50.0%	43.8	27.3	62.3%
Con-Cor Co. Inc.	Labor and Material Coring	0.0%	71.5	0.0	0.0%
Construction Supply & Erection	Steel Erection	38.8%	71,291.8	20,382.8	28.6%
Dairyland Electric Co. Inc.	Electrical	100.0%	233.0	233.0	100.0%
Dairyland Electric Co. Inc.	Electrical	0.0%	464.0	464.0	100.0%

(CONTINUED ON PAGE 28)

TABLE 7: RPP PARTICIPATION BY CONTRACTOR (CONTINUED)

CONTRACTOR	TRADE	ON-SITE CONSTRUCTION HOURS THROUGH 09/30/2016			
		Projected RPP%	Total Hours	RPP Hours	RPP%
Dairyland Electric Co. Inc.	Electrical	0.0%	4,978.8	2,852.3	57.3%
Dairyland Electric Co. Inc.	Electrical	0.0%	13,578.3	11,587.0	85.3%
Dairyland Electric Co. Inc.	Telecom	0.0%	3,513.8	2,290.3	65.2%
Dairyland Electric Co. Inc.	Electrical	0.0%	8,903.3	6,690.3	75.1%
Dairyland Electric Co. Inc.	Electrical	0.0%	977.5	977.5	100.0%
Daniels Inc.	Trucking	0.0%	7.3	0.0	0.0%
Dnesco Electric Inc.	Electrical	0.0%	110.0	0.0	0.0%
Doral Corp.	Industrial Fabrication, Machinery Moving and Rigging	0.0%	664.5	154.5	23.3%
Duwe Metal Products Inc.	Acoustic Screen Wall	0.0%	16.0	0.0	0.0%
Duwe Metal Products Inc.	Mock Up	0.0%	47.5	0.0	0.0%
Duwe Metal Products Inc.	Site Installation Labor	0.0%	53,818.8	23,410.3	43.5%
Eco-Building & Forestry LLC	Landscaping	0.0%	892.1	471.0	52.8%
EKG Trucking LLC	Trucking and Permits	70.0%	1,807.5	1,807.5	100.0%
Elite Enviornmental Service	Tank Cleaning	0.0%	12.3	0.0	0.0%
Faust Co. Inc.	Utility Disconnects	0.0%	118.0	36.0	30.5%
Flores Contracting	Erosion Control	0.0%	10.0	0.0	0.0%
Gilbane C.G. Schmidt Inc.	General Contractors	40.2%	49,042.5	19,314.0	39.4%
Globe Contractors Inc.	General Contractors	15.0%	4,997.5	1,672.0	33.5%
Gordon Solutions LLC	Window Installation	0.0%	72.0	72.0	100.0%
Gorman & Son Inc.	Trucking	0.0%	100.0	0.0	0.0%
Greg Rouse Trucking	Trucking	0.0%	528.8	409.3	77.4%
Greg Rouse Trucking	Trucking	0.0%	443.8	379.3	85.5%
GRO Horticultural Enterprises	Landscaping	0.0%	182.3	0.0	0.0%
Grunau Co. Inc.	Plumbing	40.0%	130,831.3	49,032.0	37.5%
Grunau Co. Inc.	Plumbing	40.0%	117.0	0.0	0.0%
G3 Technologies Inc.	Custom Solutions	0.0%	760.5	0.0	0.0%
H & M Stainless	Uncrate, Set in Place Kitchen Equipment	0.0%	247.5	116.5	47.1%
Hawk Construction LLC	Foundations and Helical Piers	0.0%	161.8	0.0	0.0%
Hetzel Tile & Marble Inc.	Hard Tile/Interior Stone Installation	0.0%	4,505.5	1,200.5	26.6%
Hetzel Tile & Marble Inc.	Tile Setter	0.0%	122.0	0.0	0.0%
Hetzel-Sanfilippo Inc.	Framing and Drywall	48.3%	24,289.3	9,006.5	37.1%
Hetzel-Sanfilippo Inc.	Miscellaneous General Conditions	33.3%	641.0	203.5	31.7%
Hetzel-Sanfilippo Inc.	Mock Up	42.6%	1,000.5	470.5	47.0%
Hetzel-Sanfilippo Inc.	Carpentry	40.0%	2,529.5	1,111.5	43.9%
Hetzel-Sanfilippo Inc.	Miscellaneous General Conditions	0.0%	1,501.5	704.0	46.9%

(CONTINUED ON PAGE 29)

TABLE 7: RPP PARTICIPATION BY CONTRACTOR (CONTINUED)

CONTRACTOR	TRADE	ONSITE CONSTRUCTION HOURS THROUGH 09/30/2016			
		Projected RPP%	Total Hours	RPP Hours	RPP%
Hetzel-Sanfilippo Inc.	Acoustical Ceilings 9D	0.0%	591.5	232.0	39.2%
High Voltage Maintenance	Electrical	0.0%	73.5	0.0	0.0%
Hurt Electric Inc.	Electrical	0.0%	15,759.3	7,355.0	46.7%
Hurt Electric Inc.	Electrical	0.0%	472.0	0.0	0.0%
Institutional Equipment Inc.	Woodwork	0.0%	108.5	0.0	0.0%
Insulation Industries Inc.	HVAC Labor/Material	0.0%	24,294.5	10,618.5	43.7%
Integrity Environmental	Asbestos Abatement	80.9%	2,544.5	2,397.5	94.2%
J & J Contracting LLC	Waste Removal	40.0%	683.0	451.0	66.0%
J.F. Ahern Co.	Mechanical/Plumbing	40.9%	2,614.7	722.5	27.6%
J.T. Farina Enterprises LLC	Trucking	0.0%	733.3	395.5	53.9%
J.T. Farina Enterprises LLC	Trucking	0.0%	666.0	402.5	60.4%
JCP Construction LLC	Foundation Waterproofing	42.1%	4,272.0	4,176.3	97.8%
JCP Construction LLC	Carpentry	0.0%	26,797.5	13,649.0	50.9%
JCP Construction LLC	Kitchen Equipment Install	0.0%	1,066.0	670.0	62.9%
JCP Construction LLC	Millwork	0.0%	1,020.5	89.0	8.7%
JCP Construction LLC	Fire Protection	0.0%	343.3	343.3	100.0%
Kay & Sons LLC	Carpentry	40.0%	22.0	0.0	0.0%
Klein-Dickert Milwaukee Inc.	Glass	0.0%	827.0	212.5	25.7%
KMI Construction LLC	Masonry	40.0%	25,568.5	10,297.0	40.3%
KMI Construction LLC	Masonry	40.0%	52.0	0.0	0.0%
Langer Roofing & Sheet Metal Inc.	Roofing	40.0%	10,071.5	2,954.3	29.3%
M. Peters Trucking Inc.	Trucking	0.0%	162.5	0.0	0.0%
Marek Landscaping LLC	Erosion Control	44.6%	22.5	0.0	0.0%
Marshall Erecting Inc.	Electrical	0.0%	71.0	19.5	27.5%
McDowell Construction Corp.	Asphalt	66.7%	370.0	260.0	70.3%
McDowell Construction Corp.	Fencing	0.0%	196.0	177.0	90.3%
McKinley's Corp.	HVAC Demolition	0.0%	222.0	171.0	77.0%
Midwest Drilled Foundations & Engineering Inc.	Helical Piers	50.0%	242.0	118.5	49.0%
Milwaukee Plate Glass Co.	Commercial and Residential Glass Products	0.0%	72.0	0.0	0.0%
Mittelstadt LLC	Trucking	0.0%	13.5	0.0	0.0%
Morrow Equipment Company	Millwright	0.0%	395.3	0.0	0.0%
Munson Inc.	Fencing	40.2%	1,790.5	99.3	5.5%
Munson Inc.	Fencing	40.0%	69.0	0.0	0.0%
Natural Athletic Turf LLC	Hardscape Restoration	45.6%	438.3	94.3	21.5%
New Berlin Grading Inc.	Excavating	50.0%	181.5	89.5	49.3%
Northway Fencing Inc.	Fencing	0.0%	24.0	16.0	66.7%
Pieper Electric	Electrical	0.0%	11,598.0	4,249.5	36.6%
P. J. Trucking Inc.	Trucking	0.0%	8.3	0.0	0.0%

(CONTINUED ON PAGE 30)

TABLE 7: RPP PARTICIPATION BY CONTRACTOR (CONTINUED)

CONTRACTOR	TRADE	ONSITE CONSTRUCTION HOURS THROUGH 09/30/2016			
		Projected RPP%	Total Hours	RPP Hours	RPP%
P.L. Freeman Co.	HVAC Labor/Material	0.0%	10,176.3	4,788.8	47.1%
P.L. Freeman Co.	HVAC Labor/Material	0.0%	2,044.5	2,044.5	100.0%
Platt Construction	Site Concrete	0.0%	997.5	438.5	44.0%
Precise Excavating LLC	Excavating	0.0%	110.0	0.0	0.0%
Rams Contracting Ltd.	Trucking	0.0%	172.8	126.3	73.1%
Renegade Trucking LLC	Trucking	0.0%	489.8	489.8	100.0%
Renegade Trucking LLC	Trucking	0.0%	528.0	484.8	91.8%
Reynolds Rigging & Crane Service Inc.	Crane Rental	0.0%	1,808.9	0.0	0.0%
Reynolds Rigging & Crane Service Inc.	Millwright	0.0%	577.0	0.0	0.0%
Reynolds Rigging & Crane Service Inc.	Crane Rental	0.0%	936.5	0.0	0.0%
Reynolds Rigging & Crane Service Inc.	Crane Rental	0.0%	30.8	0.0	0.0%
Reynolds Rigging & Crane Service Inc.	Crane Rental	0.0%	145.0	0.0	0.0%
Rockwell Mechanical LLC	HVAC Supplier/Labor	0.0%	5,256.5	4,948.0	94.1%
Rockwell Mechanical LLC	Chiller Procurement/ Installation	0.0%	119.0	119.0	100.0%
S.J. Stanley Trucking Inc.	Trucking	0.0%	317.5	18.5	5.8%
Schlarb Contractors	Trucking	0.0%	2,021.3	530.3	26.2%
Schlarb Contractors	Trucking	0.0%	4,306.5	1,239.8	28.8%
Security Officer Services Inc.	Site Security	40.0%	16,490.6	15,017.9	91.1%
Smithsonian Materials	Trucking	0.0%	14.0	14.0	100.0%
Smithsonian Materials	Trucking	0.0%	80.8	80.8	100.0%
Sonag Ready Mix LLC	Concrete Supplier	0.0%	3,383.5	1,475.0	43.6%
Specialty Finishes Inc.	Millwork	0.0%	2,598.0	0.0	0.0%
Staff Electric Co. Inc.	Electrical	40.8%	5,038.5	2,072.0	41.1%
Staff Electric Co. Inc.	Electrical	70.5%	727.0	331.5	45.6%
Staff Electric Co. Inc.	Electrical	50.0%	68.5	68.5	100.0%
Staff Electric Co. Inc.	Electrical	50.0%	121,974.0	65,554.8	53.7%
Staff Electric Co. Inc.	Electrical	0.0%	3,197.3	2,747.8	85.9%
Stano Landscaping	Hardscape Restoration	0.0%	20.3	0.0	0.0%
State Painting Co.	Painting	0.0%	160.0	0.0	0.0%
Still Trucking	Trucking	0.0%	90.3	0.0	0.0%
Structures Hardscapes Specialists Inc.	Landscaping	0.0%	936.0	303.0	32.4%
T & T Tree Services LLC	Landscaping	0.0%	45.0	0.0	0.0%
Terra Engineering & Construction Corp.	Sheeting	0.0%	14,503.0	2,159.0	14.9%
Thomas A. Mason Co. Inc.	Taping	0.0%	22.5	8.0	35.6%
Thomas A. Mason Co. Inc.	Painting	0.0%	5,135.5	4,801.5	93.5%
Thomas A. Mason Co. Inc.	Taping	0.0%	17,758.0	7,187.5	40.5%
Thomas A. Mason Co. Inc.	Taping	0.0%	94.5	0.0	0.0%
Thomas A. Mason Co. Inc.	Taping	0.0%	6,182.8	4,322.8	69.9%

(CONTINUED ON PAGE 31)

TABLE 7: RPP PARTICIPATION BY CONTRACTOR (CONTINUED)

CONTRACTOR	TRADE	ONSITE CONSTRUCTION HOURS THROUGH 09/30/2016			
		Projected RPP%	Total Hours	RPP Hours	RPP%
Thomas A. Mason Co. Inc.	Taping	0.0%	7.0	7.0	100.0%
Thorne Associates Inc.	Drywall	29.6%	42,457.0	0.0	0.0%
Titan Building Co.	Carpentry	0.0%	551.0	130.5	23.7%
Tom's Truck Service	Trucking	0.0%	306.3	306.3	100.0%
Tom's Truck Service	Trucking	0.0%	205.5	205.5	100.0%
Treescares Inc.	Landscaping	0.0%	8.8	0.0	0.0%
Tremmel-Anderson Trucking LLC	Trucking	0.0%	2,044.3	799.8	39.1%
Tri Star Mechanical	HVAC	0.0%	2,663.5	747.5	28.1%
Triada Employment Services LLC	Assembly Work	0.0%	109,858.3	94,350.0	85.9%
United Steel Works Inc.	Specialty Glazing in the Atrium	0.0%	23,083.0	8,782.0	38.0%
USA Fire Protection Inc.	Fire Protection	40.0%	15,807.9	6,204.6	39.2%
Valente Transport Inc.	Trucking	42.4%	466.8	154.5	33.1%
Valente Transport Inc.	Trucking/Disposal	0.0%	838.3	630.8	75.2%
Vandalae Services Inc.	Trucking	0.0%	43.0	0.0	0.0%
Veit & Co. Inc.	Earthwork	39.3%	28,085.3	14,116.5	50.3%
Veit & Co. Inc.	General Contractors	40.0%	29,679.5	13,812.5	46.5%
Veteran's Truck Line Inc.	Trucking	0.0%	63.0	0.0	0.0%
Vizcaino's Trucking LLC	Trucking	90.0%	1,063.5	1,000.8	94.1%
Weyker Excavating LLC	Trucking	0.0%	23.5	0.0	0.0%
Wilkin Insulation Co.	Fireproofing	30.0%	21,408.0	6,026.5	28.2%
Wisconsin Terrazzo & Tile	Tile Setter	0.0%	1,213.5	0.0	0.0%
Zien Inc.	Mechanical	0.0%	418.0	0.0	0.0%
PROJECT TOTALS		40.0%	1,306,490.8	595,839.6	45.6%

Joe Torres, after working in construction for four years, was out of work when the tile and terrazzo layers union called him about a potential marble job. He's now an apprentice tile setter working for Wisconsin Terrazzo & Tile on floors in The Tower and Commons.

Before construction, Joe worked as an over-the-road-trucker, making good money but spending too much time away from family. When he was in between trucking jobs one day, a friend who was a journeyman tile setter asked Joe to help him out. "My friend's union steward came in

to check on him the next day, saw my hustle and tried to sign me up right there," said Joe.

The former trucker headed off to the Wisconsin Regional Training Partnership/BIG STEP, where he received training and attained Residents Preference Program certification. Now his work on The Tower and Commons is helping pay the bills and giving him hope. "Wisconsin is really picking up, and there's going to be a lot of building going on here," Joe said. "If it wasn't for BIG STEP and the union, I'd still be driving a truck, so I'm grateful."



TABLE 8: RPP PARTICIPATION BY TRADE

TRADE	NUMBER OF RPP WORKERS	ZIP CODE	TOTAL RPP HOURS THROUGH 09/30/2016
Asbestos Abatement Worker (14)	7	53204	945.0
	6	53215	1,145.5
	1	53234	307.0
Bricklayer (14)	1	53204	881.5
	1	53207	314.0
	1	53208	891.5
	1	53209	767.5
	1	53210	23.0
	1	53213	1,067.5
	1	53214	192.0
	3	53218	2,264.5
	1	53219	1,410.0
	1	53223	1,122.0
	1	53225	159.5
	1	53227	606.5
Carpenter & Soft Floor Layer (78)	1	53201	261.0
	1	53202	1,914.5
	2	53204	2,546.3
	3	53206	3,811.5
	1	53207	95.5
	4	53208	2,296.0
	6	53209	914.5
	5	53210	964.5
	2	53211	2,395.0
	3	53212	1,077.5
	1	53213	3,495.5
	10	53215	7,777.8
	2	53216	1,971.0
	7	53218	3,579.3
	4	53219	4,506.0
	11	53221	7,488.0
	4	53222	4,313.5
	2	53223	4,188.5
	3	53224	5,265.0
	3	53225	1,359.0
Cement Mason/Concrete Finisher (15)	1	53227	3,189.5
	2	53233	3,692.0
	1	53205	1,559.0

(CONTINUED ON PAGE 33)

TABLE 8: RPP PARTICIPATION BY TRADE (CONTINUED)

TRADE	NUMBER OF RPP WORKERS	ZIP CODE	TOTAL RPP HOURS THROUGH 09/30/2016
	2	53206	174.5
	3	53207	1,480.0
	1	53209	2,427.5
	1	53215	1,009.0
	3	53219	2,996.5
	1	53221	212.0
	1	53222	118.5
	1	53223	667.0
	1	53224	2,597.0
Drywall Taper or Finisher (16)	1	53202	22.0
	6	53204	3,790.0
	1	53206	872.0
	1	53208	30.0
	6	53215	3,651.0
	1	53220	529.5
Electrician (65)	1	53202	4,012.8
	1	53204	123.0
	1	53205	1,820.0
	1	53206	624.0
	5	53207	5,993.5
	4	53208	4,794.3
	4	53209	4,705.0
	5	53210	6,005.8
	3	53212	1,099.0
	7	53215	5,912.5
	6	53216	8,549.8
	6	53218	8,688.3
	6	53219	7,707.3
	4	53220	8,317.0
	6	53221	10,119.3
	1	53222	2,211.5
	1	53223	1,345.0
	2	53224	1,254.0
	1	53225	728.5
Fence Erector (4)	2	53204	102.5
	1	53218	99.3
	1	53220	90.5
General Laborer (226)	1	53202	9.0

(CONTINUED ON PAGE 34)

TABLE 8: RPP PARTICIPATION BY TRADE (CONTINUED)

TRADE	NUMBER OF RPP WORKERS	ZIP CODE	TOTAL RPP HOURS THROUGH 09/30/2016
	1	53203	453.0
	17	53204	8,482.5
	9	53205	10,327.0
	20	53206	12,636.9
	11	53207	6,823.8
	7	53208	4,687.0
	20	53209	17,518.3
	12	53210	7,108.0
	3	53211	1,161.0
	14	53212	16,374.3
	2	53213	1,305.0
	3	53214	4,031.0
	12	53215	5,680.3
	21	53216	15,448.0
	25	53218	13,762.5
	8	53219	6,747.3
	3	53220	2,080.0
	7	53221	8,549.0
	8	53222	3,825.8
	6	53223	2,830.3
	5	53224	6,218.3
	9	53225	8,634.3
	1	53228	944.5
	1	53233	70.0
Glazier (5)	1	53209	60.8
	1	53215	72.0
	1	53220	151.8
	1	53228	36.5
	1	53233	1,713.0
Heat or Frost Insulator (10)	2	53204	3,820.0
	1	53207	371.5
	1	53213	801.0
	2	53215	1,156.5
	1	53216	1,705.0
	1	53219	166.5
	1	53221	1,375.5
	1	53227	1,222.5
Heavy Equipment Operator (15)	2	53207	576.0

(CONTINUED ON PAGE 35)

TABLE 8: RPP PARTICIPATION BY TRADE (CONTINUED)

TRADE	NUMBER OF RPP WORKERS	ZIP CODE	TOTAL RPP HOURS THROUGH 09/30/2016
	1	53209	16.0
	2	53211	2,734.5
	2	53212	449.0
	1	53215	980.5
	1	53218	850.0
	2	53219	2,330.0
	2	53222	652.0
	1	53224	252.5
	1	53225	3,090.5
Ironworker (76)	1	53202	1,161.3
	5	53204	8,935.8
	2	53205	112.5
	6	53206	6,779.5
	5	53207	1,888.0
	5	53208	4,501.8
	5	53209	4,838.0
	3	53210	2,510.3
	2	53211	1,872.5
	2	53212	2,671.0
	1	53213	781.0
	8	53215	11,502.3
	1	53216	57.0
	4	53218	6,764.5
	5	53219	6,144.3
	3	53220	3,876.3
	7	53221	7,918.7
	2	53222	2,273.0
	1	53223	732.0
	6	53225	8,021.5
	1	53228	1,440.0
	1	53233	1,352.5
Landscaper (3)	1	53204	94.3
	1	53218	238.5
	1	53223	232.5
Painter/Sprayer (13)	2	53204	128.0
	3	53207	145.0
	1	53208	982.0
	1	53210	731.0

(CONTINUED ON PAGE 36)

TABLE 8: RPP PARTICIPATION BY TRADE (CONTINUED)

TRADE	NUMBER OF RPP WORKERS	ZIP CODE	TOTAL RPP HOURS THROUGH 09/30/2016
	1	53212	16.0
	1	53214	1,143.0
	3	53216	979.0
	1	53224	847.5
Pipefitter (3)	1	53207	54.5
	1	53216	586.0
	1	53225	16.0
Plasterer (1)	1	53225	2,317.5
Plumber (17)	1	53204	2,658.3
	1	53208	2,199.0
	2	53209	1,118.8
	2	53211	2,240.8
	1	53212	1,586.0
	2	53215	1,160.3
	1	53216	1,313.5
	1	53218	590.5
	1	53220	36.0
	1	53222	1,961.5
	1	53224	722.0
	3	53225	3,001.8
Roofer (8)	1	53204	44.5
	1	53207	1,509.5
	1	53210	1,024.0
	1	53216	179.0
	1	53223	1,343.5
	1	53224	37.5
	1	53225	44.0
	1	53228	804.0
Security (25)	2	53205	419.0
	3	53206	1,337.2
	3	53208	4,605.1
	2	53212	1,701.3
	1	53215	1,882.7
	6	53216	2,852.8
	2	53218	207.3
	1	53220	313.0
	1	53224	126.0
	4	53225	1,573.5

(CONTINUED ON PAGE 37)

TABLE 8: RPP PARTICIPATION BY TRADE (CONTINUED)

TRADE	NUMBER OF RPP WORKERS	ZIP CODE	TOTAL RPP HOURS THROUGH 09/30/2016
Sheet Metal Worker (27)	1	53202	9.0
	2	53206	456.3
	4	53207	3,000.0
	1	53210	170.0
	3	53212	2,011.3
	2	53215	2,243.5
	5	53218	2,887.8
	2	53220	3,173.3
	2	53221	1,610.0
	1	53222	2,760.5
	1	53224	1,456.0
	1	53226	23.5
	2	53227	2,704.3
Sprinkler Fitter (4)	1	53208	2,347.0
	1	53211	558.6
	1	53220	2,039.0
	1	53223	1,260.0
Steamfitter (24)	1	53204	2,132.5
	3	53207	3,942.5
	2	53212	2,753.0
	1	53213	1,987.3
	2	53214	3,340.5
	1	53215	1,043.5
	1	53218	574.0
	3	53219	1,289.5
	4	53221	1,989.0
	1	53222	1,238.8
	1	53224	543.0
	2	53225	1,703.5
	1	53227	1,510.0
	1	53228	1,034.3
Technician (26)	1	53204	1,553.5
	1	53207	817.8
	1	53208	260.0
	2	53209	1,622.8
	2	53212	2,926.0
	1	53213	32.0
	2	53214	1,340.5

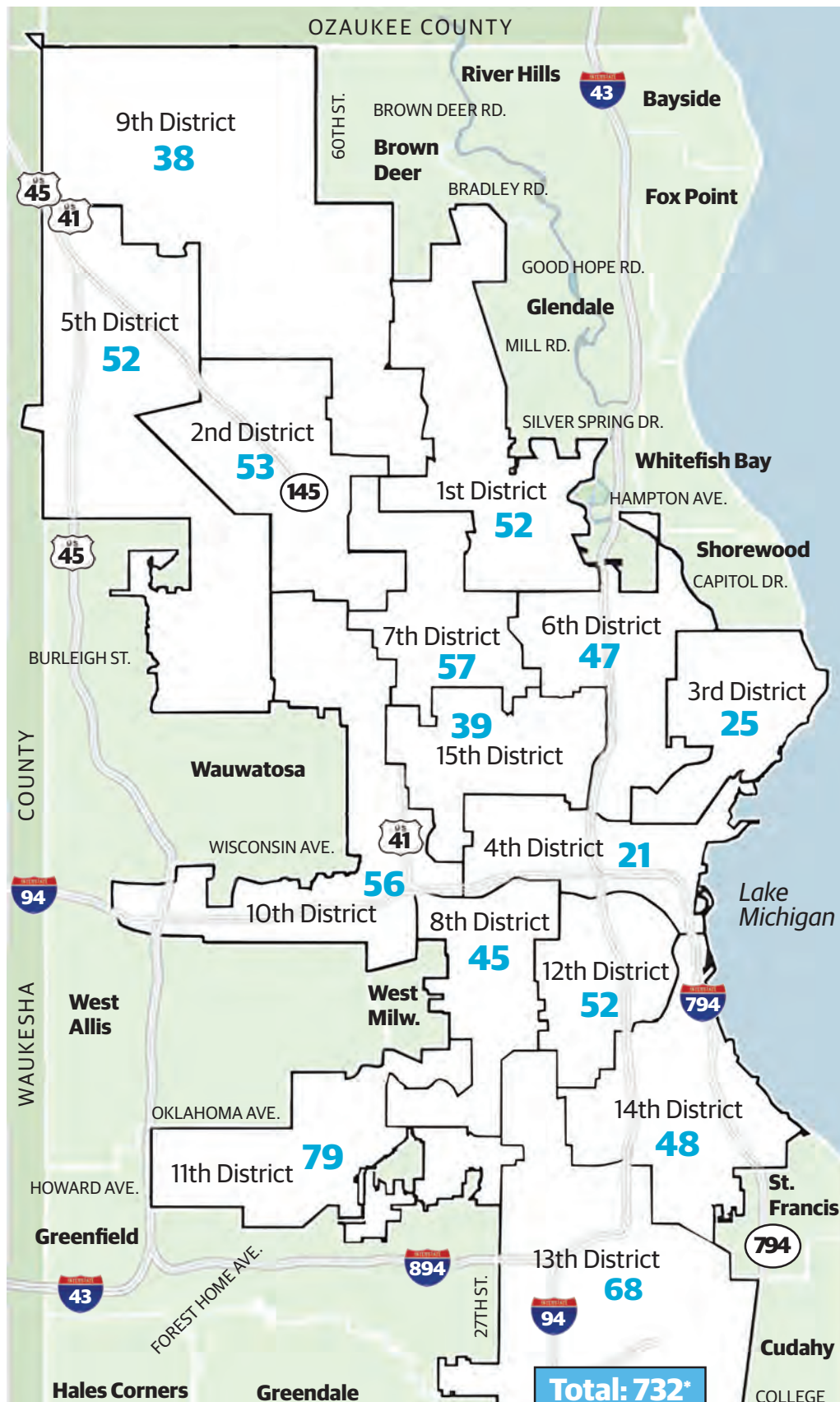
(CONTINUED ON PAGE 38)

TABLE 8: RPP PARTICIPATION BY TRADE (CONTINUED)

TRADE	NUMBER OF RPP WORKERS	ZIP CODE	TOTAL RPP HOURS THROUGH 09/30/2016
	3	53215	3,767.5
	2	53216	834.3
	2	53218	1,310.0
	4	53221	2,154.5
	2	53222	2,598.0
	1	53223	688.5
	1	53224	278.0
	1	53227	427.5
Tile Layer (8)	1	53202	386.0
	1	53208	657.8
	2	53209	470.5
	1	53212	759.5
	1	53219	24.8
	1	53221	349.0
	1	53225	152.0
Truck Driver (49)	2	53204	72.3
	2	53207	422.0
	3	53209	180.0
	2	53210	283.8
	2	53214	92.0
	14	53215	2,887.0
	2	53218	422.8
	5	53219	1,822.8
	7	53221	603.5
	2	53222	281.8
	6	53223	1,800.0
	2	53224	607.8
TOTAL	746*		595,839.5

*BECAUSE WORKERS MAY WORK IN MORE THAN ONE TRADE, THE TOTAL NUMBER LISTED HERE IS HIGHER THAN THE ACTUAL NUMBER. THE CONFIRMED NUMBER OF WORKERS EMPLOYED THROUGH THE RESIDENTS PREFERENCE PROGRAM IS 723.

DISTRIBUTION OF RPP-CERTIFIED WORKERS BY MILWAUKEE ALDERMANIC DISTRICT AS OF SEPT. 30, 2016



*THE CONFIRMED NUMBER OF WORKERS EMPLOYED THROUGH THE RESIDENTS PREFERENCE PROGRAM IS 723. WORKERS WHO MOVED DURING THE PROJECT MAY BE COUNTED IN MORE THAN ONE DISTRICT.

SECTION 5

APPRENTICESHIP PROGRAM

We are committed to helping Milwaukee residents get a jump-start in their careers.

Apprenticeship Participation

Northwestern Mutual includes apprenticeship requirements in its construction contracts. Apprenticeships combine classroom instruction with on-the-job learning while working on construction projects under the supervision of experienced journey workers. The availability of construction apprenticeships varies by trade, employer and market fluctuations.

Contractors on The Tower and Commons project are asked to maximize the number of apprentices utilized in accordance with guidelines issued by the Wisconsin Department of Workforce Development. The table below includes only those trades considered apprenticeable in the state of Wisconsin.

TABLE 9: APPRENTICESHIP STATUS

Through Sept. 30, 2016

TRADE	JOURNEYPERSONS	APPRENTICES	SUBJOURNEYPERSONS	UNION LOCAL NO.
Bricklayer	39	6	0	8
Carpenter & Soft Floor Layer	358	20	0	161
Cement Mason/Concrete Finisher	44	7	0	599
Drywall Taper or Finisher	64	0	0	7
Electrician	172	15	0	494
General Laborer	470	11	0	113
Glazier	18	1	0	1204
Heat or Frost Insulator	34	7	0	19
Heavy Equipment Operator	127	11	0	139
Ironworker	249	57	0	8
Millwright	9	2	0	1056
Painter/Sprayer	31	0	0	7
Piledriver	7	0	0	2337
Pipefitter	21	6	0	183
Plasterer	11	0	0	599
Plumber	52	12	0	75
Roofer	37	0	1	65
Sheet Metal Worker	75	11	6	18
Sprinkler Fitter	15	2	0	183
Steamfitter	53	8	6	601
Teledata Communications	43	0	0	494
Tile Layer	49	5	0	5
Tuck Pointers	9	0	0	599
TOTALS	1,987	181	13	

* Journeypersons sometimes work in more than one trade.

