

Fax

To:	Historic Preservation Commission	From:	Claudia Henley c/o Greater Utopian Church
Fax:	1-414-286-3004	Pages:	6 (Including Cover)
Phone:	1-414-286-5722	Date:	1/23/2017
Re:	Certificate of Appropriateness for New Front doors		

Dear HPC,

I am faxing information for installation of new front doors for Greater Utopian Church. Please feel free to contact the contractor Pete Acker or myself for additional information.

Thank you,
Claudia Henley
414-236-7127

Peter Acker
414-672-2200



CERTIFICATE OF APPROPRIATENESS APPLICATION FORM

Incomplete applications will not be processed for Commission review.
Please print legibly.

1. HISTORIC NAME OF PROPERTY OR HISTORIC DISTRICT: (if known)
CONCORDIA LOCAL HISTORIC DISTRICT
ADDRESS OF PROPERTY:
2925 WEST STATE STREET, MILW 53208
2. NAME AND ADDRESS OF OWNER:
Name(s): GREATER UTOPIAN CHURCH
Address: 2925 WEST STATE STREET,
City: MILWAUKEE State: WI ZIP: 53208
Email: Chenley@badgermeter.com
Telephone number (area code & number) Daytime: 414 236 7127 Evening: SAME
3. APPLICANT, AGENT OR CONTRACTOR: (if different from owner)
Name(s): CLAUDIA HENLEY
Address: 3947 N. 12th street
City: MILWAUKEE State: WI ZIP Code: 53206
Email: Chenley@badgermeter.com
Telephone number (area code & number) Daytime: 414 236 7127 Evening: SAME
4. ATTACHMENTS: (Because projects can vary in size and scope, please call the HPC Office at 414-286-5712 for submittal requirements)
 - A. REQUIRED FOR MAJOR PROJECTS:
 - ☐ Photographs of affected areas & all sides of the building (annotated photos recommended)
 - ☒ Sketches and Elevation Drawings (1 full size and 1 reduced to 11" x 17" or 8 1/2" x 11")
A digital copy of the photos and drawings is also requested.
 - ☒ Material and Design Specifications (see next page)
 - B. NEW CONSTRUCTION ALSO REQUIRES:
 - ☐ Floor Plans (1 full size and 1 reduced to a maximum of 11" x 17")
 - ☐ Site Plan showing location of project and adjoining structures and fences


PLEASE NOTE: **YOUR APPLICATION CANNOT BE PROCESSED UNLESS
BOTH PAGES OF THIS FORM ARE PROPERLY COMPLETED
AND SIGNED.**

5. DESCRIPTION OF PROJECT:

Tell us what you want to do. Describe all proposed work including materials, design, and dimensions. Additional pages may be attached.

Replacing front glass doors
with solid wood doors

6. SIGNATURE OF APPLICANT:


Signature

CLAUDIA L HENLEY
Please print or type name

01-23-17
Date

This form and all supporting documentation **MUST** arrive by 12:00 noon on the deadline date established to be considered at the next Historic Preservation Commission Meeting. Any information not provided to staff in advance of the meeting will not be considered by the Commission during their deliberation. Please call if you have any questions and staff will assist you.

Hand Deliver or Mail Form to:
Historic Preservation Commission
City Clerk's Office
200 E. Wells St. Room B-4
Milwaukee, WI 53202

PHONE: (414) 286-5722

FAX: (414) 286-3004

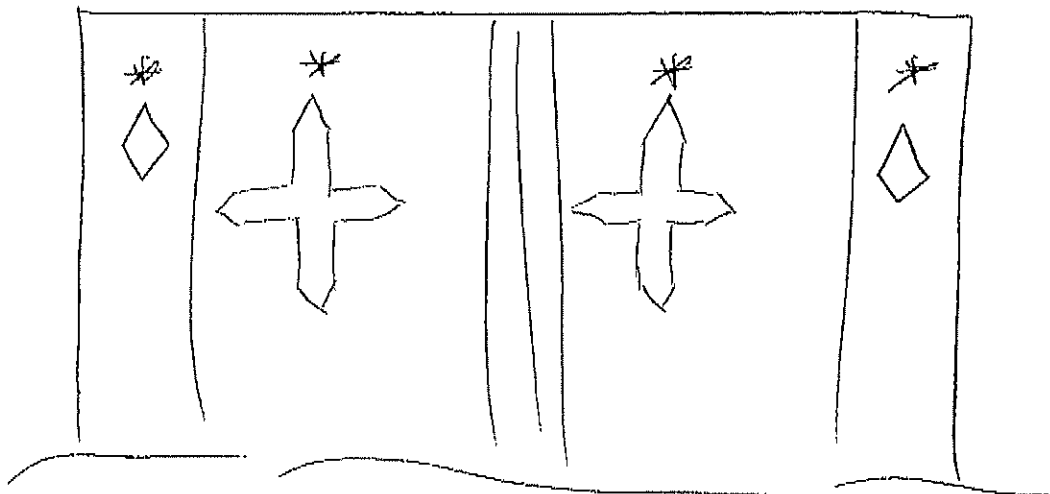
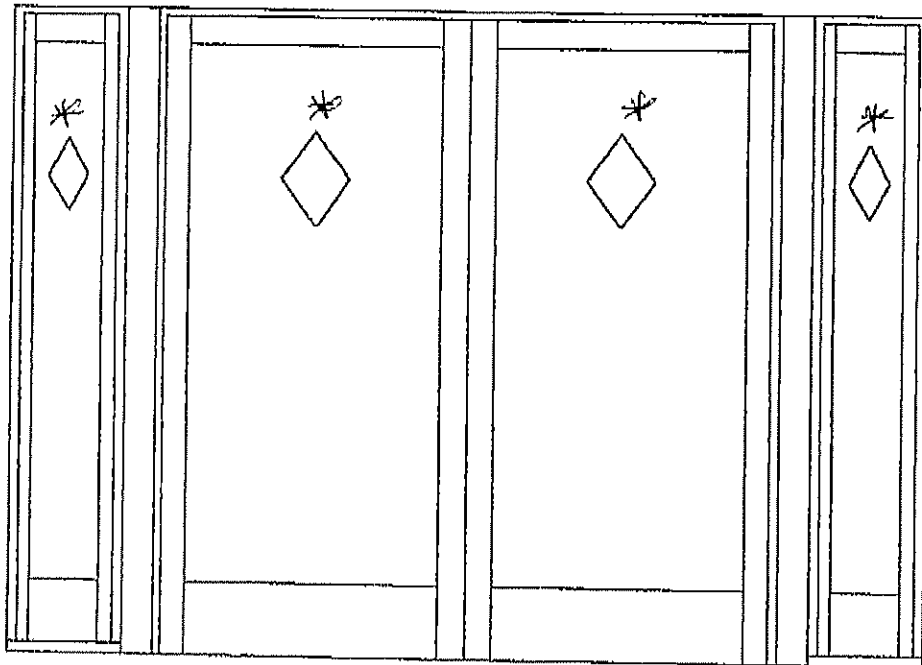
www.milwaukee.gov/hpc

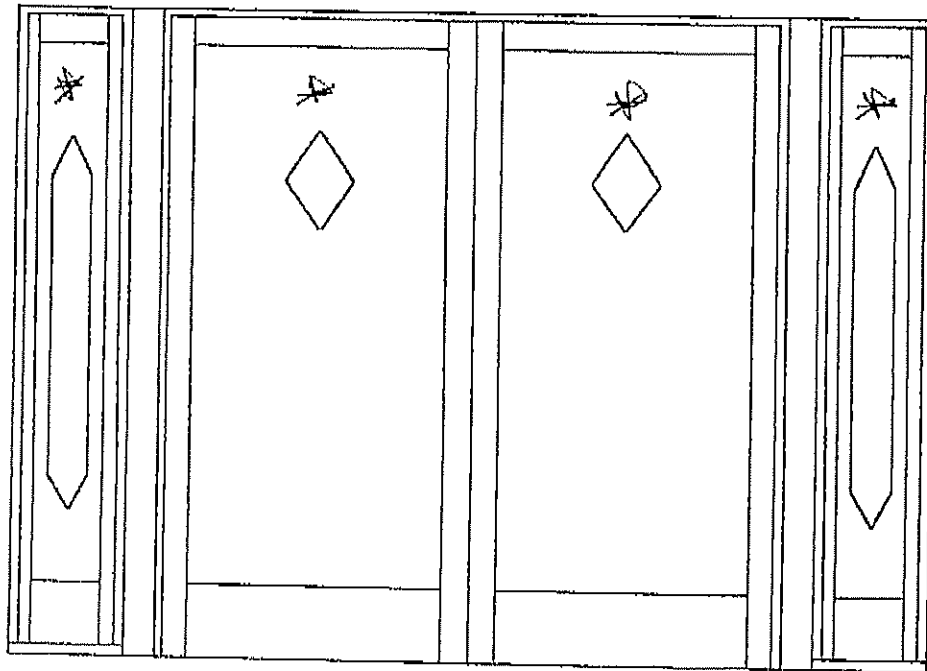
Or click the SUBMIT button to automatically email this form for submission.

SUBMIT



* Possible Glass openings





ACKER MILLWORK CO. INC. • 3300 West Pabst Avenue • Milwaukee, Wisconsin 53215 • Phone: (414) 672-2200
www.ackermillwork.com (33rd & Cleveland) Fax: (414) 672-2203



Greater Utopian Church
2925 West State Street
Milwaukee WI

January 17, 2017
Claudia ✕236-7127 (414)
clenley@badgermeter.com

Proposed Front Entrance...

1-Entrance Unit To fit existing frame opening size of 116" x 82"
Consisting of 1-Pair of OutSwing Doors at Center Each Door Size of 3'2" x 6'8" x 12-3/4" thickness
With 1-Left and 1-Right Sidelight Each Size of 1'4" x 6'8" x 1-3/4" thickness
Doors and Sidelights Stile & Rail with 1-Flat 3-ply cross banded panel AND
1-Small Diamond lite in upper portion Glazed 1/4" clear Safety Laminated glass
4" vertical mull posts between Doors and Sidelights
To line up with center diamond lite in left and right transom sash
Sidelight frames rabbetted with White Oak Sill Includes interior stops
Center door frame rabbetted and weatherstripped with Qlon at vertical sides and head And
With ADA aluminum threshold with thermo break at bottom
Pair of Doors prefit and hung into frame with
3-hinges per door 5" x 5" solid Brass ball bearing with non-removable pins
2-8" exterior Brass door pulls 2-20" Brass push plates interior and 1-Keyed dead bolt
InActive Door to have 2-flush edge extension bolts
Pair of Doors weatherstripped at vertical center meeting stiles with overlay pile weatherstrip #DP99
Figured ReUsing existing door closers

All Materials Clear Solid Northern White Pine
Doors & Sidelights constructed with mortise and tenon waterproof glued joints
Machine & Finish hand sanded and Woodlife treated
Interior Stained & Varnished Exterior Oil-base Primed and Painted

Includes Removal of existing aluminum entrance and installation of new

Thank You...
- Pete Acker