



NCCD | Children's
Research Center

Charter School Review Committee Academic Progress Report 2015–16

For Steering and Rules Committee

City of Milwaukee Charter Schools 2015–16



- Central City Cyberschool of Milwaukee (Ald. Dist. 7)
- Darrell Lynn Hines College Preparatory Academy of Excellence (Ald. Dist. 9)
- Downtown Montessori Academy (Ald. Dist. 14)
- Escuela Verde (Ald. Dist. 12)
- Milwaukee Academy of Science (Ald. Dist. 4)
- Milwaukee Collegiate Academy (Ald. Dist. 1)
- Milwaukee Math and Science Academy (Ald. Dist. 6)
- Rocketship Southside Community Prep (Ald. Dist. 8)

Note: Two schools closed as city-chartered schools: Kings Academy and North Point Lighthouse Charter School.

Charter School Review Committee (CSRC)



- **Kevin Ingram:** Works in Education at DPI
- **Dr. Melinda Scott Krei:** Educational Researcher
- **Glenn Steinbrecher:** Comptroller's Office
- **Dr. Desiree Pointer Mace:** Alverno College School of Education: Associate Professor and Associate Dean
- **Joyce Mallory:** Former MPS Board Member and Educational Consultant
- **Ruben A. Burgos:** Senior Lecturer, UWM / MS Criminal Justice
- **Monique Liston:** PhD Candidate in Urban Education, UWM

Diverse School Profiles



- **Enrollment Range:** From 100 to 949 students
- **Special Education:** 4.9% to 23%
- **Race/Ethnicity:** Of the eight schools, five are predominantly African American, two are predominantly Hispanic, and one has a diverse racial makeup.
- **Poverty Rate:** Ranges from 65% to 100%*

Parent Satisfaction

Rated the School's Overall Contribution to Their Child's Learning
as Excellent or Good

Name of School	Response Rate	Result
Cyberschool	56.9%	72.1%
DLH	41.0%	83.8%
DM	60.0%	96.5%
Escuela Verde	54.0%	96.5%
MAS	38.1%	86.8%
MCA	48.3%	67.2%
MMSA	55.7%	86.3%
Rocketship	63.9%	94.0%

Student Satisfaction

Strongly Agreed and/or Agreed: Improved in Reading/ELA and Math

Name of School	Improved in Reading	Improved in Math
Cyberschool (N = 80)	91.3%	76.3%
DLH (N = 46)	91.3%	78.3%
DM (N = 25)	80.0%	92.0%
Escuela Verde (N = 12)	91.7%	100.0%
MAS (N = 171)	90.1%	82.5%
MCA (N = 64)	92.2%	81.3%
MMSA (N = 44)	93.2%	86.4%
Rocketship (N = 25)	84.0%	80.0%

Staff Satisfaction

The School's Overall Progress in Contributing to Students' Academic Progress Is Excellent or Good

Name of School	Result
Cyberschool (N = 23)	100.0%
DLH (N = 12)	75.0%
DM (N = 14)	92.9%
Escuela Verde (N = 10)	90.0%
MAS (N = 26)	76.9%
MCA (N = 11)	90.9%
MMSA (N = 13)	84.6%
Rocketship (N = 10)	100.0%

Board Member Satisfaction

Rated the School as Excellent or Good

Name of School	Result
Cyberschool (N = 2)	100.0%
DLH (N = 5)	100.0%
DM (N = 7)	100.0%
Escuela Verde (N = 13)	100.0%
MAS (N = 20)	85.0%
MCA (N = 12)	100.0%
MMSA (N = 3)	100.0%
Rocketship (N = 3)	100.0%

CSRC Scorecard: Multiple Measures of Achievement

- Student academic progress/state tests
- Local measures; and
- Engagement indicators.

Results Guiding CSRC Recommendations:

- An overall percentage of possible points; and
- A letter grade tied to the percentage



Scorecard Scale

A 93.4% – 100%

A– 90.0% – 93.3%

B+ 86.6% – 89.9%

B 83.3% – 86.5%

B– 80.0% – 83.2%

C+ 76.6% – 79.9%

C 73.3% – 76.5%

C– 70.0% – 73.2%

D+ 66.6% – 69.9%

D 63.3% – 66.5%

D– 60.0% – 63.2%

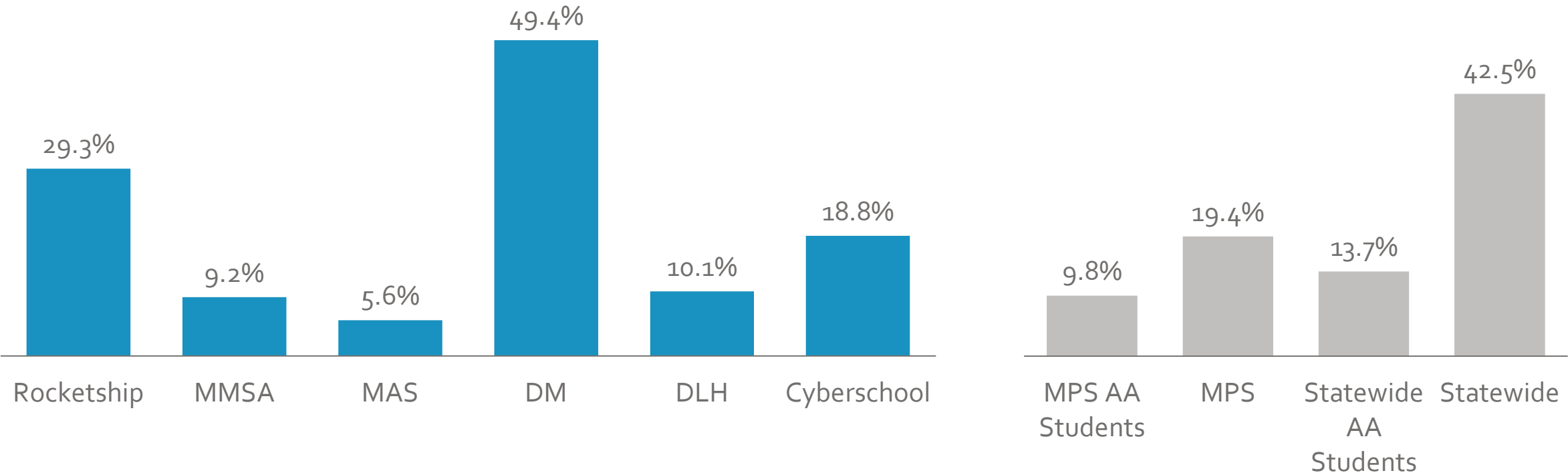
F 0.0% – 59.9%



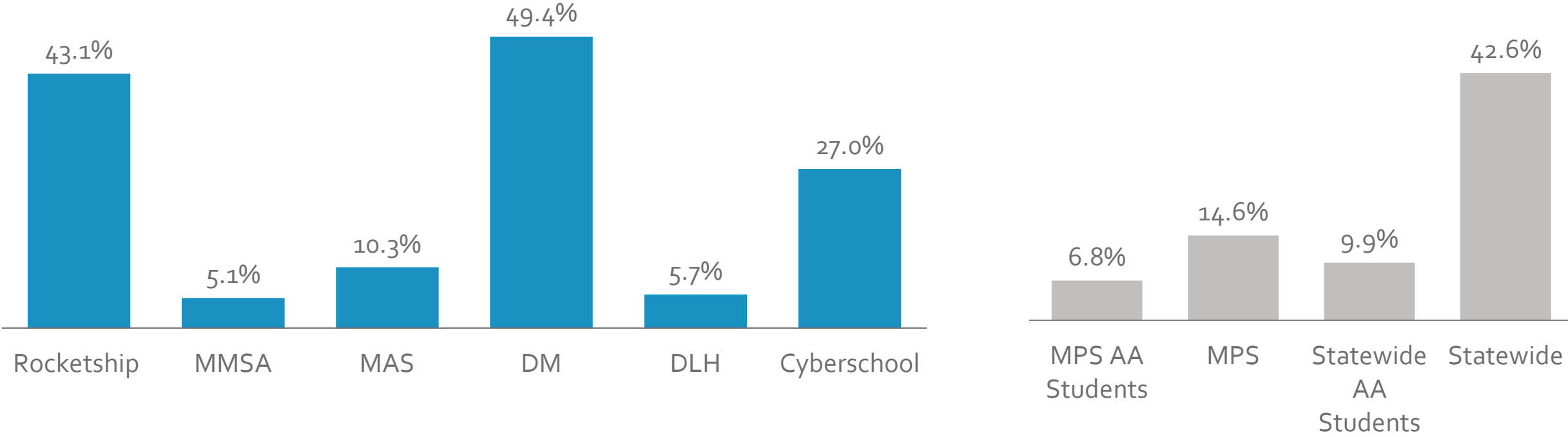
Consistent Academic Progress for City of Milwaukee Charter Schools: Scorecard Results			
	2013–14 Scorecard Results	2014–15 Scorecard Results	2015–16 Scorecard Results
Elementary Schools			
Cyberschool	82.6% / B-	92.2% / A-	93.2% / A-
DL Hines	72.6% / C-	83.8% / B	84.0% / B
Downtown Montessori	89.3% / B+	93.4% / A	91.9% / A-
MMSA	66.4% / D	72.6% / C-	78.6% / C+
Rocketship	73.9% / C	74.0% / C	83.8% / B
Other Schools			
Escuela Verde (9–12)	70.5% / C-	75.9% / C	77.7% / C+
MAS	73.3% / C	79.4% / C+	81.4% / C+
MCA	68.2% / D+	78.2% / C+	84.4% / B

Forward Exam English/Language Arts 2015–16

Percent Proficient (Grades 3–8)

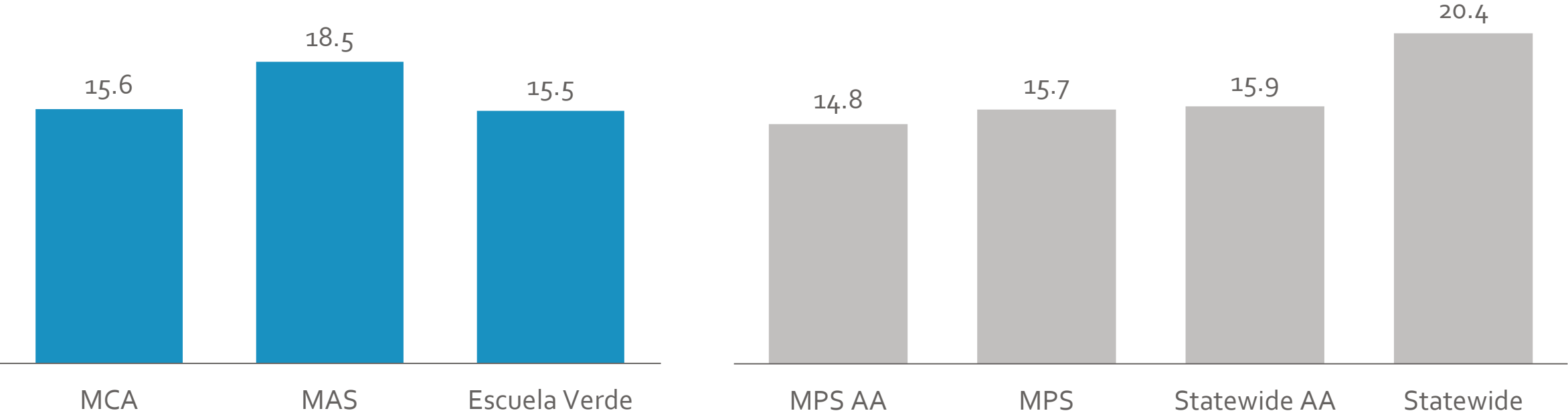


Forward Exam Math 2015–16 Percent Proficient (Grades 3–8)



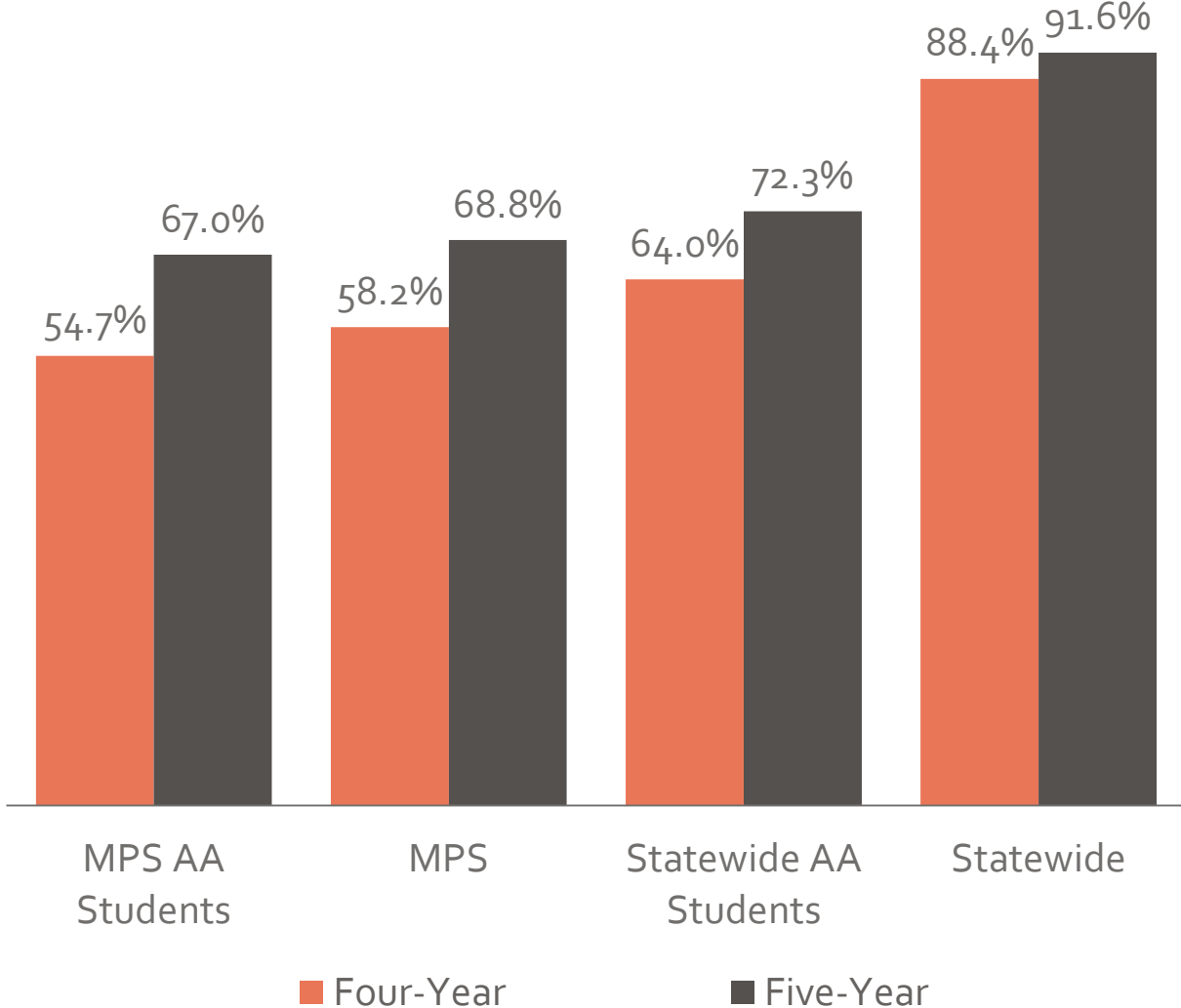
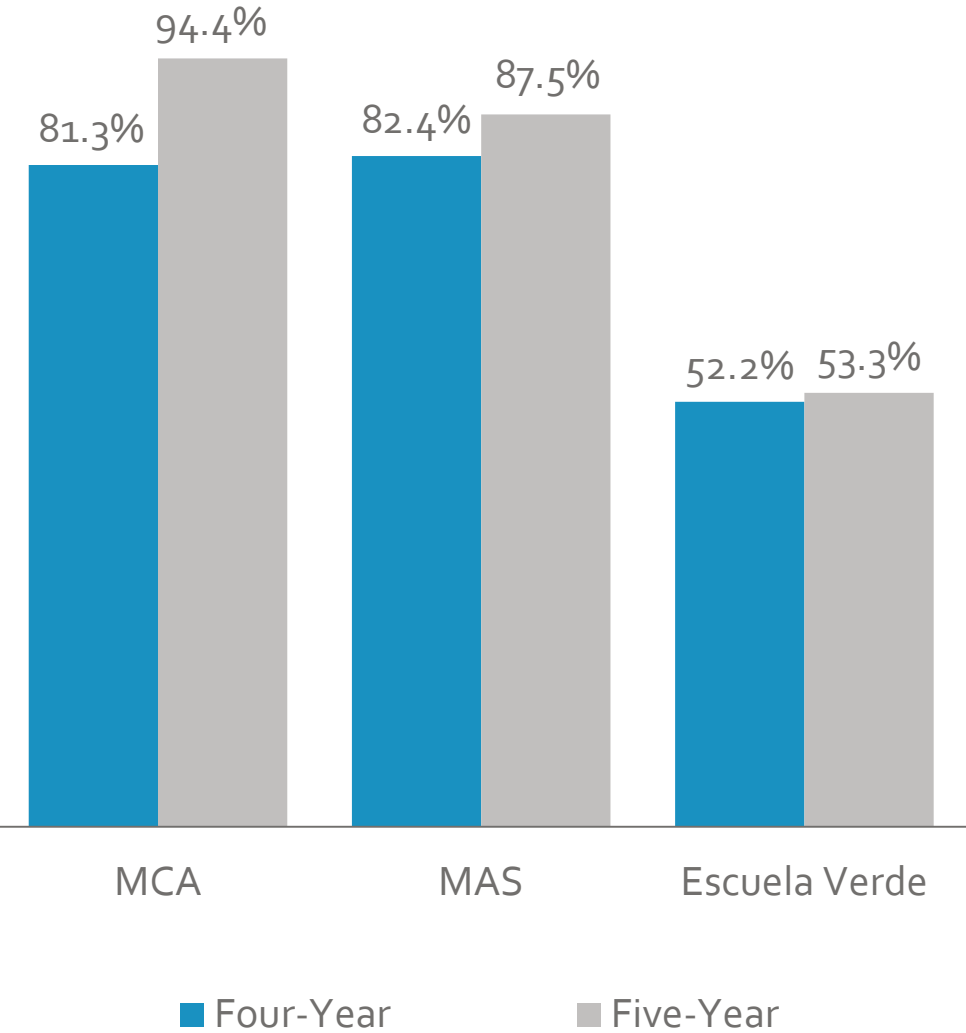
Source: DPI WISEdash

Average Composite ACT Scores: 2015–16 Graduates

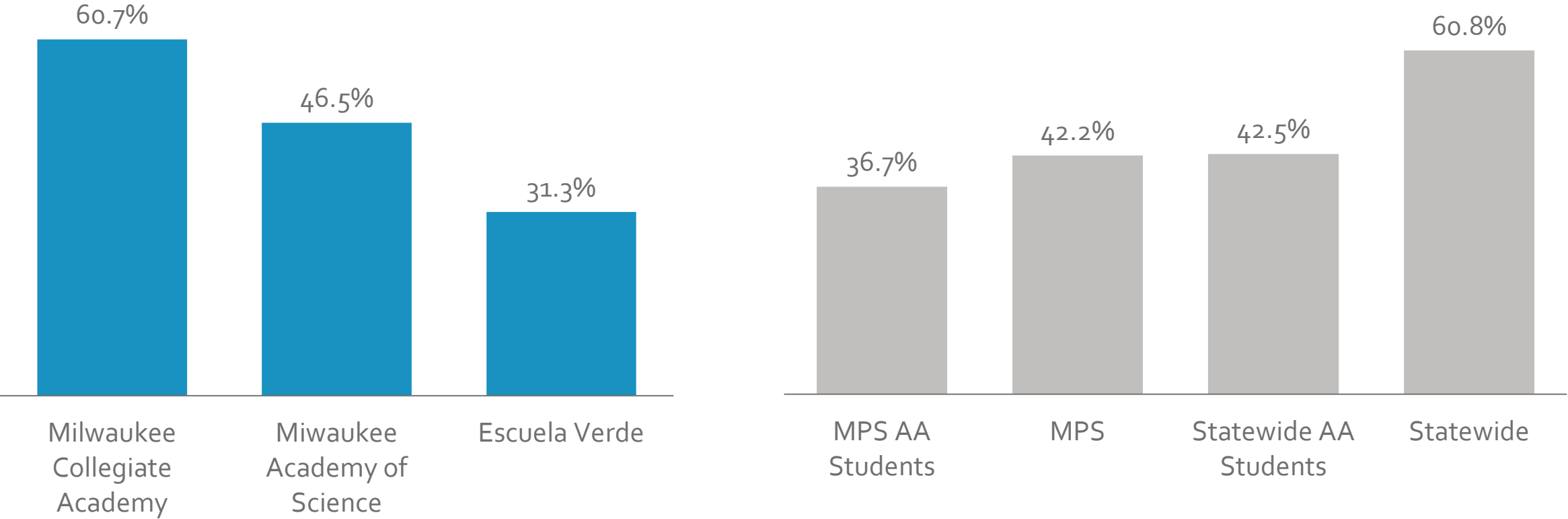


Source: DPI WISEdash

2015 Graduation Rates



Post-Secondary Enrollment: 2014–15 Graduates



School Engagement Data: Elementary Schools					
Elementary Schools	Attendance	Student Return	Student Retention	Teacher Return	Teacher Retention
Central City Cyberschool (K4–8)	95.6%	91.9%	93.7%	100.0%	96.8%
Darrell Lynn Hines (K4–8)	93.5%	83.6%	91.9%	78.6%	88.2%
Downtown Montessori (K3–8)	95.4%	90.6%	98.5%	100.0%	100.0%
MMSA (K4–8)	91.0%	67.1%	84.6%	77.8%	95.8%
Rocketship (K4–5)	92.1%	73.6%	94.7%	78.6%	95.0%

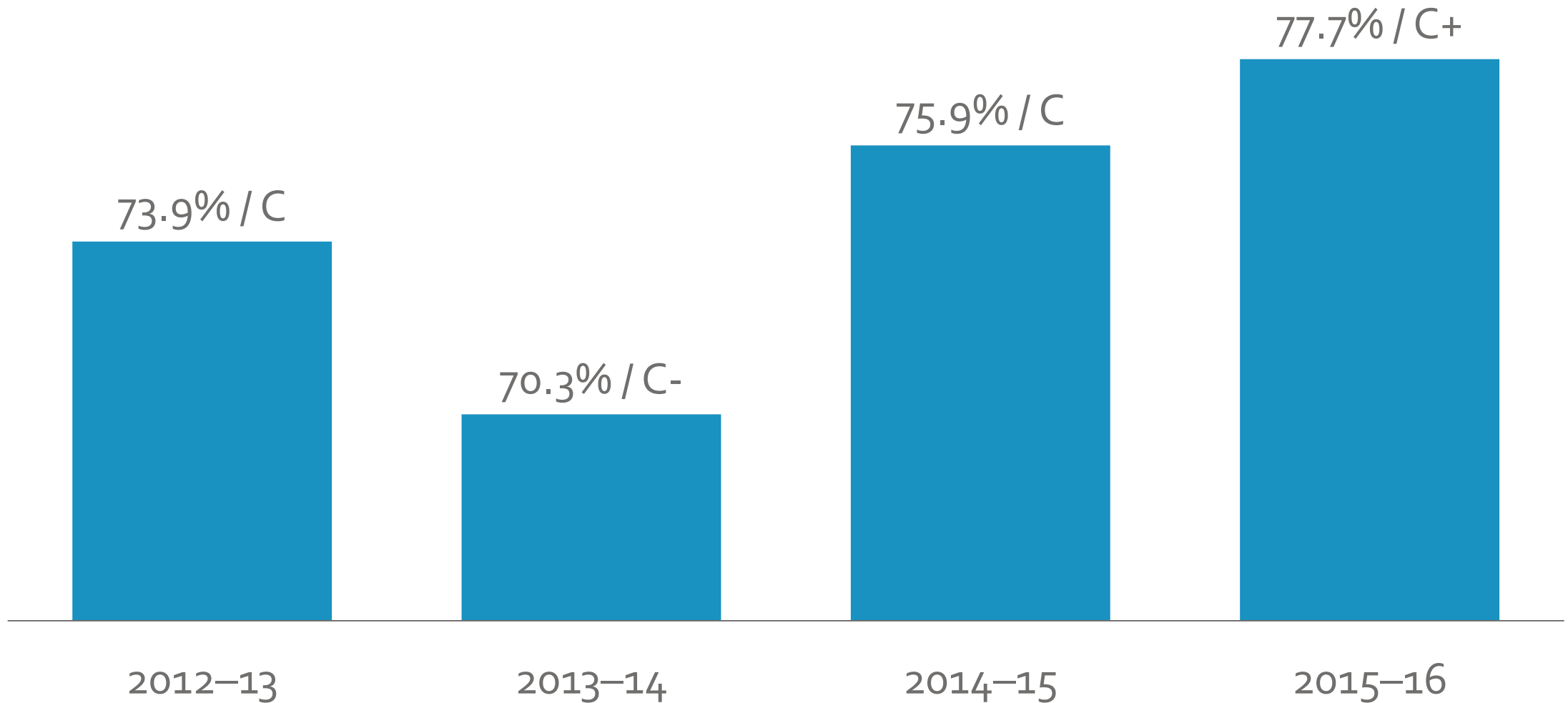
School Engagement Data: Other Schools					
Other Schools	Attendance	Student Return	Student Retention	Teacher Return	Teacher Retention
Escuela Verde (9–12)	93.3%	88.1%	87.3%	100.0%	100.0%
MAS K4–8	92.1%	86.2%	88.6%	80.9%	97.0%
MAS 9–12	93.0%	80.3%	88.4%	80.9%	97.0%
MCA (9–12)	88.6%	83.7%	82.6%	83.3%	93.8%



CSRC's Recommendations
for Charter Renewal

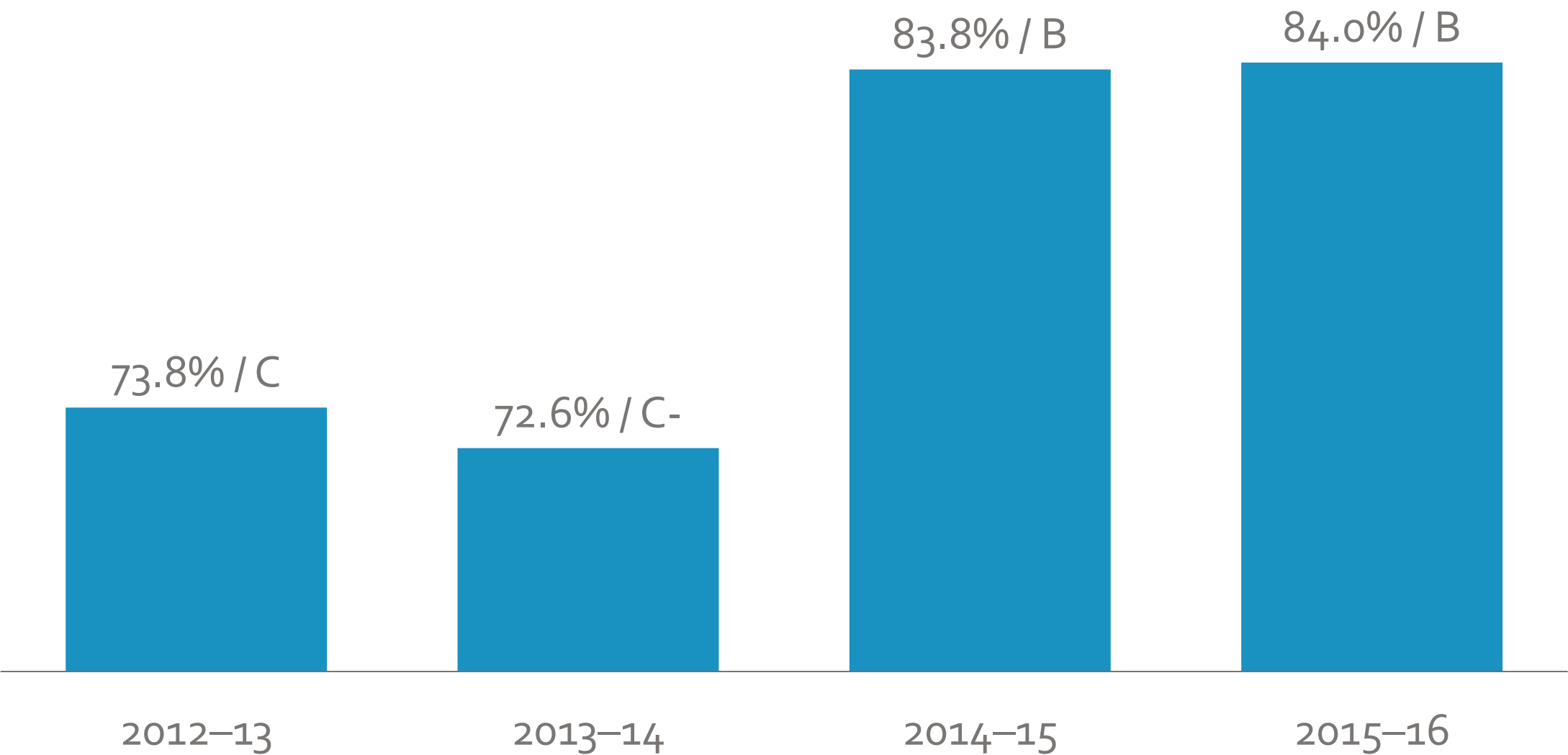
Escuela Verde: Significant Academic Progress Indicators		
Measure	2014–15 Performance	2015–16 Performance
Graduation rate (DPI)	35.7%	52.2%
Graduates accepted to a postsecondary college, university, or technical school, or the military	81.3%	90.0%
Student attendance	88.1%	93.3%
Student retention rate	79.7%	87.3%
Student reenrollment rate	80.5%	88.1%

Escuela Verde High School Scorecard Trend Data



Darrell Lynn Hines Academy: Significant Academic Progress Indicators		
Measure	2014–15 Performance	2015–16 Performance
<u>PALS Reading</u> : % First Grade at Benchmark	88.5%	90.0%
<u>Pals Reading</u> : % Maintained Benchmark (First to Second Grade)	100.0%	100.0%
<u>Local Measures</u> : Writing	68.4%	71.4%
<u>Local Measures</u> : Special Ed	78.6%	100.0%
Student retention rate	90.3%	91.9%
Student reenrollment rate	77.9%	83.6%
Teacher return rate	76.5%	78.6%

Darrell Lynn Hines Academy Scorecard Trend Data



Summary of Recommendations



- Accept the 2015–16 city charter school reports
- Renew the charters for Escuela Verde and DL Hines for five years

