

A close-up photograph of a construction worker. The worker is wearing a white hard hat with a red 'NPP TRAINED' logo, safety glasses, and a high-visibility yellow and orange safety vest over a black hoodie. They are wearing grey work gloves and are focused on a task, with their right hand raised towards a metal structure. The background shows industrial equipment and a blue corrugated pipe.

THE NORTHWESTERN MUTUAL TOWER AND COMMONS

SBE AND RPP PARTICIPATION THROUGH
MARCH 31, 2016

Prepared in conjunction with Prism Technical
Management & Marketing Services, LLC

TABLE OF CONTENTS

EXECUTIVE SUMMARY	2
OUR STORY	7
SMALL BUSINESS ENTERPRISE RESULTS	10
SBE Total Participation	12
SBE Professional Services Providers	18
SBE Construction Providers	20
RESIDENTS PREFERENCE PROGRAM	25
RPP Participation by Contractor	27
RPP Participation by Trade	32
MILWAUKEE ALDERMANIC DISTRICT MAP	38
APPRENTICESHIP PROGRAM	39

ON THE COVER:

When **Brittley Richards** was in high school, her grandfather told her, "If you're smart, you'll become an electrician." Today, she's a second-year electrical apprentice with **Hurt Electric Inc.**

Brittley took time out after high school to have a family, then worked as a restaurant manager. Now she's pursuing her dream and is "super excited" to be working on The Tower and Commons. Certified through the Residents

Preference Program, Brittley has been on the project since November 2015 and has worked on electrical substations and lighting in The Tower.

With three children at home, Brittley is focused on the future. "This is a high profile project," she says. "You cannot go anywhere but up from this point, with better pay and learning a skill that will help boost your career. I'm excited to take flight from here."



SECTION 1

EXECUTIVE SUMMARY

Our decision to build a signature development downtown makes a huge statement about metro Milwaukee's attractiveness as a place to live and work and its ability to draw top talent and new businesses to the area. We are proud to call Milwaukee's lakefront our home.



Northwestern Mutual Tower and Commons Executive Summary

Small Business Enterprises in Milwaukee have been awarded \$113.4 million in contracts and commitments, or 30 percent of the total value of applicable construction and professional services contracts to date.

Milwaukee residents eligible under the Residents Preference Program (RPP) have performed 44 percent of the construction hours on the project to date.

Northwestern Mutual is committed to Milwaukee's success.

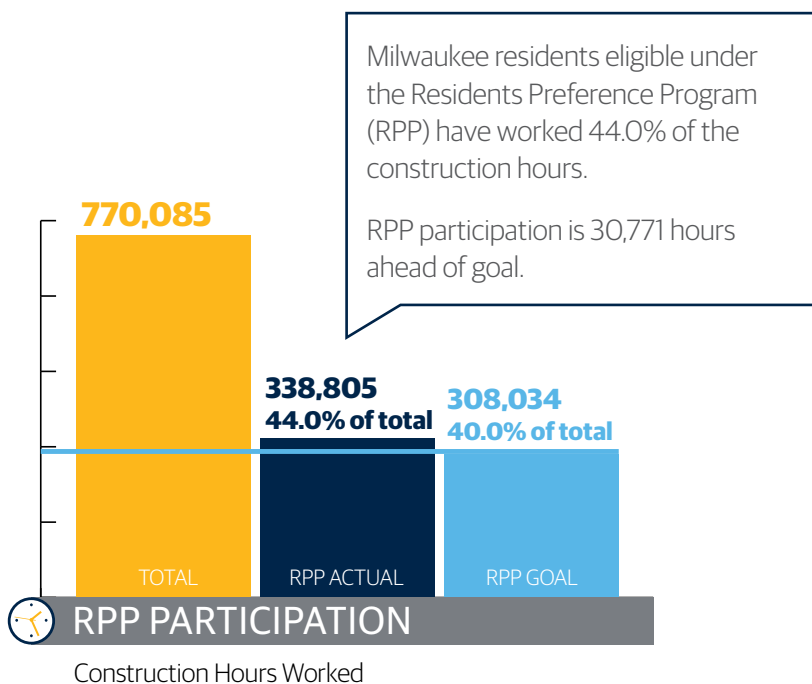
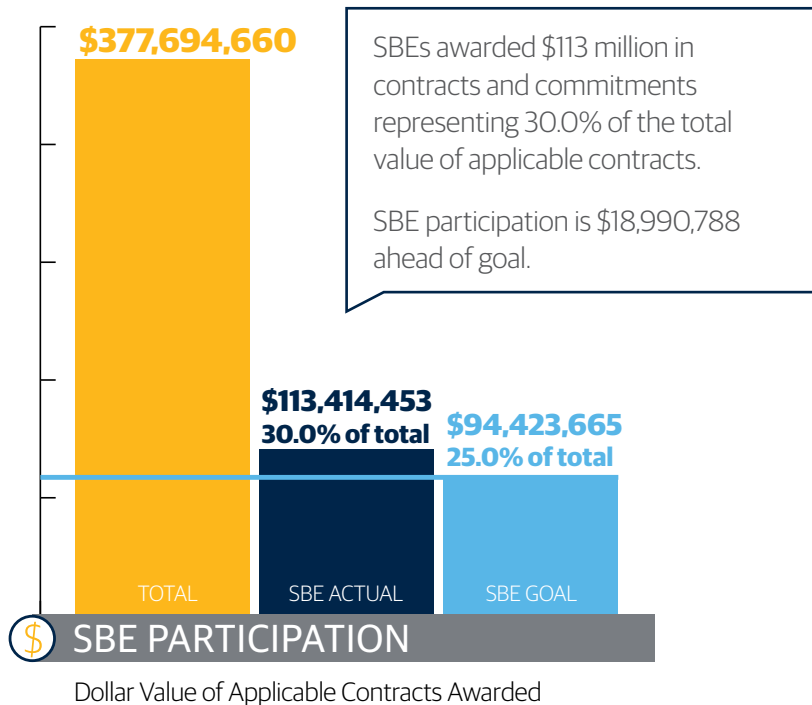
Whether it's our promise to keep or add good-paying jobs at our downtown headquarters; the millions of dollars in philanthropic donations we make in the area; our partnerships in the Amani, Metcalfe Park and Muskego Way neighborhoods; or working hard to make sure local small businesses get the chance to help build our new Tower and Commons, it's all our way of saying, "We Believe in Milwaukee!"

We promised by the end of our building project in 2017 that 25.0 percent of the total value of applicable contracts awarded to build our Tower and Commons would go to Milwaukee Small Business Enterprises (SBEs). We promised that at least 40.0 percent of the labor hours on the project would be worked by Milwaukee residents eligible under the Residents Preference Program (RPP).

Recognizing that each quarter along the way we may be somewhat above or below the ultimate goal, we are pleased to report that we are ahead of these goals as of March 31, 2016.

Northwestern Mutual Tower and Commons Construction

Start of Project through March 31, 2016

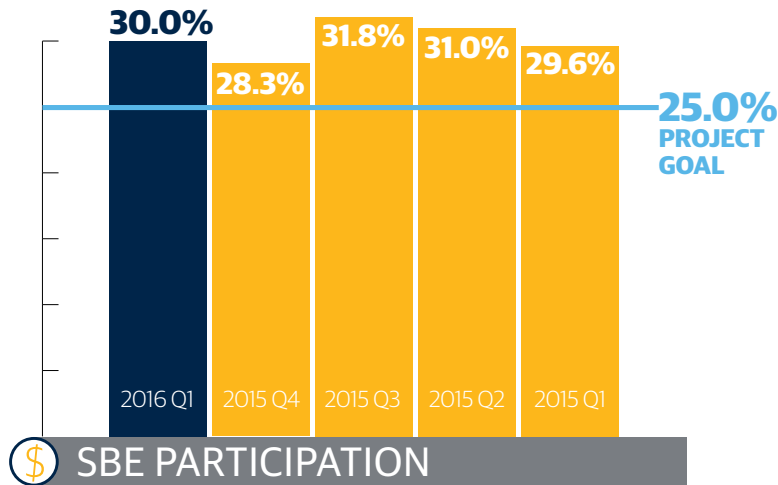


PROJECT HIGHLIGHTS

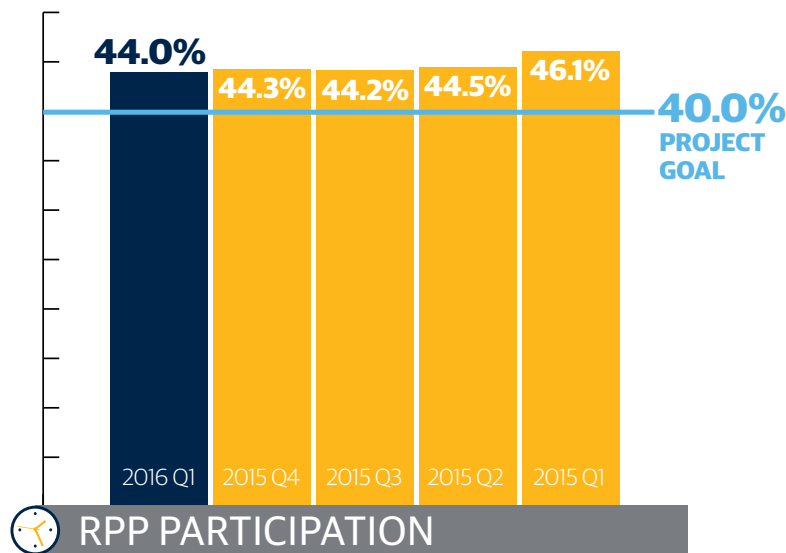
- \$377.7 million in applicable contracts awarded.
- \$113 million in contracts and commitments (30.0 percent of total) awarded to City of Milwaukee Small Business Enterprises (SBEs), exceeding 25.0 percent goal.
- Residents Preference Program (RPP) participation is ahead of goal. Milwaukee residents eligible under RPP have worked 44.0 percent of construction hours.
- 536 City of Milwaukee residents hired through RPP.
- 172 apprentices working on project
- Outreach to more than 100 community-based organizations to help ensure project participation from diverse segments of the Milwaukee community.
- More than 600 individuals connected to career pathways training and preparation programs through our partnership with Wisconsin Regional Training Partnership (WRTTP)/BIG STEP.
- More than 80 of the workers hired through RPP received job training in WRTTP/BIG STEP's targeted workforce training program.

Northwestern Mutual Tower and Commons Construction

Start of Project through March 31, 2016



Percentage of Applicable Contract Dollar Value Awarded to SBEs



Percentage of Construction Hours Worked by RPP Participants

PROJECT STATUS

AS OF MARCH 31, 2016

- Picture frame glass is installed over Mason Street and Wisconsin Avenue entrances.
- Tower crane grows to its full height of 617 feet.
- First phase of Van Buren Street skywalk construction begins.
- Curtain wall assembly is in full production mode at Century City.
- The Commons is completely enclosed in glass and granite curtain wall.

LOOKING AHEAD

- Tower's concrete core reaches completion at level 35.
- The Tower is topped off with steel.
- Glass curtain wall on The Tower is two-thirds finished.
- Van Buren Street skywalk is structured in steel.
- Construction begins on Mason Street skywalk.



Northwestern Mutual Tower and Commons Construction

Participation Performance Report

This Northwestern Mutual Tower and Commons Participation Performance Report details Northwestern Mutual's progress toward meeting the goals of the Human Resources Agreement it has with the City of Milwaukee. In constructing the 1.1 million-square-foot expansion of its downtown Milwaukee office complex, Northwestern Mutual has agreed to:

- Use certified Small Business Enterprises (SBEs) and/or businesses certified under equivalent programs for 25.0 percent of applicable construction costs.
- Use underemployed City of Milwaukee residents via the Residents Preference Program (RPP) for 40.0 percent of the construction hours worked.
- Ensure payment of prevailing wages where applicable.

Northwestern Mutual has engaged a building design, construction and consulting team that understands the critical importance we have placed on meeting these SBE and RPP goals.

Development Manager
Hines

General Contractor Team
Gilbane | C. G. Schmidt Inc.

Participation Coordinator
Prism Technical

SECTION 2

OUR STORY

Northwestern Mutual has called Milwaukee home since 1859. Today, more than 4.3 million people rely on Northwestern Mutual for insurance and investment solutions.

An architectural rendering of a downtown Milwaukee campus expansion. The central focus is a tall, modern skyscraper with a glass facade, identified as 'The Tower'. To its right is a large, multi-story building with a classical architectural style, identified as the '1914 Headquarters'. In the foreground, a lower, modern building with a flat roof and large windows is identified as 'The Commons'. The rendering shows the buildings in a perspective view, with streets and trees visible at the base. Callout boxes with orange borders and white circles point to each of the three main buildings.

THE TOWER

32 stories
550 feet
Second tallest
building in state
Largest building
in city occupied
by one company

Our investment in our downtown campus is also an investment in Milwaukee.

The entire metro area benefits when top employers make a long-term commitment to grow in downtown Milwaukee. It means more jobs, a stronger tax base, more community support from businesses, and more top talent giving back to all areas of the community.

1914 HEADQUARTERS

Iconic structure anchors
downtown campus

THE COMMONS

3 stories
Public dining and
visitors center
Community access

3,000 DOWNTOWN MILWAUKEE JOBS RETAINED OR ADDED THROUGH CAMPUS EXPANSION



Milwaukee County Red Feather agencies preceded what is now the United Way. In 1950, Northwestern Mutual leaders visited and saw the difference our company's donations were making at the YMCA, Milwaukee Children's Hospital, and Goodwill Industries. Our support for United Way has continued.

We've grown up with Milwaukee as our hometown for nearly 160 years.

We are stewards of our communities by bringing together groups of people and organizations and leveraging the power of our employees, field and financial resources to improve the lives of children and families.

- A. Our company continues to play a crucial role in keeping Milwaukee's performing arts community strong – largely due to the generous support of our employees. Our 2016 United Performing Arts Fund campaign raised \$896,289, exceeding our goal by 12 percent. Milwaukee is home to nearly 6,000 actors, dancers, musicians and behind-the-scenes specialists who produce over 2,000 live performances of music, dance, theater and opera each year. More than one million people are touched each year through their performances, educational outreach, special events and community partnerships. We're proud to support them.
- B. In March, our Northwestern Mutual Foundation announced more than \$700,000 in grants to 10 cultural attractions throughout Greater Milwaukee, including Betty Brinn Children's Museum. Funded museum programs provide free parenting education, museum membership and transportation assistance to families in at-risk neighborhoods including Amani, Metcalfe Park and Muskego Way. Additional funding supports Discovery World's Northwestern Mutual Mondays, a program that keeps the doors open one extra day per week March 28 through Sept. 25, accommodating increased school group and tourist demand.



SECTION 3

SMALL BUSINESS ENTERPRISE RESULTS

We believe in promoting a healthy business environment. Strong businesses, especially small- and medium-sized companies, are the backbone of the city's economy. They contribute to the vitality of the city.

Tower and Commons Small Business Enterprise (SBE) Participation

Northwestern Mutual and the City of Milwaukee share an interest in promoting a healthy local business environment. Strong businesses, especially small- and medium-sized companies, are the backbone of the city's economy. They create jobs, pay taxes, and contribute to the vitality of the city.

That's why we set a goal for our downtown development to not only have an impact on our business, but to help raise the tide for many businesses in the city.

Small Business Enterprises are companies with annual revenues below a stated floor and typically owned by one or more individuals who are at an educational, social, economic or other disadvantage. SBEs, including many businesses owned by minorities, women and military veterans involved in building design and construction, are an integral part of creating our Tower and Commons.

TABLE 1: SBE PARTICIPATION LEVEL

Start of Project through March 31, 2016

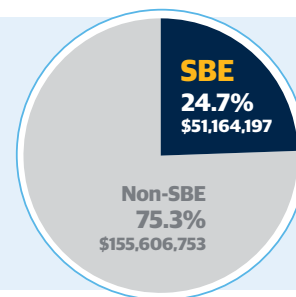
TOTAL VALUE OF APPLICABLE CONTRACTS AWARDED		\$377,694,660	
	GOAL	ACTUAL	STATUS
SBE Participation Percentage	25.0%	30.0%	+5.0
Value of SBE Contracts Awarded	\$94,423,665	\$113,414,453	+\$18,990,788



CONTRACT PAYMENTS MADE

SBEs have received 24.7 percent or \$51,164,197 of applicable project contract payments made through March 31, 2016. Payments on

contracts awarded will continue to be made throughout the project as work is completed.



Numerical data presented in separate tables may differ slightly due to rounding.

SMALL BUSINESS ENTERPRISES

Constructing a high-rise office building requires a wide variety of construction-related services. We're proud to involve a large number of companies in building our Tower and Commons. Table 2 shows details of all Small Business Enterprises involved from the start of

the project to date. For ease of reference, we have also broken out the SBE professional services providers (see Table 3, page 18) from the SBE construction providers (see Table 4, page 20).

TABLE 2: TOTAL SBE PARTICIPATION (PROFESSIONAL SERVICES AND CONSTRUCTION)

SBE FIRM	SUBCONTRACTOR TO	TRADE/DESCRIPTION OF WORK	TOTAL CONTRACT AMOUNT	AMOUNT PAID THROUGH 03/31/2016
Affirmative Supply Co.	Central Ceiling Systems Inc.	Acoustical Ceiling Tile Supply	\$ 380,000	\$ -
American Design Inc.	Kendall/Heaton Associates	East Office Building Demolition	\$ 43,320	\$ 43,320
American Design Inc.	Kendall/Heaton Associates	East Office Building Selective Salvage	\$ 6,313	\$ 6,313
American Design Inc.	Valerio Dewalt Train Associates	Fitness Architectural Services/CD Production	\$ 109,400	\$ 84,070
American Design Inc.	Valerio Dewalt Train Associates	Office Architectural Services/CD Production	\$ 638,735	\$ 307,070
Arrow-Crete Construction LLC	Globe Contractors Inc.	Concrete	\$ 104,987	\$ 104,987
Arteaga Construction Inc.	Veit & Co. Inc.	Crane	\$ 24,080	\$ 24,080
Arteaga Construction Inc.	Langer Roofing & Sheet Metal Inc.	Labor and Materials	\$ 1,322,538	\$ 587,765
ASAP Fastening Systems Inc.	Construction Supply & Erection	Supplier of Various Fasteners	\$ 3,418	\$ 3,418
Autumn Trucking Inc.	Veit & Co. Inc.	Fuel and Oil	\$ 192,854	\$ 192,854
Autumn Trucking Inc.	Globe Contractors Inc.	Fuel	\$ 120,006	\$ 120,006
Autumn Trucking Inc.	Veit & Co. Inc.	Fuel and Oil	\$ 259,371	\$ 259,371
B & D Contractors	Klein-Dickert Milwaukee Inc.	Install Mirrors and Glass	\$ 404,200	\$ -
B & D Contractors	Milwaukee Plate Glass Co.	Installation of Glass and Glazing	\$ 886,719	\$ -
Barrientos Design & Consulting Inc.	Kendall/Heaton Associates	Van Buren Bridge Project	\$ 166,610	\$ 149,262
Belonger Corp. Inc.	Gilbane C.G. Schmidt Inc.	Interior HVAC	\$ 2,623,164	\$ -
Best Erectors Inc.	Grunau Co. Inc.	Installation/Erection	\$ 2,625,000	\$ 598,151
Best Erectors Inc.	Klein-Dickert Milwaukee Inc.	Curtainwall Insulation	\$ 668,068	\$ -
Best Erectors Inc.	Midwest Stairs & Iron Inc.	Miscellaneous Metals	\$ 1,083,597	\$ 673,264
BestEd Business	Gilbane C.G. Schmidt Inc.	Safety Protection	\$ 14,372	\$ 18,936

(CONTINUED ON PAGE 13)

TABLE 2: TOTAL SBE PARTICIPATION (PROFESSIONAL SERVICES AND CONSTRUCTION) (CONTINUED)

SBE FIRM	SUBCONTRACTOR TO	TRADE/DESCRIPTION OF WORK	TOTAL CONTRACT AMOUNT	AMOUNT PAID THROUGH 03/31/2016
BMR Design Group Inc.	USA Fire Protection Inc.	Professional Services	\$ 203,309	\$ 187,217
CH Coakley & Co.	Otis Elevator Co.	Offsite Storage and Trucking	\$ 29,304	\$ 29,304
Choice Construction Co. Inc.	C.G. Schmidt Inc.	Welded Wire Fabric Reinforcing	\$ 2,120,349	\$ 1,908,314
Choice Construction Co. Inc.	Ceco Concrete Construction	Rebar Installation	\$ 873,000	\$ 828,656
Choice Construction Co. Inc.	LeJeune Steel Co.	Steel Erection	\$ 7,180,000	\$ 6,276,343
Con-Cor Co. Inc.	Munson Inc.	Core-Drilling Floor	\$ 5,775	\$ 5,775
Con-Cor Co. Inc.	Veit & Co. Inc.	Concrete Sawing	\$ 215,290	\$ 194,660
Con-Cor Co. Inc.	Globe Contractors Inc.	Sawing	\$ 14,011	\$ 14,011
Con-Cor Co. Inc.	Veit & Co. Inc.	Saw Cutting	\$ 5,760	\$ 5,760
Con-Cor Co. Inc.	C.G. Schmidt Inc.	Concrete Cutting	\$ 1,139	\$ 1,139
Con-Cor Co. Inc.	Staff Electric Co. Inc.	Labor and Material Coring	\$ 10,350	\$ 10,350
Con-Cor Co. Inc.	Giles Engineering Associates Inc.	Concrete Coring Services	\$ 79,043	\$ 79,043
Continuum Architects & Planners S.C.	Kendall/Heaton Associates	Code Review and Permit Expediting Services	\$ 31,320	\$ 25,682
Continuum Architects & Planners S.C.	Kendall/Heaton Associates	Old North Office Building Basement	\$ 97,265	\$ 81,703
Continuum Architects & Planners S.C.	Kendall/Heaton Associates	South Office Building	\$ 15,979	\$ 4,325
DAAR Engineering Inc.	LeJeune Steel Co.	Surveying	\$ 25,194	\$ 25,194
DAAR Engineering Inc.	Gilbane C.G. Schmidt Inc.	Site Survey	\$ 299,561	\$ 206,544
DAAR Engineering Inc.	Construction Supply & Erection	Survey Work	\$ 204,845	\$ 285,256
Dairyland Electric Co. Inc.	Grunau Co. Inc.	Plumbing Labor/Supplier	\$ 819,206	\$ 333,250
Dairyland Electric Co. Inc.	Johnson Controls Inc.	Shaft Extension	\$ 1,059,723	\$ 18,061
Dairyland Electric Co. Inc.	Staff Electric Co. Inc.	Install and Furnish Fire Alarm and Generator	\$ 3,754,207	\$ 1,352,236
Dairyland Electric Co. Inc.	Staff Electric Co. Inc.	Install and Furnish Tie/Data	\$ 1,926,242	\$ 47,487
Dairyland Electric Co. Inc.	Staff Electric Co. Inc.	Electrical	\$ 16,624	\$ 16,624
Dairyland Electric Co. Inc.	Staff Electric Co. Inc.	Electrical	\$ 306,320	\$ 306,320
Dairyland Electric Co. Inc.	Staff Electric Co. Inc.	Switchgear	\$ 2,209	\$ 2,209
Dakota Intertek Corp.	Giles Engineering Associates Inc.	Labor and Hand Augering Services	\$ 3,411	\$ 3,411
Duwe Metal Products Inc.	Benson Industries Inc.	Shop and Field Labor and Miscellaneous Metals	\$ 15,867,515	\$ 1,669,874

(CONTINUED ON PAGE 14)

TABLE 2: TOTAL SBE PARTICIPATION (PROFESSIONAL SERVICES AND CONSTRUCTION) (CONTINUED)

SBE FIRM	SUBCONTRACTOR TO	TRADE/DESCRIPTION OF WORK	TOTAL CONTRACT AMOUNT	AMOUNT PAID THROUGH 03/31/2016
Duwe Metal Products Inc.	Gilbane C.G. Schmidt Inc.	Interior Miscellaneous Metals	\$ 83,133	\$ -
Duwe Metal Products Inc.	Gilbane C.G. Schmidt Inc.	Fabrication and Installation	\$ 125,250	\$ -
Duwe Metal Products Inc.	Gilbane C.G. Schmidt Inc.	Install Misc. Metals	\$ 83,113	\$ -
Duwe Metal Products Inc.	Gilbane C.G. Schmidt Inc.	Acoustic Screen Wall	\$ 60,304	\$ 60,304
EKG Trucking LLC	Globe Contractors Inc.	Trucking and Permits	\$ 470,302	\$ 470,302
Equity Supply Group LLC	Boelter LLC	Equipment	\$ 400,000	\$ -
Equity Supply Group LLC	Sergenian's Floor Coverings Inc.	Material Supplier	\$ 743,337	\$ -
Equity Supply Group LLC	Thorne Associates Inc.	Framing and Drywall Materials	\$ 1,500,000	\$ 1,165,157
ER Abernathy Industrial Inc.	Gilbane C.G. Schmidt Inc.	Safety Protection	\$ 5,280	\$ 1,286
Fusion Integrated Solutions LLC	HMA Consultants Inc.	Construction Services	\$ 45,000	\$ 5,520
Greenfire Management Services LLC	Gilbane C.G. Schmidt Inc.	Project Engineering Services	\$ 358,400	\$ 213,147
Hard Rock Sawing & Drilling Specialists Co.	Veit & Co. Inc.	Concrete Cutting	\$ 9,240	\$ 9,240
Hawk Construction LLC	Veit & Co. Inc.	Hydro Excavation	\$ 30,426	\$ 30,426
Hawk Construction LLC	C.G. Schmidt Inc.	Foundations and Helical Piers	\$ 27,929	\$ 27,929
Hetzel Tile & Marble Inc.	Gilbane C.G. Schmidt Inc.	Hard Tile/Interior Stone Installation	\$ 3,633,599	\$ 385,080
Hetzel-Sanfilippo Inc.	Central Ceiling Systems Inc.	Acoustic Ceilings	\$ 558,300	\$ -
Hetzel-Sanfilippo Inc.	C.G. Schmidt Inc.	Sleeper Floor Carpentry Labor	\$ 408,054	\$ -
Hetzel-Sanfilippo Inc.	C.G. Schmidt Inc.	Markerboard Installation	\$ 239,880	\$ -
Hetzel-Sanfilippo Inc.	Gilbane C.G. Schmidt Inc.	Miscellaneous General Conditions	\$ 74,893	\$ 67,617
Hetzel-Sanfilippo Inc.	Gilbane C.G. Schmidt Inc.	Mock Up	\$ 477,282	\$ 429,554
Hetzel-Sanfilippo Inc.	Thorne Associates Inc.	Framing and Drywall	\$ 2,100,000	\$ 1,177,152
Hetzel-Sanfilippo Inc.	Langer Roofing & Sheet Metal Inc.	Labor and Materials	\$ 65,000	\$ -
Hiram Power Electric	Staff Electric Co. Inc.	Furnish Electrical Fixtures	\$ 30,602	\$ 30,602
Hiram Power Electric	Staff Electric Co. Inc.	Furnish Medium Voltage	\$ 10,908	\$ 10,908
Hiram Power Electric	Staff Electric Co. Inc.	Furnish Miscellaneous Materials	\$ 154,383	\$ 86,597
House of Stone Inc.	Structures Hardscapes Specialists	Masonry	\$ 461,420	\$ -
House of Stone Inc.	Boelter LLC	Stone Tops	\$ 525,000	\$ -

(CONTINUED ON PAGE 15)

TABLE 2: TOTAL SBE PARTICIPATION (PROFESSIONAL SERVICES AND CONSTRUCTION) (CONTINUED)

SBE FIRM	SUBCONTRACTOR TO	TRADE/DESCRIPTION OF WORK	TOTAL CONTRACT AMOUNT	AMOUNT PAID THROUGH 03/31/2016
Hurt Electric Inc.	Johnson Controls Inc.	Controls Materials and Installation Labor	\$ 33,467	\$ -
Hurt Electric Inc.	Staff Electric Co. Inc.	Install and Furnish Distribution and UPS	\$ 5,276,622	\$ 3,919,537
Hurt Electric Inc.	Staff Electric Co. Inc.	Fixtures and Lamps	\$ 2,734,046	\$ 1,463,894
HVA Products Inc.	Grunau Co. Inc.	Fuel Controls	\$ 19,250	\$ -
IBC Engineering Services Inc.	Alvine Engineering	MEP Engineering for Tower Center TI	\$ 495,760	\$ 395,760
IBC Engineering Services Inc.	Aquatic Design & Engineering Inc.	Electrical Engineering	\$ 33,275	\$ 27,675
IBC Engineering Services Inc.	Sebesta Blomberg & Associates	Mechanical and Electrical Commissioning Services	\$ 45,760	\$ 3,960
JCP Construction LLC	Gilbane C.G. Schmidt Inc.	Foundation Waterproofing	\$ 3,628,800	\$ 3,080,173
JCP Construction LLC	Glenn Rieder Inc.	Installation Services	\$ 360,380	\$ -
JCP Construction LLC	Thorne Associates Inc.	Framing/Drywall/Labor	\$ 2,100,000	\$ 1,003,074
JCP Construction LLC	Boelter LLC	Labor	\$ 292,000	\$ 22,822
KMI Construction LLC	Gilbane C.G. Schmidt Inc.	Masonry	\$ 7,372,075	\$ 2,557,126
KMI Construction LLC	C.G. Schmidt Inc.	Masonry	\$ 4,150	\$ 4,150
Marek Landscaping LLC	Veit & Co. Inc.	Erosion Control	\$ 49,352	\$ 49,352
McDowell Construction Corp.	Globe Contractors Inc.	Asphalt	\$ 98,658	\$ 98,658
McDowell Construction Corp.	Veit & Co. Inc.	Fencing	\$ 77,423	\$ 77,423
McKinley's Corp.	Grunau Co. Inc.	HVAC Demolition	\$ 16,400	\$ 16,400
Metropolitan Services Inc.	Globe Contractors Inc.	Traffic Control	\$ 151,998	\$ 151,998
Milwaukee Metal Products Co.	Benson Industries Inc.	Fabricators of Embeds, Miscellaneous Metals	\$ 127,349	\$ 283,230
Milwaukee Metal Products Co.	Terra Engineering & Construction Corp.	Tieback Bearing Plates	\$ 4,692	\$ 4,692
Natural Athletic Turf LLC	Stano Landscaping	Hardscape Restoration	\$ 50,850	\$ 50,850
Nuvo Construction Co. Inc.	C.G. Schmidt Inc.	Concrete	\$ 3,900,000	\$ 3,648,305
Nuvo Construction Co. Inc.	Terra Engineering & Construction Corp.	Bulk Cement	\$ 128,824	\$ 128,824
P.A. Roeper & Associates Inc.	Graef USA	Drafting Services	\$ 22,500	\$ 22,500
P.L. Freeman Co.	Grunau Co. Inc.	HVAC and Plumbing Labor/Supplier	\$ 6,186,759	\$ 3,844,474
P.L. Freeman Co.	Terra Engineering & Construction Corp.	Wales	\$ 104,848	\$ 104,848
P.L. Freeman Co.	Langer Roofing & Sheet Metal Inc.	Roofing	\$ 136,500	\$ 14,862

(CONTINUED ON PAGE 16)

TABLE 2: TOTAL SBE PARTICIPATION (PROFESSIONAL SERVICES AND CONSTRUCTION) (CONTINUED)

SBE FIRM	SUBCONTRACTOR TO	TRADE/DESCRIPTION OF WORK	TOTAL CONTRACT AMOUNT	AMOUNT PAID THROUGH 03/31/2016
Price & Sons Inc.	Staff Electric Co. Inc.	Miscellaneous Supplier	\$ 2,133,120	\$ 860,189
Price & Sons Inc.	United States Alliance Fire Protection	Material Supplier	\$ 21,262	\$ -
Prism Technical Management & Marketing Services LLC	Northwestern Mutual	HR Consultant	\$ 546,155	\$ 445,777
Quorum Architects Inc.	Kendall/Heaton Associates	Graphics/Wayfinding Consultant	\$ 244,240	\$ 182,686
Quorum Architects Inc.	The Office of James Burnett	Associate Landscape Architects	\$ 218,230	\$ 120,013
Rams Contracting Ltd.	Veit & Co. Inc.	Trucking	\$ 12,513	\$ 12,513
Rinka Chung Architecture Inc.	Buro Happold Consulting Engineers PC	Solar Reflectivity Site Assessment	\$ 6,000	\$ 3,001
Rinka Chung Architecture Inc.	Buro Happold Consulting Engineers PC	LEED Consulting	\$ 34,000	\$ 13,523
Rinka Chung Architecture Inc.	Kendall/Heaton Associates	North Parking Garage	\$ 58,000	\$ 15,510
Rinka Chung Architecture Inc.	Valerio Dewalt Train Associates	Identity Center Café Architectural Services	\$ 64,450	\$ 9,500
Rinka Chung Architecture Inc.	Valerio Dewalt Train Associates	Credit Union Architectural Services	\$ 68,035	\$ 55,395
Rockwell Mechanical LLC	Grunau Co. Inc.	HVAC Labor/Supplier	\$ 4,865,885	\$ 2,644,004
Rockwell Mechanical LLC	J.F. Ahern Co.	Chiller Procurement/Installation	\$ 418,380	\$ 418,380
Security Officer Services Inc.	Gilbane C.G. Schmidt Inc.	Site Security	\$ 195,000	\$ 159,735
Sonag Ready Mix LLC	Common Links Construction	Metal Framing, Drywall and Taping	\$ 1,017,600	\$ -
Sonag Ready Mix LLC	Ceco Concrete Construction	Concrete Material	\$ 980,000	\$ 964,749
Sonag Ready Mix LLC	C.G. Schmidt Inc.	CIP Concrete	\$ 20,846	\$ 20,846
Spann & Associates LLC	Gilbane C.G. Schmidt Inc.	Project Engineering Services	\$ 238,555	\$ 230,974
Thomas A. Mason Co. Inc.	G3 Technologies Inc.	Floor Installation	\$ 1,485,933	\$ -
Thomas A. Mason Co. Inc.	Gilbane C.G. Schmidt Inc.	Soft Flooring	\$ 1,965,209	\$ -
Thomas A. Mason Co. Inc.	All-Tech Decorating Co.	Painting	\$ 805,040	\$ 10,402
Thomas A. Mason Co. Inc.	All-Tech Decorating Co.	Painting	\$ 256,131	\$ -
Thomas A. Mason Co. Inc.	Thorne Associates Inc.	Taping Labor	\$ 2,100,000	\$ 102,311
Tremmel-Anderson Trucking LLC	Veit & Co. Inc.	Trucking	\$ 228,546	\$ 228,546
Tremmel-Anderson Trucking LLC	New Berlin Grading Inc.	Earthwork	\$ 6,025	\$ 6,025
Valente Transport Inc.	Veit & Co. Inc.	Trucking	\$ 760,581	\$ 760,581
Valente Transport Inc.	Veit & Co. Inc.	Trucking/Disposal	\$ 828,802	\$ 828,802

(CONTINUED ON PAGE 17)

TABLE 2: TOTAL SBE PARTICIPATION (PROFESSIONAL SERVICES AND CONSTRUCTION) (CONTINUED)

SBE FIRM	SUBCONTRACTOR TO	TRADE/DESCRIPTION OF WORK	TOTAL CONTRACT AMOUNT	AMOUNT PAID THROUGH 03/31/2016
Vizcaino's Trucking LLC	Veit & Co. Inc.	Trucking	\$ 267,734	\$ 267,734
Vizcaino's Trucking LLC	Globe Contractors Inc.	Trucking	\$ 127,324	\$ 127,324
Vizcaino's Trucking LLC	Veit & Co. Inc.	Trucking	\$ 20,164	\$ 20,164
ZS LLC	Gilbane C.G. Schmidt Inc.	Engineering Services	\$ 43,200	\$ 43,040
ZS LLC	Applied Technical Services Inc.	Façade Access Design Services	\$ 62,975	\$ 58,093
ZS LLC	Entuitive Corp.	Building Enclosure Sub-Consultant	\$ 42,950	\$ 22,390
ZS LLC	Kendall/Heaton Associates	Structural Engineer	\$ 23,124	\$ 23,124
ZS LLC	Magnusson Klemencic Associates	Structural Engineering	\$ 215,500	\$ 215,375
ZS LLC	Northwestern Mutual	Laser Scanning Services	\$ 51,000	\$ 51,000
ZS LLC	Novum Structures LLC	Laser Scanning Services	\$ 5,470	\$ 5,470
TOTAL SBE PARTICIPATION			\$ 113,414,453	\$ 51,164,197
% OF APPLICABLE CONTRACT VALUE AWARDED			30.0%	
% OF APPLICABLE PAYMENTS MADE				24.7%
TOTAL ADJUSTED CONSTRUCTION AND PROFESSIONAL SERVICES PROVIDER PARTICIPATION			\$ 377,694,660	\$ 206,770,950



THOMAS A. MASON CO. INC.

Thomas A. Mason Co. was founded more than 100 years ago by Sicilian immigrant Thomas Macaione, whose grandsons now run the company. Tom Mason is manager of business operations and Steve Macaione is company president.

The company provides soft flooring, drywall, painting, coating and fireproof painting services on The Tower and Commons and has been hiring workers through the Residents Preference Program for some time. While Steve wasn't sure about the program at first, he became a believer when he saw how well it works.

"Many of these individuals were unemployed before. Now they have jobs with full benefits, and they're making good money. The RPP workers we've had on our team have worked out very well," he says.

Tom says the company has grown slowly and naturally over the years, but projects like The Tower and Commons have contributed to its success. Steve believes the project will help them reach the next level. "With other projects starting downtown, I think we may have about four years of work lined up," he says.

TABLE 3: SBE PROFESSIONAL SERVICES PROVIDERS

Much of the focus and excitement of a major building project is on the many construction and trade groups who lift skyscrapers out of the ground. Before a shovelful of dirt is moved, however, architects, engineers and

other professional service providers design and plan the structure. For ease of reference, we have separated just the SBE professional services providers listed in Table 2 and shown them here.

SBE FIRM	SUBCONTRACTOR TO	TRADE/DESCRIPTION OF WORK	TOTAL CONTRACT AMOUNT	AMOUNT PAID THROUGH 03/31/2016
American Design Inc.	Kendall/Heaton Associates	East Office Building Demolition	\$ 43,320	\$ 43,320
American Design Inc.	Kendall/Heaton Associates	East Office Building Selective	\$ 6,313	\$ 6,313
American Design Inc.	Valerio Dewalt Train Associates	Fitness Architectural Services/CD Production	\$ 109,400	\$ 84,070
American Design Inc.	Valerio Dewalt Train Associates	Office Architectural Services/CD Production	\$ 638,735	\$ 307,070
Barrientos Design & Consulting Inc.	Kendall/Heaton Associates	Van Buren Bridge Project	\$ 166,610	\$ 149,262
Con-Cor Co. Inc.	Giles Engineering Associates Inc.	Concrete Coring Services	\$ 79,043	\$ 79,043
Continuum Architects & Planners S.C.	Kendall/Heaton Associates	Code Review and Permit Expediting Services	\$ 31,320	\$ 25,682
Continuum Architects & Planners S.C.	Kendall/Heaton Associates	Old North Office Building Basement	\$ 97,265	\$ 81,703
Continuum Architects & Planners S.C.	Kendall/Heaton Associates	South Office Building	\$ 15,979	\$ 4,325
Dakota Intertek Corp.	Giles Engineering Associates Inc.	Labor and Hand Augering Services	\$ 3,411	\$ 3,411
Fusion Integrated Solutions LLC	HMA Consultants Inc.	Construction Services	\$ 45,000	\$ 5,520
IBC Engineering Services Inc.	Alvine Engineering	MEP Engineering for Tower Center TI	\$ 495,760	\$ 395,760
IBC Engineering Services Inc.	Aquatic Design & Engineering Inc.	Electrical Engineering	\$ 33,275	\$ 27,675
IBC Engineering Services Inc.	Sebesta Blomberg & Associates	Mechanical and Electrical Commissioning Services	\$ 45,760	\$ 3,960
P.A. Roeper & Associates Inc.	Graef USA	Drafting Services	\$ 22,500	\$ 22,500
Prism Technical Management & Marketing Services LLC	Northwestern Mutual	HR Consultant	\$ 546,155	\$ 445,777
Quorum Architects Inc.	Kendall/Heaton Associates	Graphics/Wayfinding Consultant	\$ 244,240	\$ 182,686
Quorum Architects Inc.	The Office of James Burnett	Associate Landscape Architects	\$ 218,230	\$ 120,013
Rinka Chung Architecture Inc.	BuroHappold Consulting Engineers PC	Solar Reflectivity Site Assessment	\$ 6,000	\$ 3,001
Rinka Chung Architecture Inc.	BuroHappold Consulting Engineers PC	LEED Consulting	\$ 34,000	\$ 13,523
Rinka Chung Architecture Inc.	Kendall/Heaton Associates	North Parking Garage	\$ 58,000	\$ 15,510
Rinka Chung Architecture Inc.	Valerio Dewalt Train Associates	Identity Center Café Architectural Services	\$ 64,450	\$ 9,500
Rinka Chung Architecture Inc.	Valerio Dewalt Train Associates	Credit Union Architectural Services	\$ 68,035	\$ 55,395
ZS LLC	Applied Technical Services Inc.	Façade Access Design Services	\$ 62,975	\$ 58,093

(CONTINUED ON PAGE 19)

TABLE 3: SBE PROFESSIONAL SERVICES PROVIDERS (CONTINUED)

SBE FIRM	SUBCONTRACTOR TO	TRADE/DESCRIPTION OF WORK	TOTAL CONTRACT AMOUNT	AMOUNT PAID THROUGH 03/31/2016
ZS LLC	Entuitive Corp.	Building Enclosure Sub-Consultant	\$ 42,950	\$ 22,390
ZS LLC	Kendall/Heaton Associates	Structural Engineering	\$ 23,124	\$ 23,124
ZS LLC	Magnusson Klemencic Associates	Structural Engineering	\$ 215,500	\$ 215,375
ZS LLC	Northwestern Mutual	Laser Scanning Services	\$ 51,000	\$ 51,000
TOTAL SBE PROFESSIONAL SERVICES PROVIDER PARTICIPATION			\$ 3,468,350	\$ 24,550,000
% OF APPLICABLE PROFESSIONAL SERVICES CONTRACT VALUE AWARDED			35.0%	
% OF APPLICABLE PROFESSIONAL SERVICES PAYMENTS MADE				25.5%
TOTAL ADJUSTED APPLICABLE PROFESSIONAL SERVICES PROVIDER PARTICIPATION			\$ 9,907,493*	\$ 9,635,537*

*This total excludes contracts for specialty disciplines as well as those awarded prior to Dec. 1, 2012, including Kendall/Heaton Associates, Ring & DuChateau, Valerio Dewalt Train Associates and Pickard Chilton.



QUORUM ARCHITECTS INC.

Quorum Architects is a certified small business enterprise owned by Allyson Nemeć. Working with the Office of James Burnett, Kendall/Heaton Associates and Valerio Dewalt Train Associates, the firm provides architectural

services for landscaping and interior design for signage for The Tower and Commons. They've been part of the design team for the last three years.

"This is the biggest project we have worked on," Allyson says. "We came in thinking it would be different than smaller projects, but it is comparable, just with a much bigger team on a bigger scale."

Allyson believes Quorum's participation in this project will lead to other opportunities for her firm, especially given the relationships they've developed with contracting partners and other team members. "We've established relationships with the prime contractors we've worked with on this project, and we hope to collaborate with some of them in the near future as well."

TABLE 4: SBE CONSTRUCTION PROVIDERS

The visible creation of our Tower and Commons is in the capable hands of the construction contractors and subcontractors. They are responsible for preparing the construction site and erecting the building that

will change the shape of our Milwaukee skyline. For ease of reference, we have separated just the SBE construction providers listed in Table 2 and shown them here.

SBE FIRM	SUBCONTRACTOR TO	TRADE/DESCRIPTION OF WORK		TOTAL CONTRACT AMOUNT	AMOUNT PAID THROUGH 03/31/2016
Affirmative Supply Company	Central Ceiling Systems Inc.	Acoustical Ceiling Tile Supply	\$	380,000	\$ -
Arrow-Crete Construction LLC	Globe Contractors Inc.	Concrete	\$	104,987	\$ 104,987
Arteaga Construction Inc.	Veit & Co. Inc.	Crane	\$	24,080	\$ 24,080
Arteaga Construction Inc.	Langer Roofing & Sheet Metal Inc.	Labor and Materials	\$	1,322,538	\$ 587,765
ASAP Fastening Systems Inc.	Construction Supply & Erection	Supplier of Various Fasteners	\$	3,418	\$ 3,418
Autumn Trucking Inc.	Veit & Co. Inc.	Fuel and Oil	\$	192,854	\$ 192,854
Autumn Trucking Inc.	Globe Contractors Inc.	Fuel	\$	120,006	\$ 120,006
Autumn Trucking Inc.	Veit & Co. Inc.	Fuel and Oil	\$	259,371	\$ 259,371
B & D Contractors	Klein-Dickert Milwaukee Inc.	Install Mirrors and Glass	\$	404,200	\$ -
B & D Contractors	Milwaukee Plate Glass Co.	Installation of Glass and Glazing	\$	886,719	\$ -
Belonger Corp. Inc.	Gilbane C.G. Schmidt Inc.	Interior HVAC	\$	2,623,164	\$ -
Best Erectors Inc.	Grunau Co. Inc.	Installation/Erection	\$	2,625,000	\$ 598,151
Best Erectors Inc.	Klein-Dickert Milwaukee Inc.	Curtainwall Insulation	\$	668,068	\$ -
Best Erectors Inc.	Midwest Stairs & Iron Inc.	Miscellaneous Metals	\$	1,083,597	\$ 673,264
BestEd Business	Gilbane C.G. Schmidt Inc.	Safety Protection	\$	14,372	\$ 18,936
BMR Design Group Inc.	United States Alliance Fire Protection Inc.	Professional Services	\$	203,309	\$ 187,217
CH Coakley & Co.	Otis Elevator Co.	Offsite Storage and Trucking	\$	29,304	\$ 29,304
Choice Construction Co. Inc.	C.G. Schmidt Inc.	Welded Wire Fabric Reinforcing	\$	2,120,349	\$ 1,908,314
Choice Construction Co. Inc.	Ceco Concrete Construction	Rebar Installation	\$	873,000	\$ 828,656
Choice Construction Co. Inc.	LeJeune Steel Co.	Steel Erection	\$	7,180,000	\$ 6,276,343
Con-Cor Co. Inc.	Munson Inc.	Core-Drilling Floor	\$	5,775	\$ 5,775
Con-Cor Co. Inc.	Veit & Co. Inc.	Concrete Sawing	\$	215,290	\$ 194,660
Con-Cor Co. Inc.	Globe Contractors Inc.	Sawing	\$	14,011	\$ 14,011

(CONTINUED ON PAGE 21)

TABLE 4: SBE CONSTRUCTION PROVIDERS (CONTINUED)

SBE FIRM	SUBCONTRACTOR TO	TRADE/DESCRIPTION OF WORK		TOTAL CONTRACT AMOUNT	AMOUNT PAID THROUGH 03/31/2016
Con-Cor Co. Inc.	Veit & Co. Inc.	Saw Cutting	\$	5,760	\$ 5,760
Con-Cor Co. Inc.	C.G. Schmidt Inc.	Concrete Cutting	\$	1,139	\$ 1,139
Con-Cor Co. Inc.	Staff Electric Co. Inc.	Labor and Material Coring	\$	10,350	\$ 10,350
DAAR Engineering Inc.	LeJeune Steel Co.	Surveying	\$	25,194	\$ 25,194
DAAR Engineering Inc.	Gilbane C.G. Schmidt Inc.	Site Survey	\$	299,561	\$ 206,544
DAAR Engineering Inc.	Construction Supply & Erection	Survey Work	\$	204,845	\$ 285,256
Dairyland Electric Co. Inc.	Grunau Co. Inc.	Plumbing Labor/Supplier	\$	819,206	\$ 333,250
Dairyland Electric Co. Inc.	Johnson Controls	Shaft Extension	\$	1,059,723	\$ 18,061
Dairyland Electric Co. Inc.	Staff Electric Co. Inc.	Install and Furnish Fire Alarm and Generator	\$	3,754,207	\$ 1,352,236
Dairyland Electric Co. Inc.	Staff Electric Co. Inc.	Install and Furnish Tie/Data	\$	1,926,242	\$ 47,487
Dairyland Electric Co. Inc.	Staff Electric Co. Inc.	Electrical	\$	16,624	\$ 16,624
Dairyland Electric Co. Inc.	Staff Electric Co. Inc.	Electrical	\$	306,320	\$ 306,320
Dairyland Electric Co. Inc.	Staff Electric Co. Inc.	Switchgear	\$	2,209	\$ 2,209
Duwe Metal Products Inc.	Benson Industries Inc.	Shop and Field Labor and Miscellaneous Metals	\$	15,867,515	\$ 1,669,874
Duwe Metal Products Inc.	Gilbane C.G. Schmidt Inc.	Interior Miscellaneous Metals	\$	83,133	\$ -
Duwe Metal Products Inc.	Gilbane C.G. Schmidt Inc.	Fabrication and Installation	\$	125,250	\$ -
Duwe Metal Products Inc.	Gilbane C.G. Schmidt Inc.	Install Misc. Metals	\$	83,113	\$ -
Duwe Metal Products Inc.	Gilbane C.G. Schmidt Inc.	Acoustic Screen Wall	\$	60,304	\$ 60,304
EKG Trucking LLC	Globe Contractors Inc.	Trucking and Permits	\$	470,302	\$ 470,302
Equity Supply Group LLC	Boelter LLC	Equipment	\$	400,000	\$ -
Equity Supply Group LLC	Sergenian's Floor Coverings Inc.	Material Supplier	\$	743,337	\$ -
Equity Supply Group LLC	Thorne Associates Inc.	Framing and Drywall Materials	\$	1,500,000	\$ 1,165,157
ER Abernathy Industrial Inc.	Gilbane C.G. Schmidt Inc.	Safety Protection	\$	5,280	\$ 1,286
Greenfire Management Services LLC	Gilbane C.G. Schmidt Inc.	Project Engineering Services	\$	358,400	\$ 213,147
Hard Rock Sawing & Drilling Specialists Co.	Veit & Co. Inc.	Concrete Cutting	\$	9,240	\$ 9,240
Hawk Construction LLC	Veit & Co. Inc.	Hydro Excavation	\$	30,426	\$ 30,426
Hawk Construction LLC	C.G. Schmidt Inc.	Foundations and Helical Piers	\$	27,929	\$ 27,929

(CONTINUED ON PAGE 22)

TABLE 4: SBE CONSTRUCTION PROVIDERS (CONTINUED)

SBE FIRM	SUBCONTRACTOR TO	TRADE/DESCRIPTION OF WORK		TOTAL CONTRACT AMOUNT	AMOUNT PAID THROUGH 03/31/2016
Hetzel Tile & Marble Inc.	Gilbane C.G. Schmidt Inc.	Hard Tile/Interior Stone Installation	\$	3,633,599	\$ 385,080
Hetzel-Sanfilippo Inc.	Central Ceiling Systems Inc.	Acoustic Ceilings	\$	558,300	\$ -
Hetzel-Sanfilippo Inc.	C.G. Schmidt Inc.	Sleeper Floor Carpentry Labor	\$	408,054	\$ -
Hetzel-Sanfilippo Inc.	C.G. Schmidt Inc.	Markerboard Installation	\$	239,880	\$ -
Hetzel-Sanfilippo Inc.	Gilbane C.G. Schmidt Inc.	Miscellaneous General Conditions	\$	74,893	\$ 67,617
Hetzel-Sanfilippo Inc.	Gilbane C.G. Schmidt Inc.	Mock Up	\$	477,282	\$ 429,554
Hetzel-Sanfilippo Inc.	Thorne Associates Inc.	Framing and Drywall	\$	2,100,000	\$ 1,177,152
Hetzel-Sanfilippo Inc.	Langer Roofing & Sheet Metal Inc.	Labor and Materials	\$	65,000	\$ -
Hiram Power Electric	Staff Electric Co. Inc.	Furnish Electrical Fixtures	\$	30,602	\$ 30,602
Hiram Power Electric	Staff Electric Co. Inc.	Furnish Medium Voltage	\$	10,908	\$ 10,908
Hiram Power Electric	Staff Electric Co. Inc.	Furnish Miscellaneous Materials	\$	154,383	\$ 86,597
House of Stone Inc.	Structures Hardscapes Specialists	Masonry	\$	461,420	\$ -
House of Stone Inc.	Boelter LLC	Stone Tops	\$	525,000	\$ -
Hurt Electric Inc.	Johnson Controls Inc.	Controls Materials and Installation Labor	\$	33,467	\$ -
Hurt Electric Inc.	Staff Electric Co. Inc.	Install and Furnish Distribution and UPS	\$	5,276,622	\$ 3,919,537
Hurt Electric Inc.	Staff Electric Co. Inc.	Fixtures and Lamps	\$	2,734,046	\$ 1,463,894
HVA Products Inc.	Grunau Co. Inc.	Fuel Controls	\$	19,250	\$ -
JCP Construction LLC	Gilbane C.G. Schmidt Inc.	Foundation Waterproofing	\$	3,628,800	\$ 3,080,173
JCP Construction LLC	Glenn Rieder Inc.	Installation Services	\$	360,380	\$ -
JCP Construction LLC	Thorne Associates Inc.	Framing/Drywall/Labor	\$	2,100,000	\$ 1,003,074
JCP Construction LLC	Boelter LLC	Labor	\$	292,000	\$ 22,822
KMI Construction LLC	Gilbane C.G. Schmidt Inc.	Masonry	\$	7,372,075	\$ 2,557,126
KMI Construction LLC	C.G. Schmidt Inc.	Masonry	\$	4,150	\$ 4,150
Marek Landscaping LLC	Veit & Co. Inc.	Erosion Control	\$	49,352	\$ 49,352
McDowell Construction Corp.	Globe Contractors Inc.	Asphalt	\$	98,658	\$ 98,658
McDowell Construction Corp.	Veit & Co. Inc.	Fencing	\$	77,423	\$ 77,423
McKinley's Corp.	Grunau Co. Inc.	HVAC Demolition	\$	16,400	\$ 16,400

(CONTINUED ON PAGE 23)

TABLE 4: SBE CONSTRUCTION PROVIDERS (CONTINUED)

SBE FIRM	SUBCONTRACTOR TO	TRADE/DESCRIPTION OF WORK		TOTAL CONTRACT AMOUNT	AMOUNT PAID THROUGH 03/31/2016
Metropolitan Services Inc.	Globe Contractors Inc.	Traffic Control	\$	151,998	\$ 151,998
Milwaukee Metal Products Co.	Benson Industries Inc.	Fabricators of Embeds and Miscellaneous Metals	\$	127,349	\$ 283,230
Milwaukee Metal Products Co.	Terra Engineering & Construction Corp.	Tieback Bearing Plates	\$	4,692	\$ 4,692
Natural Athletic Turf LLC	Stano Landscaping	Hardscape Restoration	\$	50,850	\$ 50,850
Nuvo Construction Co. Inc.	C.G. Schmidt Inc.	Concrete	\$	3,900,000	\$ 3,648,305
Nuvo Construction Co. Inc.	Terra Engineering & Construction Corp.	Bulk Cement	\$	128,824	\$ 128,824
P.L. Freeman Co.	Grunau Co. Inc.	HVAC and Plumbing Labor/Supplier	\$	6,186,759	\$ 3,844,474
P.L. Freeman Co.	Terra Engineering & Construction Corp.	Wales	\$	104,848	\$ 104,848
P.L. Freeman Co.	Langer Roofing & Sheet Metal Inc.	Roofing	\$	136,500	\$ 14,862
Price & Sons Inc.	Staff Electric Co. Inc.	Miscellaneous Supplier	\$	2,133,120	\$ 860,189
Price & Sons Inc.	United States Alliance Fire Protection	Material Supplier	\$	21,262	\$ -
Rams Contracting Ltd.	Veit & Co. Inc.	Trucking	\$	12,513	\$ 12,513
Rockwell Mechanical LLC	Grunau Co. Inc.	HVAC Labor/Supplier	\$	4,865,885	\$ 2,644,004
Rockwell Mechanical LLC	J.F. Ahern Co.	Chiller Procurement/Installation	\$	418,380	\$ 418,380
Security Office Services Inc.	Gilbane C.G. Schmidt Inc.	Site Security	\$	195,000	\$ 159,735
Sonag Ready Mix LLC	Common Links Construction	Metal Framing, Drywall and Taping	\$	1,017,600	\$ -
Sonag Ready Mix LLC	Ceco Concrete Construction	Concrete Material	\$	980,000	\$ 964,749
Sonag Ready Mix LLC	C.G. Schmidt Inc.	CIP Concrete	\$	20,846	\$ 20,846
Spann & Associates LLC	Gilbane C.G. Schmidt Inc.	Project Engineering Services	\$	238,555	\$ 230,974
Thomas A. Mason Co. Inc.	G3 Technologies Inc.	Floor Installation	\$	1,485,933	\$ -
Thomas A. Mason Co. Inc.	Gilbane C.G. Schmidt Inc.	Soft Flooring	\$	1,965,209	\$-
Thomas A. Mason Co. Inc.	All-Tech Decorating Co.	Painting	\$	805,040	\$ 10,402
Thomas A. Mason Co. Inc.	All-Tech Decorating Co.	Painting	\$	256,131	\$ -
Thomas A. Mason Co. Inc.	Thorne Associates Inc.	Taping Labor	\$	2,100,000	\$ 102,311
Tremmel-Anderson Trucking LLC	Veit & Co. Inc.	Trucking	\$	228,546	\$ 228,546
Tremmel-Anderson Trucking LLC	New Berlin Grading Inc.	Earthwork	\$	6,025	\$ 6,025
Valente Transport Inc.	Veit & Co. Inc.	Trucking	\$	760,581	\$ 760,581

(CONTINUED ON PAGE 24)

TABLE 4: SBE CONSTRUCTION PROVIDERS (CONTINUED)

SBE FIRM	SUBCONTRACTOR TO	TRADE/DESCRIPTION OF WORK		TOTAL CONTRACT AMOUNT	AMOUNT PAID THROUGH 03/31/2016
Valente Transport Inc.	Veit & Co. Inc.	Trucking/Disposal	\$	828,802	\$ 828,802
Vizcaino's Trucking LLC	Veit & Co. Inc.	Trucking	\$	267,734	\$ 267,734
Vizcaino's Trucking LLC	Globe Contractors Inc.	Trucking	\$	127,324	\$ 127,324
Vizcaino's Trucking LLC	Veit & Co. Inc.	Trucking	\$	20,164	\$ 20,164
ZS LLC	Gilbane C.G. Schmidt Inc.	Engineering Services	\$	43,200	\$ 43,040
ZS LLC	Novum Structures LLC	Laser Scanning Services	\$	5,470	\$ 5,470
TOTAL SBE CONSTRUCTION PROVIDER PARTICIPATION			\$	109,946,103	\$ 48,709,197
% OF APPLICABLE CONSTRUCTION CONTRACT VALUE AWARDED				29.9%	
% OF APPLICABLE CONSTRUCTION PAYMENTS MADE					24.7%
TOTAL ADJUSTED CONSTRUCTION PROVIDER PARTICIPATION			\$	367,787,167	\$ 197,135,413

SECTION 4

RESIDENTS PREFERENCE PROGRAM

We are committed to improving the lives
of families in Southeastern Wisconsin.

Residents Preference Program Participation

The City of Milwaukee Residents Preference Program connects unemployed or underemployed residents with good-paying jobs. Northwestern Mutual has committed to improving the lives of families in

southeastern Wisconsin through its employee volunteer efforts and Northwestern Mutual Foundation giving. Our participation in RPP is just another example of our leadership in strengthening our hometown community.

TABLE 5: RPP PARTICIPATION LEVEL

Start of Project through March 31, 2016

TOTAL CONSTRUCTION HOURS			770,085
	GOAL	ACTUAL	STATUS
RPP Participation Percentage	40.0%	44.0%	+4.0
RPP Construction Hours	308,034	338,805	+30,771



CONTRACT HOURS WORKED

RPP construction hours worked represent 44.0% of all construction hours through March 31, 2016.

RPP participation is 30,771 hours ahead of goal.

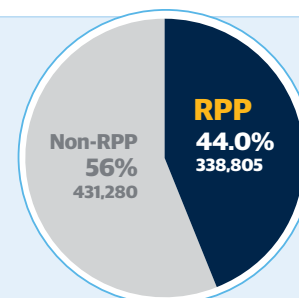


TABLE 6: RPP PARTICIPATION – EXCLUDING NON-WISCONSIN RESIDENTS

Start of Project through March 31, 2016

TOTAL CONSTRUCTION HOURS WORKED		770,085
Less Hours Worked by Non-Wisconsin Residents		(62,304)
Construction Hours Worked by Wisconsin Residents Only		707,781
RPP Construction Hours		338,805
RPP Participation Percentage (excluding non-Wisconsin residents)		47.9%

If the number of non-Wisconsin resident hours is subtracted from the total number of hours worked, RPP participation increases to 47.9 percent. While we are reporting 44.0 percent participation for the first quarter of 2016, 47.9 percent aligns with the City's requirement.

Milwaukee Code of Ordinances (MCO) Section 355-7(1)(a) notes that for the purpose of calculating RPP participation "... 'worker hours'... excludes the number of hours of work performed by all non-Wisconsin residents."

Numerical data presented in separate tables may differ slightly due to rounding.

TABLE 7: RPP PARTICIPATION BY CONTRACTOR

CONTRACTOR	TRADE	ON-SITE CONSTRUCTION HOURS THROUGH 03/31/2016			
		Projected RPP%	Total Hours	RPP Hours	RPP%
All-Tech Decorating Co.	Painting	40.0%	512.0	0.0	0.0%
APW	Acoustic Screen Wall	40.0%	387.8	169.8	43.8%
Arrow-Crete Construction LLC	Concrete	66.7%	513.8	249.5	48.6%
Arteaga Construction Inc.	Crane Rental	0.0%	8.0	8.0	100.0%
Arteaga Construction Inc.	Crane Rental	0.0%	955.0	692.0	72.5%
Belonger Corp.	Interior HVAC	0.0%	968.5	311.0	32.1%
Best Erectors Inc.	Ironwork	0.0%	5,452.5	3,627.0	66.5%
Best Erectors Inc.	Miscellaneous Metals	0.0%	8,075.0	3,685.3	45.6%
Black Sand Trucking	Trucking	0.0%	36.5	0.0	0.0%
Bohmann & Vick Inc.	Plumbing	39.3%	1,738.5	448.0	25.8%
Brand Energy Services	Specialty Services	0.0%	4,304.0	1,489.0	34.6%
Budnik & Sons Inc.	Trucking	0.0%	318.8	0.0	0.0%
C. LaShell Trucking	Trucking	0.0%	23.8	0.0	0.0%
C. LaShell Trucking	Trucking	0.0%	29.0	0.0	0.0%
C.G. Schmidt Inc.	General Contractors/Demo	20.0%	1,048.0	471.5	45.0%
C.G. Schmidt Inc.	Site Concrete	40.0%	76,195.0	37,578.5	49.3%
C.G. Schmidt Inc.	Carpentry	40.0%	2,688.5	1,402.5	52.2%
Ceco Concrete Construction LLC	Concrete Area D Core	40.0%	31,053.0	5,636.5	18.2%
Central Ceilings Systems Inc.	Tile Setter	40.0%	44.5	0.0	0.0%
Chenery Brothers Inc.	Waterproofing	0.0%	69.0	0.0	0.0%
Chilstrom Erecting Corp.	CIP Concrete	0.0%	61.0	61.0	100.0%
Chilstrom Erecting Corp.	Erecting	0.0%	44.0	16.0	36.4%
Choice Construction Co. Inc.	Rebar Installation	40.0%	16,626.0	6,941.0	41.7%
Choice Construction Co. Inc.	Steel Erection	42.0%	26,616.3	4,287.3	16.1%
Choice Construction Co. Inc.	Welded Wire Fabric Reinforcing	40.0%	27,280.5	11,124.0	40.8%
Clean Cut Tree Service Inc.	Landscaping	0.0%	64.0	0.0	0.0%
Cleveland Marble Co.	Stone Installation	40.0%	2,968.5	40.0	1.3%
Common Links Construction LLC	Stud & Drywall	0.0%	589.0	583.0	99.0%
Con-Cor Co. Inc.	Sawing	0.0%	23.3	0.0	0.0%
Con-Cor Co. Inc.	Concrete Coring	0.0%	144.8	0.0	0.0%
Con-Cor Co. Inc.	Sawing	50.0%	43.8	27.3	62.3%
Con-Cor Co. Inc.	Labor & Material Coring	0.0%	71.5	0.0	0.0%
Construction Supply & Erection	Steel Erection	38.8%	57,148.0	16,504.3	28.9%

(CONTINUED ON PAGE 28)

TABLE 7: RPP PARTICIPATION BY CONTRACTOR (CONTINUED)

CONTRACTOR	TRADE	ON-SITE CONSTRUCTION HOURS THROUGH 03/31/2016			
		Projected RPP%	Total Hours	RPP Hours	RPP%
Dairyland Electric Co. Inc.	Electrical	100.0%	233.0	233.0	100.0%
Dairyland Electric Co. Inc.	Electrical	0.0%	464.0	464.0	100.0%
Dairyland Electric Co. Inc.	Electrical	0.0%	3,010.3	1,439.0	47.8%
Dairyland Electric Co. Inc.	Electrical	0.0%	6,905.8	5,449.0	78.9%
Dairyland Electric Co. Inc.	Electrical	0.0%	1,330.5	696.5	52.3%
Dairyland Electric Co. Inc.	Telecom	0.0%	264.0	264.0	100.0%
Daniels Inc.	Trucking	0.0%	7.3	0.0	0.0%
Dnesco Electric Inc.	Electrical	0.0%	110.0	0.0	0.0%
Doral Corp.	Industrial Fabrication, Machinery Moving & Rigging	0.0%	664.5	0.0	0.0%
Duwe Metal Products Inc.	Acoustic Screen Wall	0.0%	16.0	0.0	0.0%
Duwe Metal Products Inc.	Mock Up	0.0%	47.5	0.0	0.0%
Duwe Metal Products Inc.	Site Installation Labor	0.0%	19,561.3	8,590.3	43.9%
EKG Trucking LLC	Trucking & Permits	70.0%	1,807.5	1,807.5	100.0%
Elite Environmental Service	Tank Cleaning	0.0%	12.3	0.0	0.0%
Faust Co. Inc.	Utility Disconnects	0.0%	118.0	36.0	30.5%
Flores Contracting	Erosion Control	0.0%	10.0	0.0	0.0%
Gilbane C.G. Schmidt Inc.	General Contractors	40.2%	33,338.5	13,860.0	41.6%
Globe Contractors Inc.	General Contractors	15.0%	4,997.5	1,672.0	33.5%
Gorman & Son Inc.	Trucking	0.0%	100.0	0.0	0.0%
Greg Rouse Trucking	Trucking	0.0%	528.8	409.3	77.4%
Greg Rouse Trucking	Trucking	0.0%	443.8	379.3	85.5%
GRO Horticultural Enterprises	Landscaping	0.0%	182.3	0.0	0.0%
Grunau Co. Inc.	Plumbing	40.0%	91,479.8	34,416.0	37.6%
Grunau Co. Inc.	Plumbing	40.0%	117.0	0.0	0.0%
Hawk Construction LLC	Foundations & Helical Piers	0.0%	161.8	0.0	0.0%
Hetzel Tile & Marble Inc.	Hard Tile/Interior Stone Installation	0.0%	5.5	0.0	0.0%
Hetzel Tile & Marble Inc.	Tile Setter	0.0%	122.0	0.0	0.0%
Hetzel-Sanfilippo Inc.	Framing & Drywall	48.3%	11,792.5	4,681.5	39.7%
Hetzel-Sanfilippo Inc.	Miscellaneous General Conditions	33.3%	641.0	203.5	31.7%
Hetzel-Sanfilippo Inc.	Mock Up	42.6%	1,000.5	470.5	47.0%
Hetzel-Sanfilippo Inc.	Carpentry	40.0%	1,873.5	713.0	34.1%
High Voltage Maintenance	Electrical	0.0%	73.5	0.0	0.0%

(CONTINUED ON PAGE 29)

TABLE 7: RPP PARTICIPATION BY CONTRACTOR (CONTINUED)

CONTRACTOR	TRADE	ONSITE CONSTRUCTION HOURS THROUGH 03/31/2016			
		Projected RPP%	Total Hours	RPP Hours	RPP%
Hurt Electric Inc.	Electrical	0.0%	9,155.0	4,393.5	48.0%
Insulation Industries Inc.	HVAC Labor/Material	0.0%	12,772.0	4,749.0	37.2%
Integrity Environmental	Asbestos Abatement	80.9%	2,544.5	2,397.5	94.2%
J & J Contracting LLC	Waste Removal	40.0%	683.0	451.0	66.0%
J.F. Ahern Co.	Mechanical/Plumbing	40.9%	2,614.7	722.5	27.6%
J.T. Farina Enterprises LLC	Trucking	0.0%	733.3	395.5	53.9%
J.T. Farina Enterprises LLC	Trucking	0.0%	666.0	402.5	60.4%
JCP Construction LLC	Foundation Waterproofing	42.1%	3,940.0	3,844.3	97.6%
JCP Construction LLC	Carpentry	0.0%	12,278.0	6,909.0	56.3%
JCP Construction LLC	Kitchen Equipment Install	0.0%	296.0	250.0	84.5%
JCP Construction LLC	Millwork	0.0%	64.5	21.0	32.6%
JCP Construction LLC	Fire Protection	0.0%	78.0	78.0	100.0%
Kay & Sons LLC	Carpentry	40.0%	22.0	0.0	0.0%
Klein-Dickert Milwaukee Inc.	Glass	0.0%	28.0	0.0	0.0%
KMI Construction LLC	Masonry	40.0%	19,438.0	7,570.0	38.9%
KMI Construction LLC	Masonry	40.0%	52.0	0.0	0.0%
Langer Roofing & Sheet Metal Inc.	Roofing	40.0%	3,936.0	989.0	25.1%
M. Peters Trucking Inc.	Trucking	0.0%	162.5	0.0	0.0%
Marek Landscaping LLC	Erosion Control	44.6%	22.5	0.0	0.0%
Marshall Erecting Inc.	Electrical	0.0%	71.0	19.5	27.5%
McDowell Construction Corp.	Asphalt	66.7%	370.0	260.0	70.3%
McDowell Construction Corp.	Fencing	0.0%	196.0	177.0	90.3%
McKinley's Corp.	HVAC Demolition	0.0%	222.0	171.0	77.0%
Midwest Drilled Foundations & Engineering Inc.	Helical Piers	50.0%	242.0	118.5	49.0%
Midwest Stairs & Iron Inc.	Roofing	50.0%	453.0	0.0	0.0%
Mittelstadt LLC	Trucking	0.0%	13.5	0.0	0.0%
Morrow Equipment Company	Millwright	0.0%	329.0	0.0	0.0%
Munson Inc.	Fencing	40.2%	627.0	99.3	15.8%
Munson Inc.	Fencing	40.0%	69.0	0.0	0.0%
Natural Athletic Turf LLC	Hardscape Restoration	45.6%	438.3	94.3	21.5%
New Berlin Grading Inc.	Excavating	50.0%	181.5	89.5	49.3%
Northway Fencing Inc.	Fencing	0.0%	24.0	16.0	66.7%
P. J. Trucking Inc.	Trucking	0.0%	8.3	0.0	0.0%

(CONTINUED ON PAGE 30)

TABLE 7: RPP PARTICIPATION BY CONTRACTOR (CONTINUED)

CONTRACTOR	TRADE	ONSITE CONSTRUCTION HOURS THROUGH 03/31/2016			
		Projected RPP%	Total Hours	RPP Hours	RPP%
P.L. Freeman Co.	HVAC Labor/Material	0.0%	4,532.0	2,694.5	59.5%
P.L. Freeman Co.	HVAC Labor/Material	0.0%	575.5	575.5	100.0%
Precise Excavating LLC	Excavating	0.0%	110.0	0.0	0.0%
Rams Contracting Ltd.	Trucking	0.0%	172.8	126.3	73.1%
Renegade Trucking LLC	Trucking	0.0%	489.8	489.8	100.0%
Renegade Trucking LLC	Trucking	0.0%	528.0	484.8	91.8%
Reynolds Rigging & Crane Service Inc.	Crane Rental	0.0%	1,808.9	0.0	0.0%
Reynolds Rigging & Crane Service Inc.	Millwright	0.0%	577.0	0.0	0.0%
Reynolds Rigging & Crane Service Inc.	Crane Rental	0.0%	579.5	0.0	0.0%
Reynolds Rigging & Crane Service Inc.	Crane Rental	0.0%	30.8	0.0	0.0%
Reynolds Rigging & Crane Service Inc.	Crane Rental	0.0%	8.5	0.0	0.0%
Rockwell Mechanical LLC	HVAC Supplier/Labor	0.0%	3,056.0	2,747.5	89.9%
Rockwell Mechanical LLC	Chiller Procurement/Installation	0.0%	119.0	119.0	100.0%
S.J. Stanley Trucking Inc.	Trucking	0.0%	317.5	18.5	5.8%
Schlarb Contractors	Trucking	0.0%	2,021.3	530.3	26.2%
Schlarb Contractors	Trucking	0.0%	4,306.5	1,239.8	28.8%
Security Officer Services Inc.	Site Security	40.0%	9,710.3	9,242.3	95.2%
Smithsonian Materials	Trucking	0.0%	14.0	14.0	100.0%
Smithsonian Materials	Trucking	0.0%	80.8	80.8	100.0%
Staff Electric Co. Inc.	Electrical	40.8%	5,038.5	2,072.0	41.1%
Staff Electric Co. Inc.	Electrical	70.5%	727.0	331.5	45.6%
Staff Electric Co. Inc.	Electrical	50.0%	68.5	68.5	100.0%
Staff Electric Co. Inc.	Electrical	50.0%	55,866.8	32,229.5	57.7%
Staff Electric Co. Inc.	Electrical	0.0%	387.0	270.0	69.8%
Stano Landscaping	Hardscape Restoration	0.0%	20.3	0.0	0.0%
State Painting Co.	Painting	0.0%	160.0	0.0	0.0%
Still Trucking	Trucking	0.0%	90.3	0.0	0.0%
T & T Tree Services LLC	Landscaping	0.0%	45.0	0.0	0.0%
Terra Engineering & Construction Corp.	Sheeting	0.0%	14,503.0	2,159.0	14.9%
Thomas A. Mason Co. Inc.	Taping	0.0%	22.5	8.0	35.6%
Thomas A. Mason Co. Inc.	Painting	0.0%	329.0	329.0	100.0%
Thomas A. Mason Co. Inc.	Taping	0.0%	2,611.0	1,589.0	60.9%
Thomas A. Mason Co. Inc.	Taping	0.0%	7.5	0.0	0.0%

(CONTINUED ON PAGE 31)

TABLE 7: RPP PARTICIPATION BY CONTRACTOR (CONTINUED)

CONTRACTOR	TRADE	ONSITE CONSTRUCTION HOURS THROUGH 03/31/2016			
		Projected RPP%	Total Hours	RPP Hours	RPP%
Thorne Associates Inc.	Drywall	29.6%	14,811.5	0.0	0.0%
Titan Building Co.	Carpentry	0.0%	551.0	130.5	23.7%
Tom's Truck Service	Trucking	0.0%	306.3	306.3	100.0%
Tom's Truck Service	Trucking	0.0%	205.5	205.5	100.0%
Treescares Inc.	Landscaping	0.0%	8.8	0.0	0.0%
Tremmel-Anderson Trucking LLC	Trucking	0.0%	2,044.3	799.8	39.1%
Tri Star Mechanical	HVAC	0.0%	222.5	0.0	0.0%
Triada Employment Services LLC	Assembly Work	0.0%	35,496.8	34,649.0	97.6%
United Steel Works Inc.	Specialty Glazing in the Atrium	0.0%	6,871.7	3,147.0	45.8%
USA Fire Protection Inc.	Fire Protection	40.0%	8,334.8	3,109.8	37.3%
Valente Transport Inc.	Trucking	42.4%	466.8	154.5	33.1%
Valente Transport Inc.	Trucking/Disposal	0.0%	838.3	630.8	75.2%
Vandalae Services Inc.	Trucking	0.0%	43.0	0.0	0.0%
Veit & Co. Inc.	Earthwork	39.3%	26,480.3	14,050.0	53.1%
Veit & Co. Inc.	General Contractors	40.0%	29,679.5	13,812.5	46.5%
Veteran's Truck Line Inc.	Trucking	0.0%	63.0	0.0	0.0%
Vizcaino's Trucking LLC	Trucking	90.0%	1,063.5	1,000.8	94.1%
Weyker Excavating LLC	Trucking	0.0%	23.5	0.0	0.0%
Wilkin Insulation Co.	Fireproofing	30.0%	12,991.0	4,035.0	31.1%
Zien Inc.	Mechanical	0.0%	418.0	0.0	0.0%
PROJECT TOTALS		40.0%	770,085.4	338,804.8	44.0%

Gregory Pitt works for C.G. Schmidt Inc. on The Tower and Commons project and is certified through the Residents Preference Program.

A typical day for Greg is directing traffic on the street, tending to garbage and water removal, building ramps and signaling the crane. "I was working on this project during the very first phase when it was nothing but a big hole,"

he says. "To watch that hole grow to 30 floors in the air is a beautiful sight."

Like many of the workers, Greg likes to take his kids past the projects he's worked on. "It brings me joy to hear them say, 'My daddy did this' or 'My daddy did that' when we ride by," he says. "To me, this project is a monument. I will be here until the end, and this building will always be a part of me."



TABLE 8: RPP PARTICIPATION BY TRADE

TRADE	NUMBER OF RPP WORKERS	ZIP CODE	TOTAL RPP HOURS THROUGH 03/31/2016
Asbestos Abatement Worker (14)	7	53204	945.0
	6	53215	1,145.5
	1	53234	307.0
Bricklayer (12)	1	53204	433.0
	1	53208	683.5
	1	53210	23.0
	1	53213	848.0
	1	53214	48.0
	3	53218	2,031.5
	1	53219	397.5
	1	53223	848.0
	1	53225	40.0
	1	53227	199.0
Carpenter & Soft Floor Layer (59)	1	53202	1,791.5
	1	53204	1,588.3
	3	53206	2,536.0
	1	53207	95.5
	4	53208	2,054.5
	4	53209	532.5
	1	53210	80.0
	2	53211	1,031.0
	2	53212	1,037.5
	1	53213	2,447.0
	8	53215	4,923.3
	2	53216	1,267.0
	5	53218	1,981.5
	3	53219	1,819.0
	8	53221	4,366.5
	4	53222	3,992.5
	1	53223	2,777.5
	3	53224	4,176.5
	2	53225	823.5
	1	53227	2,172.0
	2	53233	1,918.0
Cement Mason/Concrete Finisher (13)	1	53205	1,559.0
	2	53206	174.5

(CONTINUED ON PAGE 33)

TABLE 8: RPP PARTICIPATION BY TRADE (CONTINUED)

TRADE	NUMBER OF RPP WORKERS	ZIP CODE	TOTAL RPP HOURS THROUGH 03/31/2016
	2	53207	795.0
	1	53209	1,824.5
	1	53215	558.0
	3	53219	2,438.5
	1	53222	118.5
	1	53223	577.0
	1	53224	1,831.5
Drywall Taper or Finisher (7)	1	53202	22.0
	2	53204	508.0
	1	53206	584.0
	1	53208	30.0
	2	53215	894.0
Electrician (44)	1	53202	3,007.3
	1	53204	123.0
	1	53205	955.5
	1	53206	624.0
	4	53207	2,959.0
	3	53208	2,503.0
	3	53209	1,793.0
	4	53210	2,333.8
	1	53212	57.0
	3	53215	1,585.0
	4	53216	4,820.5
	5	53218	4,305.3
	3	53219	4,083.3
	4	53220	5,299.0
	3	53221	5,319.3
	1	53222	1,226.0
	1	53223	412.0
	1	53225	728.5
Fence Erector (4)	2	53204	102.5
	1	53218	99.3
	1	53220	90.5
General Laborer (154)	1	53202	9.0
	14	53204	4,038.5
	7	53205	4,678.0

(CONTINUED ON PAGE 34)

TABLE 8: RPP PARTICIPATION BY TRADE (CONTINUED)

TRADE	NUMBER OF RPP WORKERS	ZIP CODE	TOTAL RPP HOURS THROUGH 03/31/2016
	11	53206	4,613.9
	9	53207	4,037.5
	5	53208	2,028.5
	11	53209	9,467.0
	3	53210	1,880.3
	3	53211	1,161.0
	11	53212	8,689.8
	1	53213	10.0
	3	53214	3,043.0
	7	53215	2,970.5
	14	53216	8,456.3
	17	53218	5,734.0
	5	53219	5,499.8
	3	53220	977.5
	7	53221	7,144.0
	6	53222	2,101.5
	1	53223	46.0
	4	53224	3,787.5
	9	53225	6,110.5
	1	53228	944.5
	1	53233	70.0
Glazier (2)	1	53233	586.5
	1	53228	36.5
Heat or Frost Insulator (6)	2	53204	2,086.0
	1	53213	604.0
	1	53216	801.0
	1	53221	729.5
	1	53227	528.5
Heavy Equipment Operator (15)	2	53207	371.0
	1	53209	16.0
	2	53211	2,734.5
	2	53212	449.0
	1	53215	980.5
	1	53218	850.0
	2	53219	2,330.0
	2	53222	652.0

(CONTINUED ON PAGE 35)

TABLE 8: RPP PARTICIPATION BY TRADE (CONTINUED)

TRADE	NUMBER OF RPP WORKERS	ZIP CODE	TOTAL RPP HOURS THROUGH 03/31/2016
	1	53224	194.0
	1	53225	3,090.5
Ironworker (67)	1	53202	647.3
	4	53204	5,126.3
	2	53205	112.5
	6	53206	4,041.5
	4	53207	1,492.5
	5	53208	3,372.3
	4	53209	3,877.5
	3	53210	1,390.8
	2	53211	1,872.5
	1	53212	831.5
	1	53213	781.0
	7	53215	7,807.3
	1	53216	57.0
	3	53218	3,957.5
	4	53219	5,647.8
	3	53220	2,241.5
	5	53221	4,151.0
	2	53222	2,273.0
	1	53223	557.5
	5	53225	5,088.5
	2	53228	700.5
	1	53233	1,352.5
Landscaper (1)	1	53204	94.3
Painter/Sprayer (4)	1	53207	55.0
	1	53208	56.0
	1	53214	178.0
	1	53216	48.0
Pipefitter (3)	1	53207	54.5
	1	53216	586.0
	1	53225	16.0
Plasterer (1)	1	53225	1,347.0
Plumber (16)	1	53204	1,735.8
	1	53208	1,182.0
	1	53209	533.0

(CONTINUED ON PAGE 36)

TABLE 8: RPP PARTICIPATION BY TRADE (CONTINUED)

TRADE	NUMBER OF RPP WORKERS	ZIP CODE	TOTAL RPP HOURS THROUGH 03/31/2016
	2	53211	1,541.0
	1	53212	1,227.0
	2	53215	720.3
	1	53216	661.0
	1	53218	63.0
	1	53220	36.0
	1	53222	1,161.0
	1	53224	722.0
	3	53225	1,272.3
Roofer (6)	1	53207	532.5
	1	53210	165.5
	1	53223	400.0
	1	53224	37.5
	1	53225	44.0
	1	53228	372.5
Security (13)	1	53206	596.3
	2	53208	2,775.8
	2	53212	1,621.3
	1	53215	1,409.2
	4	53216	1,992.5
	1	53218	36.8
	2	53225	810.5
Sheet Metal Worker (22)	1	53202	9.0
	2	53206	293.5
	3	53207	1,901.0
	1	53210	170.0
	3	53212	1,069.8
	2	53215	1,527.0
	4	53218	1,708.3
	1	53220	1,197.3
	1	53221	199.5
	1	53222	1,794.0
	1	53224	750.5
	2	53227	2,158.8
Sprinkler Fitter (4)	1	53208	1,378.0
	1	53211	141.3

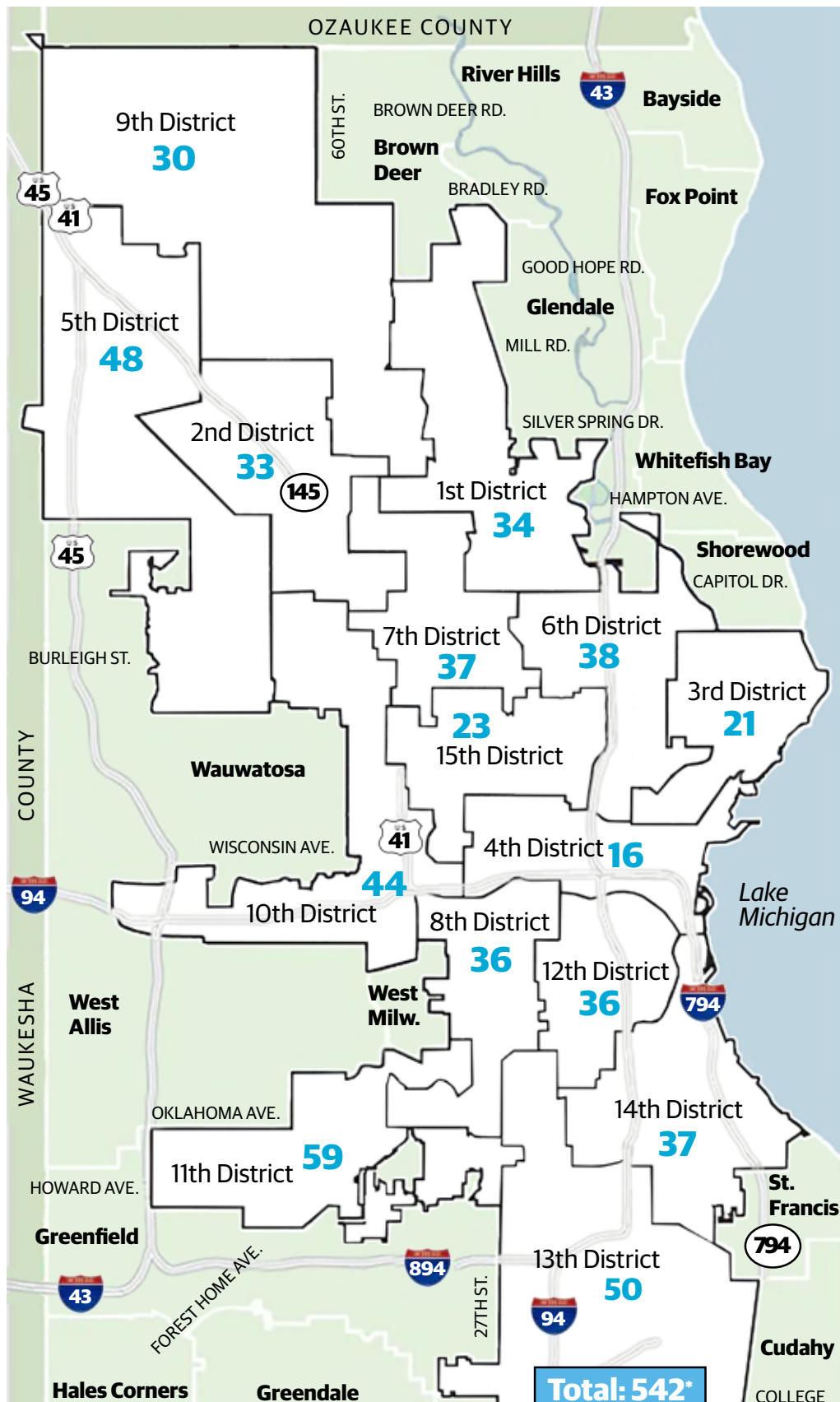
(CONTINUED ON PAGE 37)

TABLE 8: RPP PARTICIPATION BY TRADE (CONTINUED)

TRADE	NUMBER OF RPP WORKERS	ZIP CODE	TOTAL RPP HOURS THROUGH 03/31/2016
Steamfitter (23)	1	53220	1,095.5
	1	53223	495.0
	1	53204	1,389.0
	3	53207	3,203.0
	2	53212	1,019.0
	1	53213	1,987.3
	2	53214	2,094.3
	1	53215	1,043.5
	1	53218	574.0
	3	53219	1,211.0
	3	53221	713.5
	1	53222	563.3
	1	53224	543.0
	2	53225	1,703.5
	1	53227	503.5
	1	53228	854.3
Technician (14)	1	53204	556.5
	1	53209	321.5
	2	53212	1,235.0
	2	53214	401.3
	2	53215	537.0
	3	53221	500.0
	2	53222	587.0
	1	53224	199.0
Truck Driver (49)	2	53204	72.3
	2	53207	422.0
	3	53209	180.0
	2	53210	283.8
	2	53214	92.0
	14	53215	2,887.0
	2	53218	422.8
	5	53219	1,822.8
	7	53221	603.5
	2	53222	281.8
	6	53223	1,800.0
	2	53224	607.8
TOTAL	553*		338,804.6

*BECAUSE WORKERS MAY WORK IN MORE THAN ONE TRADE, THE TOTAL NUMBER LISTED HERE IS HIGHER THAN THE ACTUAL NUMBER. THE CONFIRMED NUMBER OF WORKERS EMPLOYED THROUGH THE RESIDENTS PREFERENCE PROGRAM IS 536.

DISTRIBUTION OF RPP-CERTIFIED WORKERS BY MILWAUKEE ALDERMANIC DISTRICT AS OF MARCH 31, 2016



*THE CONFIRMED NUMBER OF WORKERS EMPLOYED THROUGH THE RESIDENTS PREFERENCE PROGRAM IS 536. WORKERS WHO MOVED DURING THE PROJECT MAY BE COUNTED IN MORE THAN ONE DISTRICT.

SECTION 5

APPRENTICESHIP PROGRAM

We are committed to helping Milwaukee residents get a jump-start in their careers.

Apprenticeship Participation

Northwestern Mutual includes apprenticeship requirements in its construction contracts. Apprenticeships combine classroom instruction with on-the-job learning while working on construction projects under the supervision of experienced journey workers. The availability of construction apprenticeships varies by trade, employer and market fluctuations.

Contractors on The Tower and Commons project are asked to maximize the number of apprentices utilized in accordance with guidelines issued by the Wisconsin Department of Workforce Development. The table below includes only those trades considered apprenticeable in the state of Wisconsin.

TABLE 9: APPRENTICESHIP STATUS

Through March 31, 2016

TRADE	JOURNEYPERSONS	APPRENTICES	SUBJOURNEYPERSONS	UNION LOCAL NO.
Bricklayer	31	5	0	8
Carpenter and Soft Floor Layer	235	20	0	161
Cement Mason/Concrete Finisher	35	7	0	599
Drywall Taper or Finisher	19	0	0	7
Electrician	114	14	0	494
General Laborer	331	10	0	113
Glazier	11	0	0	1204
Heat or Frost Insulator	22	7	0	19
Heavy Equipment Operator	122	11	0	139
Ironworker	238	55	0	8
Millwright	9	2	0	1056
Painter/Sprayer	10	0	0	7
Piledriver	7	0	0	2337
Pipefitter	21	6	0	183
Plasterer	10	0	0	599
Plumber	52	12	0	75
Roofer	24	0	1	65
Sheet Metal Worker	68	11	4	18
Sprinkler Fitter	14	2	0	183
Steamfitter	47	7	6	601
Teledata Communications	21	1	0	494
Tile Layer	7	2	0	5
Tuck Pointers	5	0	0	599
TOTALS	1,453	172	11	

* Journeypersons sometimes work in more than one trade.

