

IN SOME JOBS, SUCCESS IS MEASURED  
BY WHAT DOESN'T HAPPEN.



BE A FORCE

# Auto Theft Trends

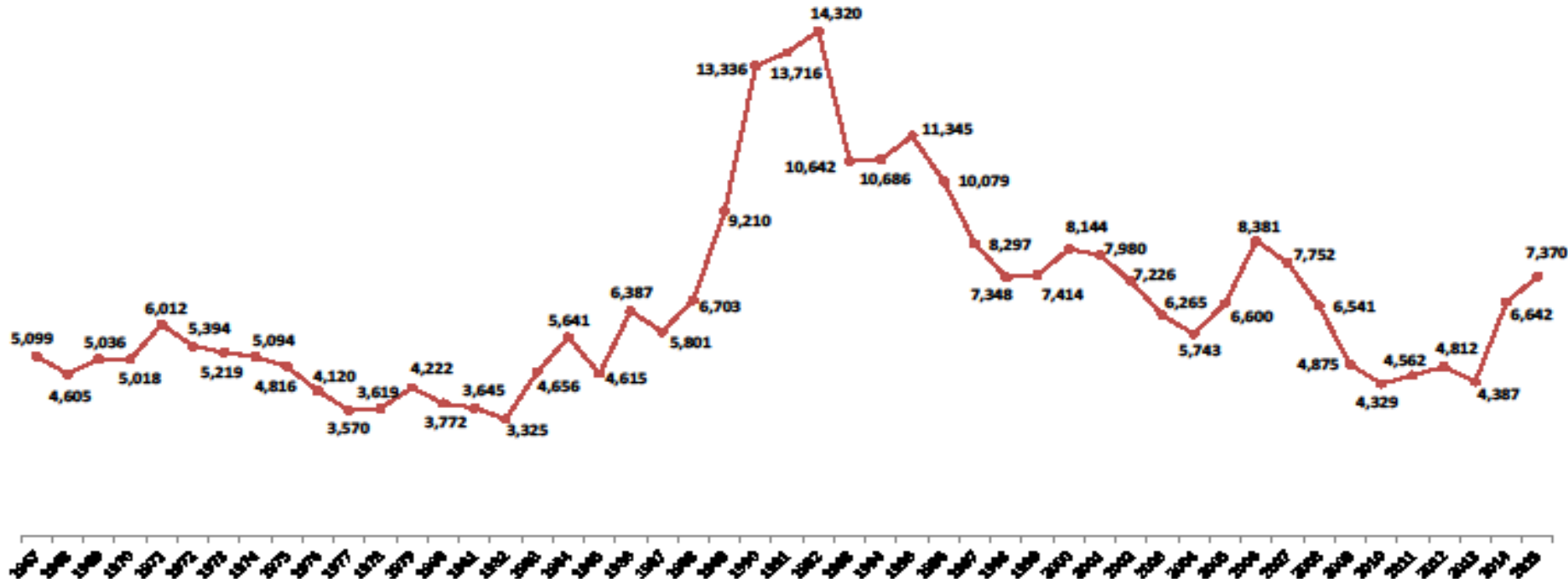
Public Safety Committee Presentation

February 18, 2016





### Auto Theft (1967 - 2015)



\*Data obtained from Milwaukee Police Department Annual Reports 1967-2015 – Uniform Crime Report Charts



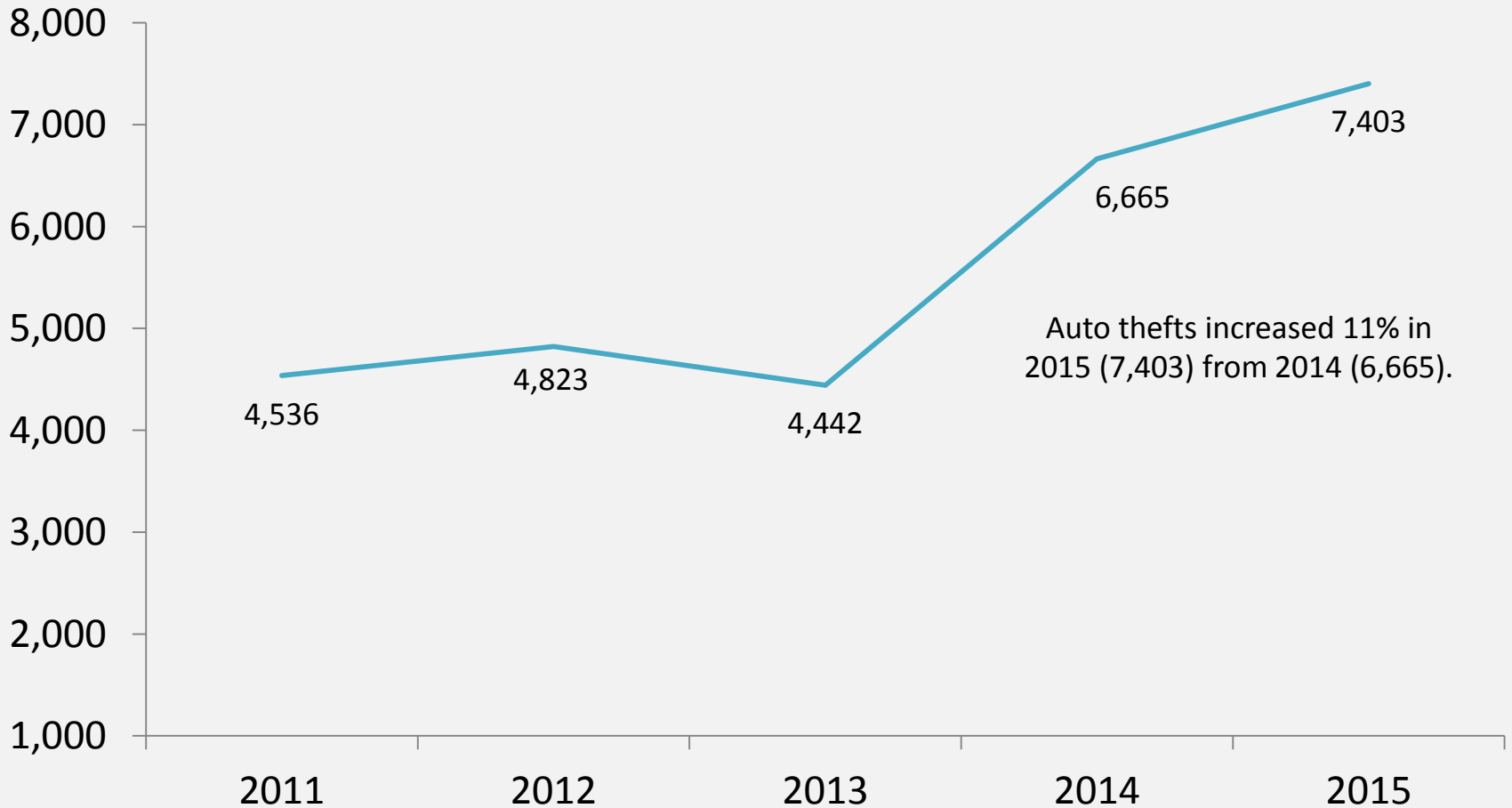
# Citywide Carjackings by Month

Month	2014	2015	2016	14-15 % Change
January	27	22	49	-19%
February	12	32	12*	167%
March	13	32	--	146%
April	17	34	--	100%
May	23	45	--	96%
June	41	46	--	12%
July	28	51	--	82%
August	54	49	--	-9%
September	46	42	--	-9%
October	24	37	--	54%
November	31	80	--	158%
December	38	42	--	11%
<b>Total</b>	<b>354</b>	<b>512</b>	<b>61</b>	<b>45%</b>

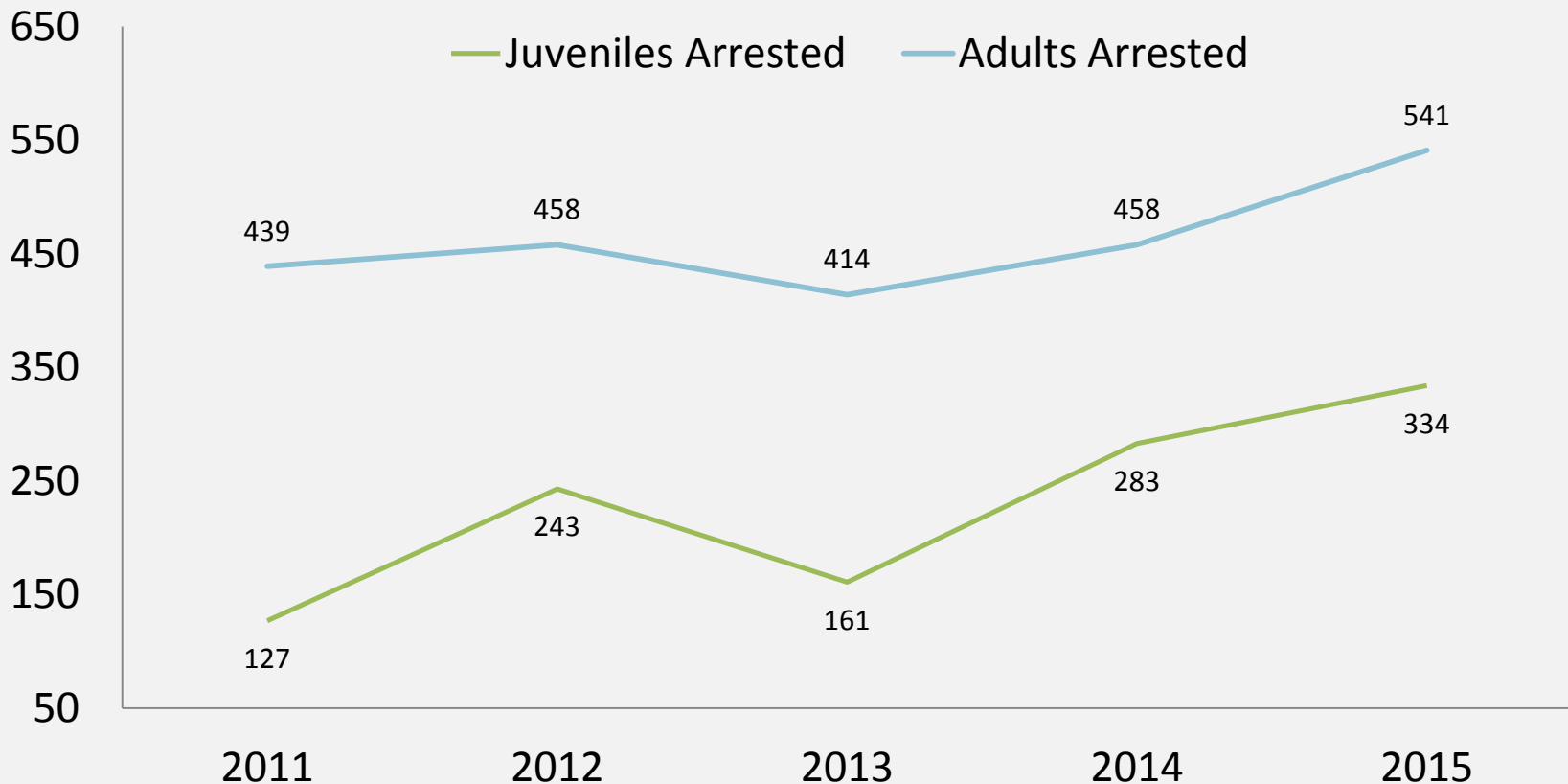
From January 1 - February 8, 2016 (61), carjackings increased 103% from the same time period in 2015 (30).

\*As of February 8, 2015. Counts distinct incidents of carjackings for the time period of January 1 – December 31, 2014-2015 and January 1 – February 8, 2016.

# Auto Thefts in the City of Milwaukee



# Juveniles & Adults Arrested for OAWOOC



# Auto Thefts & OAWOOC Arrests

OAWOOC Arrests	2011	2012	2013	2014	4 Year Avg	2015	11-15 % Change	14-15 % Change
Juveniles Arrested	127	243	161	283	203.50	334	163%	18%
Juvenile Arrest Events	145	288	181	361	243.75	450	210%	25%
Adults Arrested	439	458	414	458	442.25	541	23%	18%
Adult Arrest Events	482	528	473	522	501.25	558	16%	7%
Auto Thefts	4,536	4,823	4,442	6,665	5,117	7,403	63%	11%

\*Data obtained from the Corrections Management System (CMS) and counts distinct persons arrested and arrest events for operating a vehicle without owner's consent for the time period of January 1 – December 31, 2011-2015. Auto thefts obtained from ARS and counts distinct incidents for the time period of January 1 - December 31, 2011-2015.

# Juvenile OAWOOC Arrest Summary

- Between 2014 and 2015, 568 distinct juveniles were arrested for at least one auto theft like offense (OAWOOC).
- Of those 568 juveniles, 28% (161) were arrested for 2 or more auto theft incidents between 2014 and 2015.
- Those 161 juveniles were arrested for a total of 380 auto theft like incidents.
- There were 601 auto theft incidents where a juvenile was arrested from 2014 to 2015.
- This indicates that 28% of reoffenders accounted for 63% of juvenile auto theft arrest incidents (380 v 601).

