

Attachment 5-A

2003 Traffic Report
presented in
2004



Police Department

Nannette H. Hegerty
Chief of Police

September 7, 2004

The Honorable Common Council
City of Milwaukee
200 East Wells Street
Milwaukee, WI 53202

Dear Council Members:

In accordance with Common Council Ordinance 320-27.3(c), the Milwaukee Police Department Safety Division submits the following 2003 traffic reports as requested by Alderman Terry Witkowski.

- City of Milwaukee Crash Trends (years 1992 through 2003)
- City of Milwaukee Annual Traffic Analysis (years 1922 through 2003)
- City of Milwaukee 2003 Fatal Traffic Accident Summary

In 2003, the City of Milwaukee experienced a decrease of 837 reportable crashes. Total reportable crashes for 2003 were 12,755, compared to 13,592 in 2002. As well, the number of traffic injuries decreased in 2003 by 438, to 4,354 from 2002's total of 4,792. The number of traffic fatalities decreased by 7; in 2003 total traffic fatalities were 28, compared to 35 in 2002. In addition, pedestrian fatalities decreased by 3. The total number of pedestrian crashes for 2003 was 7, compared to 10 in 2002.

The City of Milwaukee Crash Trends report shows that the various types of crashes remained relatively unchanged, with the exception of motorcycle crashes and bicyclists injuries. Motorcycle crashes increased by 38 in 2002. There were 159 motorcycle crashes in 2002, compared to 197 in 2003. Bicyclists injured or killed in 2003 decreased by 87; in 2002 there were 199 injured or killed bicyclists compared to 112 in 2003.

The City of Milwaukee registration rate for 2003 was 0.7%, which is the second lowest rate for the city on record. The registration rate is calculated by the total number of traffic fatalities divided by the number of registered motor vehicles.

To help decrease the number of traffic crashes, injuries and fatalities in the City of Milwaukee, the Milwaukee Police Department continuously enforces traffic violations. In the Police Districts, radar cars are deployed to combat the traffic problems within the communities each serves. The Patrol Support Division staff relentlessly enforces traffic violations citywide for Milwaukee, as part of their duties. In addition, to help with the

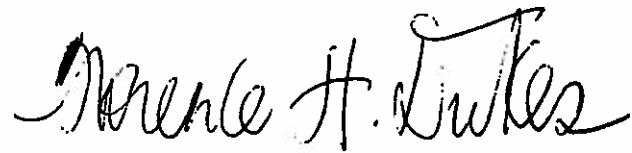
efforts to improve traffic safety in Milwaukee, the Department of Transportation (DOT) awarded the Police Department several enforcement grants.

The grants awarded by DOT focused on pedestrian, bicycle and seat belt enforcement. Although the grants required enforcement to focus on the aforementioned safety issues, the grant did require law enforcement of speed and drunk driving. In addition, the National Highway Traffic Safety Administration (NHTSA) awarded the Police Department a pedestrian enforcement grant, which is titled *Milwaukee Safe Routes*. This grant is a 2-year pilot project that focus on traffic safety in communities to help encourage more people to walk and reduce the number of motor vehicle trips in their communities, largely to help increase the number of students that walk to and from school. News releases were sent out by the Police Department announcing enforcement efforts.

Education, enforcement and engineering are important components when trying to improve traffic safety; however, most crashes and fatalities occur because of senseless actions beyond any official's control. I do believe efforts are relentlessly taken by the Police Department and other agencies to improve traffic safety in our communities and will continue.

Sincerely,

NANNETTE H. HEGERTY
CHIEF OF POLICE

A handwritten signature in black ink, reading "Florence H. Dukes". The signature is written in a cursive, flowing style.

FLORENCE H. DUKES
SAFETY DIRECTOR

Attachments

cc: D/I Ramon GALAVIZ
Milwaukee Safety Commissioners

MILWAUKEE ANNUAL TRAFFIC ANALYSIS

TRAFFIC ENGINEERING & MILWAUKEE POLICE DEPARTMENT

SAFETY DIVISION COMPOSITE

YEAR	ALL TRAFFIC FATALS	NON-MOTOR VEHICLE FATALS*	PED. FATALS	INJURIES	ALL ACCIDENTS	M.V. REG.	REG. RATE
1922	54	2	42	2,109	3,583	51,232	10.2
1923	72	5		2,655	6,241	64,451	10.4
1924	96	10		2,505	7,109	74,868	11.4
1925	101	10	49	3,496	9,344	87,990	10.3
1926	131	16	57	3,845	11,834	101,161	11.3
1927	110	9	69	4,135	12,135	108,425	9.3
1928	132	19	92	4,281	11,472	117,200	9.2
1929	127	23	85	4,289	11,805	129,800	8.0
1930	107	17	65	4,030	10,857	129,475	6.9
1931	102	16	62	3,944	10,076	122,950	6.9
1932	86	4	43	3,389	8,997	113,821	7.1
1933	82	9	47	3,382	9,347	112,446	6.5
1934	70	4		3,952	10,458	122,295	5.4
1935	69	3		3,442	10,634	130,196	5.0
1936	73	3	58	3,909	13,536	147,322	4.7
1937	70	3	48	4,330	17,096	153,765	4.4
1938	46	5	34	3,494	14,577	147,106	2.8
1939	59	3	46	3,490	14,011	152,119	3.7
1940	73	5	55	3,819	16,486	161,671	4.2
1941	63	2	47	4,428	18,774	174,096	3.5
1942	51	3	37	3,263	14,643	138,543	3.5
1943	57	8	40	2,457	9,086	137,749	3.6
1944	36	5	26	2,363	8,384	129,803	2.4
1945	54	1	44	2,949	10,219	131,963	4.0
1946	45	2	40	3,615	14,348	141,485	3.0
1947	58	7	43	3,829	16,128	158,812	3.2
1948	45	2	34	3,878	17,398	170,629	2.5
1949	49	0	34	4,092	19,647	190,090	2.6
1950	44	1	34	4,603	23,389	203,067	2.1
1951	51	1	38	4,399	25,361	211,304	2.4
1952	47	0	32	4,304	22,831	208,857	2.2
1953	61	0	45	4,476	22,213	212,316	2.9
1954	51	0	29	4,522	21,912	217,971	2.3
1955	46	0	32	4,864	22,405	230,680	2.0
1956	74	0	39	5,236	23,998	242,743	3.0
1957	42	0	27	5,014	23,605	242,807	1.7
1958	41	0	31	4,633	20,922	242,896	1.7
1959	46	0	30	5,492	24,791	246,356	1.9

*Includes street car/pedestrian, train/pedestrian, and horse-drawn vehicles

YEAR	ALL NON-MOTOR			INJURIES	ALL ACCIDENTS	M.V. REG.	REG. RATE
	TRAFFIC FATALS	VEHICLE FATALS*	PED. FATALS				
1960	53	0	27	5,771	24,795	255,313	2.1
1961	66	0	43	5,542	22,139	251,374	2.6
1962	52	0	33	5,857	25,118	256,036	2.0
1963	62	0	33	6,864	24,659	259,576	2.4
1964	79	0	34	7,230	25,274	272,682	2.9
1965	64	0	33	8,193	27,697	281,484	2.3
1966	64	0	28	8,353	27,600	285,429	2.2
1967	69	0	31	8,762	27,426	297,774	2.3
1968	80	0	37	8,671	25,798	304,224	2.6
1969	84	0	34	8,927	28,082	302,865	2.8
1970	82	0	32	8,955	24,523	318,282	2.6
1971	73	0	20	9,013	26,054	316,652	2.3
1972	83	0	42	9,822	29,315	332,243	2.5
1973	70	0	36	9,673	27,524	340,370	2.1
1974	62	0	32	9,542	28,724	357,833	1.7
1975	63	0	28	9,900	28,123	350,381	1.8
1976	62	0	21	10,160	28,412	349,463	1.8
1977	31	0	12	10,295	29,183	340,047	0.9
1978	61	0	25	10,011	23,320	342,782	1.7
1979	53	0	19	10,530	24,152	355,440	1.5
1980	51	0	17	9,118	18,259	373,200	1.4
1981	46	0	15	9,142	16,987	377,009	1.2
1982	47	0	18	8,545	16,304	378,884	1.2
1983	32	0	14	8,689	16,773	380,882	0.8
1984	36	0	12	9,242	17,486	351,564	1.0
1985	38	0	13	10,459	19,392	341,654	1.1
1986	53	0	12	10,967	19,559	347,182	1.5
1987	51	0	17	9,862	19,759	345,887	1.5
1988	40	0	15	9,420	17,761	354,892	1.1
1989	42	0	8	9,610	18,435	361,776	1.2
1990	40	0	11	9,870	18,415	365,595	1.1
1991	40	0	11	9,746	17,443	369,420	1.1
1992	49	0	15	10,082	17,610	366,261	1.3
1993	48	0	13	9,976	17,224	362,252	1.3
1994	28	0	8	10,130	17,007	360,378	0.8
1995	43	0	18	10,202	17,050	361,452	1.1
1996	32	0	13	9,169	14,691	355,716	0.8
1997	35	0	14	8,933	13,735	357,284	0.9
1998	25	0	12	8,317	13,282	367,614	0.6
1999	30	0	5	7,833	13,127	366,697	0.8
2000	38	0	10	8,263	14,568	375,969	1.0
2001	34	0	8	8,576	13,640	375,248	0.9
2002	35	0	10	7,290	13,592	373,600	0.9
2003	28	0	7	6,387	12755	379,430	0.7

CITY OF MILWAUKEE CRASH TRENDS

PREPARED WITH THE COOPERATION OF THE MILWAUKEE POLICE DEPARTMENT AND THE DEPARTMENT OF
PUBLIC WORKS INFRASTRUCTURE SERVICES

	<u>ALL CRASHES</u>	<u>INJURY CRASHES</u>	<u>ALL FATALITIES</u>	<u>PEDESTRIAN FATALS</u>	<u>MOTOR VEHICLE REGISTRATION</u>
1992	17,610	6,668	48	15	366,261
1993	17,224	6,489	48	13	362,252
1994	17,006	6,372	28	8	360,378
1995	17,050	6,401	43	18	361,452
1996	14,691	5,914	32	13	355,716
1997	13,735	5,660	35	14	357,284
1998	13,252	5,337	25	12	367,614
1999	13,127	5,074	30	5	366,697
2000	14,568	5,395	38	10	375,969
2001	13,640	5,039	34	9	375,248
2002	13,592	4,792	35	10	373,600
2003	12,755	4,354	28	7	379,430

1992	1993	1994	1995	1996	1997	1998	1999	2000	2001	2002	2003
------	------	------	------	------	------	------	------	------	------	------	------

ALCOHOL RELATED CRASHES AND PERCENTAGE OF ALL CRASHES

1,265	1,166	832	838	759	675	614	484	636	608	581	578
7.1%	6.7%	4.8%	5.0%	5.2%	4.9%	4.6%	3.7%	4.4%	4.5%	4.3%	4.5%

SPEED RELATED CRASHES AND PERCENTAGE OF ALL CRASHES

2,382	2,290	2,257	1,999	1,765	1,474	1,190	1,228	1,583	1,296	1,319	1158
14%	13%	13%	12%	12%	11%	9%	9%	11%	9%	10%	9%

FAILURE TO YIELD RELATED CRASHES AND PERCENTAGE OF ALL CRASHES

4,537	4,436	4,534	4,441	3,855	3,465	3,573	3,375	3,698	3,773	3,453	3414
26%	26%	27%	26%	26%	25%	27%	26%	25%	28%	25%	27%

DRIVER INATTENTION AND PERCENTAGE OF ALL CRASHES

3,629	3,456	3,086	3,108	2,614	2,563	2,518	2,538	2,591	2,827	2,561	2403
21%	20%	18%	18%	18%	19%	19%	19%	18%	21%	19%	19%

DISREGARD OF TRAFFIC SIGNAL AND PERCENTAGE OF ALL CRASHES

1,390	1,225	1,764	1,891	1,738	1,650	1,613	1,534	1,749	1,674	1,641	1561
8%	7%	10%	11%	12%	12%	12%	11%	12%	12%	12%	12%

SCHOOL BUS CRASHES

407	405	469	442	340	350	281	296	324	353	214	227
-----	-----	-----	-----	-----	-----	-----	-----	-----	-----	-----	-----

MOTORCYCLE INVOLVED CRASHES

255	215	199	199	150	159	183	180	165	203	159	197
-----	-----	-----	-----	-----	-----	-----	-----	-----	-----	-----	-----

1992	1993	1994	1995	1996	1997	1998	1999	2000	2001	2002	2003
------	------	------	------	------	------	------	------	------	------	------	------

BICYCLISTS INJURED OR KILLED

254	247	262	246	264	257	251	232	203	192	199	112
-----	-----	-----	-----	-----	-----	-----	-----	-----	-----	-----	-----

PEDESTRIANS INJURED OR KILLED

861	854	811	782	720	743	673	589	630	629	571	523
-----	-----	-----	-----	-----	-----	-----	-----	-----	-----	-----	-----

SAFETY BELT USAGE

51%	52%	56%	54%	60%	56%	57%	56%	59%	58%	-	62%
-----	-----	-----	-----	-----	-----	-----	-----	-----	-----	---	-----

SEAT BELT CITATIONS

5,406	6,437	5,315	4,527	9,130	11,930	9,968	9,733	7,858	10,342	10,009	7,847
-------	-------	-------	-------	-------	--------	-------	-------	-------	--------	--------	-------

INCAPACITATING INJURIES

898	843	827	726	722	604	478	537	483	609	450	298
-----	-----	-----	-----	-----	-----	-----	-----	-----	-----	-----	-----

NON-INCAPACITATING INJURIES

2,852	2,598	2,570	2,499	2,147	2,113	1,952	1,854	1,949	1,847	1,482	1,434
-------	-------	-------	-------	-------	-------	-------	-------	-------	-------	-------	-------

ECONOMIC LOSS IN MILLIONS

'03	452	436	474	455	432	380	452	276	268	262	234
-----	-----	-----	-----	-----	-----	-----	-----	-----	-----	-----	-----

HIT & RUN AND PERCENTAGE OF ALL CRASHES

6,098	5,767	5,282	5,616	5,055	4,800	4,478	4,319	4,993	4,456	4,235	3,952
35%	33%	31%	32%	43%	35%	34%	33%	34%	33%	31%	31%

TRAFFIC CITATIONS

74,214	87,684	90,271	79,008	117,433	148,867	130,799	123,900	91,532	116,033	121,799	133,750
--------	--------	--------	--------	---------	---------	---------	---------	--------	---------	---------	---------

AUTO LICENSE CITATIONS AND PERCENTAGE OF ALL CITATIONS

18,979	22,361	24,842	18,309	29,180	31,895	27,201	26,829	18,712	22,988	23,996	34,261
26%	26%	28%	23%	25%	21%	21%	26%	20%	20%	20%	26%

DRIVER LICENSE CITATIONS AND PERCENT OF ALL CITATIONS

21,723	25,375	27,827	25,810	37,902	41,874	39,380	34,408	27,268	30,839	32,112	38,873
29%	29%	31%	33%	32%	28%	30%	28%	30%	27%	26%	29%

INTERSECTIONS ON HIGH FREQUENCY LIST/# OF CRASHES (15 or more crashes)

90	78	68	92	55	48	48	49	50	44	57	45
1,712	1,483	1,369	1,779	1,050	906	929	940	1,011	876	1,179	966

CITY OF MILWAUKEE

FATAL TRAFFIC ACCIDENT SUMMARY

2003

FATAL #1

DATE: Tuesday, February 11, 2003 at 3:37 p.m.
LOCATION: E. Ring St. and N. Richards St.
TYPE: School Bus/Pedestrian
DRIVER: Unit #1: **Victor A. WASHINGTON**, 1464 N. Franklin Pl. #12
Milwaukee, WI 53202
DOB: 02-21-61
Safety Equipment: Shoulder/Lap belt used
BALC: Unknown
Unit #2: **Terrie D. WILLIAMS** of 229 E. Ring St. #3
Milwaukee, WI 53212
DOB: 07-09-93
Safety Equipment: N/A
BALC: Unknown
Expired: 02-11-03 at 4:34 p.m. by Dr. Thomas SOTO
of Froedtert Hospital ER
CIRCUMSTANCES: Unit #1 was S/B on N. Richards St., stopped at the corner of E. Ring St. to discharge passengers. Unit #2 (pedestrian) had just gotten off unit #1 and was W/B on the sidewalk on E. Ring St. Unit #1 turned right to go W/B on E. Ring St. Unit #2 then ran into the street. Unit #1 and unit #2 collided at this point and unit #1 then ran over unit #2.
ASSIGNED: P.O. Laura KRAEMER
CHARGES: NO PROSECUTION.

FATAL #2

DATE: Tuesday, March 18, 2003 at 01:55 a.m.
LOCATION: 3061 W. Fond du lac Ave.
TYPE: Auto/Fixed Object
DRIVER: Unit #1: **Malik G. HOLT** of 2760 N. 49th St.
Milwaukee, WI 53216
DOB: 03-17-76
Safety Equipment: None
BALC: .19
Expired: 3-18-03 at 02:40 a.m. by M.E. Invest.
Gene WILLIAMS
CIRCUMSTANCES: Unit #1, traveling W/B on W. Fond du lac Ave., crossed the center divided line, struck curb and crashed into the bridge abutment fatally injuring driver.
ASSIGNED: P.O. Laura KRAEMER
CHARGES: NO PROCESS.

FATAL #3

DATE: Monday, March 24, 2003 at 06:29 a.m.
LOCATION: S. Layton Blvd. and W. Rogers St.
TYPE: Auto/Fixed Object
DRIVER: Unit #1: **Bill B. GOLDEN** of 3946 S. 73rd St.
Milwaukee, WI 53220
DOB: 01-02-33
Safety Equipment: None
BALC: Negative
Expired: 03-24-03 at 06:50 a.m. by med. based doctor,
Dr. William SMITH
Unit #2: Legally parked
CIRCUMSTANCES: Unit #1, traveling S/B on S. Layton Blvd., left the roadway and
struck a fire hydrant, a legally parked auto and a tree.
ASSIGNED: P.O. Doug ZAWORSKI
CHARGES: NO PROCESS.

FATAL #4, 5, 6, & 7

DATE: Tuesday, April 8, 2003 at 11:31 p.m.
LOCATION: 4700 S. Howell Ave.
TYPE: Auto/Auto
DRIVER: Unit #1: **Rogelio PROMOTOR** of 1130 W. Washington St.
Milwaukee, WI 53204
DOB: 01-14-84
Safety Equipment: None
BALC: Unknown
PASSENGER: Unit #1: **Antonio MAZABA** of 1130A W. Washington St.
Milwaukee, WI 53204
DOB: 08-08-88
Safety Equipment: None
BALC: .21
Expired: 04-09-03 at 01:12 a.m. by Dr.
STOPPACHER, Medical Examiner
DRIVER: Unit #2: **Troy V. VANDERHEI** of W301 S5100 Seville Ln.
Mukwonago, WI 53149
DOB: 09-08-72
Safety Equipment: None
BALC: Negative
Expired: 04-09-03 at 01:10 a.m. by Dr.
STOPPACHER, Medical Examiner
PASSENGER: Unit #2: **Michael T. CATES** of 2206 Virgina Ln.
Haslet, TX 76052
DOB: 03-27-72
Safety Equipment: None
BALC: .10
Expired: 04-09-03 at 04:49 by Dr. GASPERRI,
Froedtert Hosp.

CONTINUED . . . FATAL #4, 5, 6, & 7

PASSENGER: Unit #2: **Michael A. POPP** of 2410 W. Breir Lake Way #1A
Oak Creek, WI 53154
DOB: 08-31-74
Safety Equipment: None
BALC: .08
Expired: 04-09-03 at 01:11 a.m. by Dr.
STOPPACHER, Medical Examiner

CIRCUMSTANCES: Unit #1, traveling S/B on S. Howell Ave. at a high rate of speed, disregarded the official signal at S. Howell Ave. and W. Layton Ave., striking Unit #2 which was W/B on W. Layton Ave. causing both vehicles to be redirected in a Southwesterly direction.

ASSIGNED: P.O. Laura KRAEMER

CHARGES: **HOMICIDE BY INTOXICATED USE OF A MOTOR VEHICLE. (4 COUNTS)**

FATAL #8

DATE: Tuesday, May 27, 2003 at 1:06 p.m.
LOCATION: 1428 W. Howard Ave.
TYPE: Auto/Fixed object
DRIVER: Unit #1: **Johnny W. SUMMERS** of 3170 S. 48th St.
Milwaukee, WI 53207
DOB: 09-13-53
Safety Equipment: None
BALC: .28
Expired: 05/27/03 at 2:44 p.m. by Dr. Mark
FALIMIRSKI of Froedtert Hosp.

CIRCUMSTANCES: Unit #1 traveling west on W. Howard Ave. left the roadway, drove onto the median and collided with a tree located on the median at approximately 1428 W. Howard Ave.

ASSIGNED: P.O. Laura KRAEMER

CHARGES: **NO PROCESS.**

FATAL #9 & #10

DATE: Thursday, June 5, 2003 at 6:05 p.m.
LOCATION: 700 W. Keefe Ave.
TYPE: Auto/Auto
DRIVER: Unit #1: **Johnika R. BRADLEY** of 4830 N. 20th St.
Milwaukee, WI 53209
DOB: 03-28-76
Safety Equipment: Shoulder/Lap belt used
BALC: Unknown

Unit #2: **Eric NMN GROVES** of 3730 N. 7th St.
Milwaukee, WI 53212
DOB: 05-25-65
Safety Equipment: None
BALC: Unknown
Expired: 06-21-03 at 4:14 a.m. by Dr.
MONTGOMERY of Froedtert Hosp.

PASSENGER: Unit #2: **Jerry D. DIXON** of 3349 N. 12th St.
Milwaukee, WI 53212
DOB: 10-01-55
Safety Equipment: None
BALC: Negative
Expired: 06-06-03 at 16:10 p.m. by Dr. Brian
BUNCH of Froedtert Hosp.

CIRCUMSTANCES: Unit #1 N/B on N. 7th St. collided with Unit #2 W/B on W. Keefe
Ave. as Unit #2 disregarded official signal at N. 7th St.

ASSIGNED: P.O. Laura KRAEMER

CHARGES: **NO PROCESS.**

FATAL #11

DATE: Saturday, June 14, 2003 at 3:10 p.m.

LOCATION: 2500 W. Fond Du Lac Ave.

TYPE: Auto/Pedestrian

DRIVER: Unit #1: **Terron M. ABRAMS** of 1122 N. 27th St.
Milwaukee, WI 53208
DOB: 02-13-83
Safety Equipment: None
BALC: Unknown

PEDESTRIAN: Unit #2: **Janice L. DUFFUS** of 2823B N. 27th St.
Milwaukee, WI 53210
DOB: 06-26-73
Safety Equipment: N/A
BALC: .17
Expired: 06-14-03 at 3:48 p.m. by M.E.
Rebecca REESMAN

CIRCUMSTANCES: Unit #1 was stopped E/B on W. Tamarack St. at a stop sign at W.
Fond du Lac Ave. Unit #2 (pedestrian) was crossing W. Fond du Lac
Ave. in the crosswalk W/B. Unit #1 entered the intersection, turning
left, and collided with Unit #2. Unit #1 fled the scene.

ASSIGNED: P.O. Chris BRUNS

CHARGES: Pending. No action at this time. Pending witnesses to come forward.

FATAL #12

DATE: Friday, June 27, 2003 at 07:00 a.m.
LOCATION: N. 60 and W. Good Hope Rd.
TYPE: Semi/Auto/Auto/Auto
DRIVER: Unit #1: **Todd M. KAEBISCH** of 511 Sheridan
West Bend, WI 53095
DOB: 02-01-75
Safety Equipment: Shoulder/Lap belt used
BALC: Unknown
Unit #2: **Rosalind C. NABORS** of 7936 N. 64th St.
Milwaukee, WI 53225
DOB: 01-07-63
Safety Equipment: Shoulder/Lap belt used
BALC: Unknown
Unit #3: **Horace NMN TATUM** of 4070 N. 14th St.
Milwaukee, WI 53210
DOB: 10-28-33
Safety Equipment: Shoulder/Lap belt used
BALC: Unknown
Unit #4: **Shaun C. KAINASS** of 2471 N. 65th St.
Milwaukee, WI 53213
DOB: 09-17-44
Safety Equipment: Shoulder/Lap belt used
BALC: Unknown
Expired: 06-27-03 at 08:15 a.m. by M.E.
Robert KUFALK
CIRCUMSTANCES: Unit #1 traveling E/B, collided with Units 2, 3,
And 4 after not stopping for the red light. Unit #4,
After being hit, then caught on fire.
ASSIGNED: P.O. Chris BRUNS
CHARGES: NO PROSECUTION. CITY CITATIONS ISSUED.

FATAL #13

DATE: Sunday, July 13, 2003 at 05:36 a.m.
LOCATION: 1755 N. Cambridge St.
TYPE: Motorcycle/Fixed Object
DRIVER: Unit #1: **Justin T. LUTZOW** of 2018 N. Oakland Ave. #108
Milwaukee, WI 53212
DOB: 08-25-80
Safety Equipment: None
BALC: .22
Expired: 07-13-03 at 06:18 a.m. by Dr. William
SMITH, Froedtert ER
CIRCUMSTANCES: Unit #1 (motorcycle) was traveling S/B at a high rate of speed and
operator lost control of the vehicle in the bend where N. Oakland
Ave. merges with N. Cambridge St. Unit #1 left the road and struck a
concrete retaining wall killing the operator.
ASSIGNED: P.O. Laura KRAEMER
CHARGES: NO PROCESS.

FATAL #14

DATE: Sunday, July 19, 2003 at 12:23 a.m.

LOCATION: N. 27 and W. North Ave.

TYPE: Auto/Auto/Auto/Auto

DRIVER: Unit #1: **Angela D. WREN** of 2803 N. 28th St.
Milwaukee, WI 53208

DOB: 06-19-67

Safety Equipment: Shoulder/Lap belt used

BALC: Unknown

DRIVER: Unit #2: **David LUCKETT** 3132 N. 48th St.
Milwaukee, WI 53216

DOB: 12-21-51

Safety Equipment: Shoulder/Lap belt used

BALC: Unknown

Expired: 07-20-03 at 12:04 a.m. by Dr.

GOMEZ-ABRAHAM, Froedtert Hosp.

DRIVER: Unit #3: **Burnesteen FIELDS** of 2771 N. 15th St.
Milwaukee, WI 53206

DOB: 10-13-50

Safety Equipment: Shoulder/Lap belt used

BALC: Unknown

DRIVER: Unit #4: **Gregory K. SPICER** of 2712 W. Garfield Ave.
Milwaukee, WI 53208

DOB: 04-21-75

Safety Equipment: Shoulder/Lap belt used

BALC: Unknown

CIRCUMSTANCES: Unit #1 was N/B on N. 27th St. and collided with Unit #2 which was W/B on W. North Ave. Unit #2 was part of a funeral procession. Units 1 and 2 recollided after Unit #2 rotated counter-clockwise. Units 1 and 2 continued N/W and collided with Units 3 and 4, which were stopped facing S/B, yielding for the procession. Unit #2 was near the rear of said procession. Unit 1 collided with Unit 3, pushing it backwards and Unit 2 collided with Unit 4.

ASSIGNED: P.O. Laura KRAEMER

CHARGES: NO PROSECUTION.

FATAL #15

DATE: Sunday, July 27, 2003 at 17:30
LOCATION: 5969 N. 84th St.
TYPE: Auto/Pedestrian
DRIVER: Unit #1: **Tammy M. BLAKELY** of 5839 N. 84th St. #8
Milwaukee, WI 53218
DOB: 01-29-80
Safety Equipment: Shoulder/Lap belt used
BALC: Unknown
Unit #2: **Amanda K. YANG** of 8109 W. Medford Ave.
Milwaukee, WI 53218
DOB: 03-09-98
Safety Equipment: N/A
BALC: N/A
Expired: 07-27-03 at 6:20 p.m. by ME Jeanne
WIEDMEYER
CIRCUMSTANCES: Unit #1 traveling S/B on N. 84th St. Unit #2 ran from
in between parked vehicles E/B across N. 84th St. into
the path of Unit #1 causing Unit #1 to collide with
Unit #2, a pedestrian.
ASSIGNED: P.O. Chris BRUNS
CHARGES: **NO PROSECUTION.**

FATAL #16

DATE: Thursday, August 14, 2003 at 3:10 p.m.
LOCATION: S. 13th St. and W. Grange Ave.
TYPE: Motorcycle/Auto
DRIVER: Unit #1: **Allen NMN SANDOR** of 3050 S. 36th St.
Milwaukee, WI 53215
DOB: 11-30-41
Safety Equipment: None
BALC: Negative
Expired: 08-14-03 at 3:56 p.m. by Dr. Kady at
Froedtert Hosp. ER
Unit #2: **Eugenia A. BADTKE** of 2124 W. Goldcrest
Milwaukee, WI 53221
DOB: 01-01-33
Safety Equipment: Shoulder/Lap belt used
BALC: Unknown
CIRCUMSTANCES: Unit #1, traveling N/B on S. 13th St., collided with Unit #2, traveling
E/B on W. Grange. Unit #2 disregarded the red light traffic light and
struck unit #1.
ASSIGNED: P.O. Chris BRUNS
CHARGES: **CITY CITATION FOR DISREGARDING OFFICAL SIGNAL
ISSUED TO DRIVER OF UNIT #2 AND D.O.T. RETESTING
REQUESTED.**

FATAL #17, 18 and 19

DATE: Friday, August 22, 2003 at 11:16 p.m.

LOCATION: N. 10th St. and W. North Ave.

TYPE: Auto/Auto

DRIVER: Unit #1: **Anthony M. CARAVELLA** of 3027 N. 10th St.
Milwaukee, WI 53225

DOB: 05-18-85

Safety Equipment: None

BALC: Unknown

Unit #2: **Cynthia A. JACKSON** of 5742 N. 94th St.
Milwaukee, WI 53225

DOB: 09-15-61

Safety Equipment: None

BALC: Negative

Expired:

PASSENGER: Unit #2: **James J. SIMPSON** of 5742 N. 94th St.
Milwaukee, WI 53225

DOB: 09-10-50

Safety Equipment: None

BALC: .03

Expired:

PASSENGER: Unit #2: **Ravon C. SIMPSON** of 5742 N. 94th St.
Milwaukee, WI 53225

DOB: 01-04-98

Safety Equipment: None

BALC: Negative

Expired:

CIRCUMSTANCES: Unit #1, S/B on N. 10th St., disregarded the posted stop sign at W. North Ave., striking Unit #2 who was W/B on W. North Ave. As a result of this crash, the three occupants of Unit #2 were killed.

ASSIGNED: P.O. Chris BRUNS

CHARGES: **HOMICIDE BY INTOXICATED USE OF A MOTOR VEHICLE (3 COUNTS).**

FATAL #20

DATE: Saturday, August 30, 2003 at 5:07 p.m.
LOCATION: 5067 S. Howell Ave.
TYPE: Motorcycle/Auto
DRIVER: UNIT #1: **Jeffrey E. KRAJCIK** of 555 E. Kyle Ct.
Oak Creek, WI 53154
DOB: 03-18-57
Safety Equipment: None
BALC: Unknown
PASSENGER: UNIT #1: **Brett E. KRAJCIK** of 555 E. Kyle Ct.
Oak Creek, WI 53154
DOB: 07-04-94
Safety Equipment: None
BALC: Unknown
Expired: 08-30-03 at 5:50 p.m. by med. based Dr.
Christopher SEVERSON
DRIVER: UNIT #2: **Thomas P. GALLAGHER** of 1815 S. 37th St. #208
Milwaukee, WI 53215
DOB: 12-22-42
Safety Equipment: Shoulder/Lap belt used
BALC: Unknown
CIRCUMSTANCES: Unit #1, a motorcycle, traveling S/B on S. Howell Ave., failed to slow for traffic and collided into the rear of Unit #2. As a result of this collision the motorcycle and occupants fell to the ground fatally injuring the motorcycle rider.
ASSIGNED: P.O. BRUNS
CHARGES: NO PROSECUTION.

FATAL #21

DATE: Sunday, September 7, 2003 at 6:45 p.m.
LOCATION: 1422 N. 35th St.
TYPE: Auto/Pedestrian
DRIVER: UNIT #1: **Gregory B. BENNING** of 2621 N. 40th St.
Milwaukee, WI 53210
DOB: 11-08-81
Safety Equipment: Shoulder/Lap belt used
BALC: Unknown
PEDESTRIAN: UNIT #2: **Joey R. BRANCH** of 2604 N. 55th St.
Milwaukee, WI 53210
DOB: 11-01-61
Safety Equipment: N/A
BALC: .34
Expired:
CIRCUMSTANCES: Unit #1 traveling N/B on N. 35th St. Unit #2 (pedestrian) attempted to cross mid block and was struck by Unit #1.
ASSIGNED: P.O. Laura Kraemer
CHARGES: NO PROSECUTION.

FATAL #22

DATE: Sunday, September 21, 2003 at 02:05 a.m.
LOCATION: N. 27th St. and W. State St.
TYPE: Auto/Auto
DRIVER: UNIT #1: **Thomas J. KRAL** of 6008 W. Garfield Ave.
Wauwatosa, WI 53213
DOB: 10-03-82
Safety Equipment: None
BALC: Unknown
DRIVER: UNIT #2: **Longleuth NMN VONGPHOUTHONE**, 1440 N. 25
Milwaukee, WI 53215
DOB: 06-04-65
Safety Equipment: None
BALC: Unknown
Expired:
CIRCUMSTANCES: Unit #1, which was W/B on W. State St., disregarded a red traffic
signal and collided with Unit #2, which was S/B on N. 27th St.
Operator of Unit #2 was ejected from his vehicle. Unit #1 continued
W/B and collided with the building at 967 N. 27h St.
ASSIGNED: P.O. Chris BRUNS
CHARGES: **HOMICIDE BY INTOXICATED USE OF MOTOR VEHICLE.**

FATAL #23

DATE: Wednesday, September 24, 2003 at 03:40 a.m.
LOCATION: 1441 W. State. St.
TYPE: Auto/Fixed Object
DRIVER: UNIT #1: **Monique M. BROWN** of 3329 W. Clybourn Ave.
Milwaukee, WI 53208
DOB: 12-21-66
Safety Equipment: None
BALC: Unknown
Expired:
CIRCUMSTANCES: Unit #1, which was W/B on W. State St., left the roadway and
collided with a city light pole located at 1441 W. State St. The
operator of Unit #1 died as a result of the accident.
ASSIGNED: P.O. Laura Kraemer
CHARGES: **NO PROCESS.**

FATAL #24

DATE: Friday, September 19, 2003 at 10:40 a.m.
LOCATION: E. Kilbourn and N. Milwaukee
TYPE: Truck/Pedestrian
DRIVER: UNIT #1: **Allan E. REMBERT Jr.** of 4256 N. 71st St.
Milwaukee, WI 53216
DOB: 09-25-68
Safety Equipment: Shoulder/Lap belt
BALC: Unknown
DRIVER: UNIT #2: **Alex C. CIDER** of 813 N. 23rd St.
Milwaukee, WI 53233
DOB: 05-06-23
Safety Equipment: N/A
BALC:
Expired:
CIRCUMSTANCES: Unit #1 W/B on E. Kilbourn Ave., stopped on red traffic signal. Unit #1 slowly moves forward on green traffic signal as pedestrian (unit #2) walks N/B in crosswalk in front of Unit #1 from median.
ASSIGNED: P.O. Laura Kraemer
CHARGES: **NO PROSECUTION.**

FATAL #25

DATE: Friday, September 26, 2003 at 1:00 p.m.
LOCATION: N. 25 and W. Burleigh
TYPE: Auto/Pedestrian
DRIVER: UNIT #1: **Wilmer L. BECK** of 2464 W. Auer
Milwaukee, WI 53218
DOB: 04-17-32
Safety Equipment: Shoulder/Lap belt used
BALC: Unknown
PEDESTRIAN: UNIT #2: **Geneva BROWN** of 3058 N. 24th Pl.
Milwaukee, WI 53208
DOB: 02-18-29
Safety Equipment: N/A
BALC: Unknown
Expired: 10/18/03 at 2:40 a.m. by Dr. PIENCOS of St. Joseph Hospital
CIRCUMSTANCES: Unit #1 was making a left turn E/B from stop sign at W. Burleigh on N. 25th St. Unit #2 (pedestrian) was crossing street N/B in crosswalk. Unit #1 failed to yield to Unit #2 and units collided.
ASSIGNED: P.O. Laura KRAEMER
CHARGES: **NO CRIMINAL PROSECUTION. CITY CITATION ISSUED (FTY - PEDESTRIAN).**

FATAL #26

DATE: Monday, November 10, 2003 at 8:30 a.m.
LOCATION: 3962 N. Sherman Blvd.
TYPE: Auto/Auto
DRIVER: UNIT #1: **Paul F. SCHMITZ** of 1829 S. 68th St.
West Allis, WI 53214
DOB: 05-07-40
Safety Equipment: Shoulder/Lap belt used
BALC: Unknown
DRIVER: UNIT #2: **Diontravius M. CHAMBERS** of 2810 N. 48th St.
Milwaukee, WI 53210
DOB: 08-08-85
Safety Equipment: None
BALC: Negative
Expired:
CIRCUMSTANCES: Unit #1, traveling N/B on N. Sherman Blvd., struck Unit #2 who failed to yield the right away when exiting from the alley at a high rate of speed.
ASSIGNED: P.O. Laura KRAEMER
CHARGES: **NO PROCESS.**

FATAL #27

DATE: Sunday, November 16, 2003 at 2:20 p.m.
LOCATION: 4623 W. Burleigh St.
TYPE: Auto/Pedestrian
DRIVER: UNIT #1: **Jeriel NMN COLEMAN** of 3167 N. 50th St.
Milwaukee, WI 53210
DOB: 08-14-79
Safety Equipment: Should/Lap belt used
BALC: Unknown
PEDESTRIAN: UNIT #2: **Steffon D. BOBO** of 2942 N. 47th St.
Milwaukee, WI 53210
DOB: 07-09-94
Safety Equipment: Negative
BALC: Unknown
Expired: 11-16-03 at 3:15 p.m. by M.E. Invest.
Genevieve PENN
CIRCUMSTANCES: Unit #1 was E/B in the 4600 block of W. Burleigh St. Unit #2 (pedestrian) darted into roadway. Unit #1 collided with Unit #2.
ASSIGNED: P.O. Christopher BRUNS
CHARGES: **HOMICIDE BY INTOXICATED USE OF A MOTOR VEH. AND DUTY UPON STRIKING CAUSING DEATH.**

FATAL #28

DATE: Thursday, December 4, 2003 at 7:48 a.m.
LOCATION: N. 42nd St. and W. Stark St.
TYPE: School bus/auto
DRIVER: UNIT #1: **Clark McBRIDE** of 4888 N. 19th St.
Milwaukee, WI 53209
DOB: 03-27-47
Safety Equipment: Shoulder/Lap belt used
BALC: Unknown
DRIVER: UNIT #2: **Ingrid R. WILLIAMS** of 4102 W. Fairmount Ave #1
Milwaukee, WI 53206
DOB: 06-11-67
Safety Equipment: Should/Lap belt used
BALC: Unknown
PASSENGER: UNIT #2: **Jovanze CHAMBERLIN** of 5428 N. 83rd St.
Milwaukee, WI 53223
DOB: 05-06-98
Safety Equipment: Unknown
BALC: Unknown
Expired: 12-04-03 at 8:56 a.m. by M.E. Invest. Robert KUFALK
CIRCUMSTANCES: Unit #1 was E/B on W. Stark St. entering N. 42nd St. Unit #2 was S/B on N. 42nd St. and disregarded the yield sign at W. Stark St. Unit #1 collided with Unit #2. Unit #2 then rolled over subsequently ejecting the passenger and landing on same.
ASSIGNED: P.O. Laura KRAEMER
CHARGES: **NO CRIMINAL PROSECUTION. CITY CITATIONS ISSUED.**

Attachment 5-B

2004 Traffic Report
presented in
2005



Police Department

Nannette H. Hegerty
Chief of Police

September 13, 2005

The Honorable Common Council
City of Milwaukee
200 East Wells Street
Milwaukee, WI 53202

Dear Council Members:

In accordance with Common Council Ordinance 320-27.3(c), the Milwaukee Police Department Safety Division submits the following 2004 traffic reports.

1. A report on motor vehicle traffic accident trends. This report shall include, but not be limited to, comprehensive accident data, a narrative interpreting the data and a listing of the locations of all traffic fatalities. (Attachment #1-A and #1-B)
2. A report containing data, including tables, charts or maps, highlighting locations with high accident frequencies in the previous calendar year. (Attachment #2-A, #2-B and #1-C)
3. A report summarizing the status of the matters the safety commission has the responsibility to review. The reports shall include, but not be limited to, recommendations on appropriate actions necessary or advisable to be taken by the various departments, boards, commissions or agencies or by the mayor and common council to reduce the rates of accident occurrences, and comparisons and analysis of citywide public safety actions over time to determine the extent of progress being made to reduce and eliminate the public safety matters. (Included in report narrative.)

In 2004, the City of Milwaukee experienced a decrease of 867 reportable crashes. Total reportable crashes for 2004 were 11,888, compared to 12,755 in 2003. As well, the number of traffic injuries decreased in 2004 by 109, to 4,245 from 2003's total of 4,354. The number of traffic fatalities in 2004 increased by 24; for a total of 52, compared to 28 in 2003. In addition, pedestrian fatalities increased by 10. The total number of pedestrian fatalities for 2004 was 17, compared to 7 in 2003.

The City of Milwaukee Crash Trends report shows that the various types of crashes remained relatively unchanged, with the exception of motorcycle crashes and school bus crashes. Motorcycle crashes decreased by 44 in 2004. There were 153 motorcycle crashes in 2004, compared to 197 in 2003. School bus crashes declined 33 in 2004 to 195, when compared to 197 in 2003.


The City of Milwaukee registration rate for 2004 was 1.4%. The registration rate is calculated by the total number of traffic fatalities divided by the number of registered motor vehicles.

The Patrol Support Division continues their arduous efforts to enforce traffic violations citywide throughout the City of Milwaukee. The Department's success of enforcement has been enhanced through the receipt of various Wisconsin Department of Transportation (DOT) Grants. These grant awards have included funding for Pedestrian and Bicycle Safety Enforcement, and the "CLICK IT OR TICKET MOBILIZATION PROJECT", which includes two components: "YOU DRINK & DRIVE, YOU LOSE" alcohol mobilization; and the "SEAT BELT MOBILIZATION." The implementation of these grant fund programs demonstrates the Department's efforts in the reduction of traffic violations.

EDUCATION, ENFORCEMENT and ENGINEERING Tools are factors in addressing efforts to improve traffic safety. The Department continues to employ relentless measures to eradicate traffic violators within our community.

Sincerely,

NANNETTE H. HEGERTY
CHIEF OF POLICE



FLORENCE H. DUKES
SAFETY DIRECTOR

NHH:FHD:rm

Attachments

CITY OF MILWAUKEE CRASH TRENDS

PREPARED WITH THE COOPERATION OF THE MILWAUKEE POLICE DEPARTMENT
AND THE DEPARTMENT OF PUBLIC WORKS INFRASTRUCTURE SERVICES

	ALL CRASHES	INJURY CRASHES	ALL FATALITIES	PEDESTRIAN FATALS	MOTOR VEHICLE REGISTRATION
1992	17,610	6,668	48	15	366,261
1993	17,224	6,489	48	13	362,252
1994	17,006	6,372	28	8	360,378
1995	17,050	6,401	43	18	361,452
1996	14,691	5,914	32	13	355,716
1997	13,735	5,660	35	14	357,284
1998	13,252	5,337	25	12	367,614
1999	13,127	5,074	30	5	366,697
2000	14,568	5,395	38	10	375,969
2001	13,640	5,039	34	9	375,248
2002	13,592	4,792	35	10	373,600
2003	12,755	4,354	28	7	379,430
2004	11,888	4,245	52	17	376,455

1993	1994	1995	1996	1997	1998	1999	2000	2001	2002	2003	2004
------	------	------	------	------	------	------	------	------	------	------	------

ALCOHOL RELATED CRASHES AND PERCENTAGE OF ALL CRASHES

1,166	832	838	759	675	614	484	636	608	581	578	638
6.70%	4.80%	5.50%	5.20%	4.90%	4.60%	3.70%	4.40%	4.50%	4.30%	4.50%	5.30%

SPEED RELATED CRASHES AND PERCENTAGE OF ALL CRASHES

2,290	2,257	1,999	1,765	1,474	1,190	1,228	1,583	1,296	1,319	1,158	1311
13%	13%	12%	12%	11%	9%	9%	11%	9%	10%	9%	11%

FAILURE TO YIELD RELATED CRASHES AND PERCENTAGE OF ALL CRASHES

4,436	4,534	4,441	3,855	3,465	3,573	3,375	3,698	3,773	3,453	3,414	3245
26%	27%	26%	26%	25%	27%	26%	25%	28%	25%	27%	27%

DRIVER INATTENTION AND PERCENTAGE OF ALL CRASHES

3,456	3,086	3,108	2,614	2,563	2,518	2,538	2,591	2,827	2,561	2,403	2019
20%	18%	18%	18%	19%	19%	19%	18%	21%	19%	19%	17%

DISREGARD OF TRAFFIC SIGNAL AND PERCENTAGE OF ALL CRASHES

1,225	1,764	1,891	1,738	1,650	1,613	1,534	1,749	1,674	1,641	1,561	1543
7%	10%	11%	12%	12%	12%	11%	12%	12%	12%	12%	13%

SCHOOL BUS CRASHES

405	469	442	340	350	281	296	324	353	214	227	195
-----	-----	-----	-----	-----	-----	-----	-----	-----	-----	-----	-----

MOTORCYCLE INVOLVED CRASHES

215	199	199	150	159	183	180	165	203	159	197	153
-----	-----	-----	-----	-----	-----	-----	-----	-----	-----	-----	-----

1993	1994	1995	1996	1997	1998	1999	2000	2001	2002	2003	2004
------	------	------	------	------	------	------	------	------	------	------	------

BICYCLISTS INJURED OR KILLED

247	262	246	264	257	251	232	203	192	199	112	115
-----	-----	-----	-----	-----	-----	-----	-----	-----	-----	-----	-----

PEDESTRIANS INJURED OR KILLED

854	811	782	720	743	673	589	630	629	571	523	468
-----	-----	-----	-----	-----	-----	-----	-----	-----	-----	-----	-----

SAFETY BELT USAGE

52%	56%	54%	60%	56%	57%	56%	59%	58%	-	62%	61%
-----	-----	-----	-----	-----	-----	-----	-----	-----	---	-----	-----

SEAT BELT CITATIONS

6,437	5,315	4,527	9,130	11,930	9,968	9,733	7,858	10,342	10,009	7,847	7,693
-------	-------	-------	-------	--------	-------	-------	-------	--------	--------	-------	-------

INCAPACITATING INJURIES

843	827	726	722	604	478	537	483	609	450	298	270
-----	-----	-----	-----	-----	-----	-----	-----	-----	-----	-----	-----

NON-INCAPACITATING INJURIES

2,598	2,570	2,499	2,147	2,113	1,952	1,854	1,949	1,847	1,482	1,434	1446
-------	-------	-------	-------	-------	-------	-------	-------	-------	-------	-------	------

ECONOMIC LOSS IN MILLIONS

452	436	474	455	432	380	452	276	268	262	234	292
-----	-----	-----	-----	-----	-----	-----	-----	-----	-----	-----	-----

HIT & RUN AND PERCENTAGE OF ALL CRASHES

5,767	5,282	5,616	5,055	4,800	4,478	4,319	4,993	4,456	4,235	3,952	3599
33%	31%	32%	43%	35%	34%	33%	34%	33%	31%	31%	30%

TRAFFIC CITATIONS-Total Moving Violations

87,684	90,271	79,008	117,433	148,867	130,799	123,900	91,352	116,033	121,799	133,750	134,021
--------	--------	--------	---------	---------	---------	---------	--------	---------	---------	---------	---------

AUTO LICENSE CITATIONS AND PERCENTAGE OF ALL CITATIONS

22,631	24,842	18,309	29,180	31,895	27,201	26,829	18,712	22,988	23,996	34,261	29,564
26%	28%	23%	25%	21%	21%	26%	20%	20%	20%	26%	28%

DRIVER LICENSE CITATIONS AND PERCENT OF ALL CITATIONS

25,375	27,827	25,810	37,902	41,874	39,830	34,408	27,268	30,839	21,112	38,873	36,008
29%	31%	33%	32%	28%	30%	28%	30%	27%	26%	29%	27%

INTERSECTIONS ON HIGH FREQUENCY LIST/# OF CRASHES (15 or more crashes)

78	68	92	55	48	48	49	50	44	57	45	50
1,483	1,369	1,779	1,050	906	929	940	1,011	876	1,179	966	1001



2-A

Police Department

Nannette H. Hegerty
Chief of Police

September 8, 2005

Attached is a report of all the intersections in the City of Milwaukee which had 15 or more traffic crashes during 2004. The tabulation shows 50 intersections having 15 or more crashes.

A tabulation of the number of high crash frequency locations, number of crashes and injuries, is as follows:

<u>Year</u>	<u>Having 15 or more Crashes</u>	<u>Number of Crashes</u>	<u>Number of Injuries</u>
1994	68	1,369	782
1995	92	1,779	1,020
1996	55	1,050	636
1997	48	906	631
1998	48	929	548
1999	49	940	644
2000	50	1,011	633
2001	44	876	523
2002	57	1,179	694
2003	45	966	555
2004	50	1,001	486

Sincerely,

NANNETTE H. HEGERTY
CHIEF OF POLICE


FLORENCE H. DUKES
SAFETY DIRECTOR

NHH.FHD:rm
05lette:mpd68

2004 HIGH FREQUENCY CRASH LOCATIONS 15 OR MORE LIST

Rank	Intersection	2004		2003	
		Accident	Injuries	Accident	Injuries
1	W. Silver Spring Dr. & Zoo Freeway	46	19	55	37
2	W. Layton Av. & S. 27th St.	36	15	40	24
3	N. Lovers Lane Rd., & W. Silver Spring Dr.	30	12	32	14
4	E/W. College Av. & S. Howell Av	29	8	33	13
5	W. Howard Av. & S. 27th St.	25	4	31	15
6	W. Oklahoma Av. & S. 27th St.	24	14	17	11
7	W. Blue Mound Rd. & N. Mayfair Rd.	24	10	32	16
8	W. Appleton Av. & W. Capitol Dr.	23	14	17	9
9	W. College Av. & S. 27th St.	23	7	46	31
10	W. Burleigh St. & N 27th St.	23	11	9	8
11	W. Morgan Av. & S. 27th St.	23	7	15	3
12	W. Center St. & N. Sherman Bd.	23	18	11	8
13	S. Layton Bd. & W. National Av.	23	14	19	8
14	W National Av., S 6th St.	22	11	21	9
15	W. Oklahoma Av. & S. 76th St.	22	11	13	7
16	W. College Av. & S. 13th St.	22	6	27	9
17	W. Brown Deer Rd. & N. 76th St.	22	16	11	5
18	W. Capitol Dr. & N. Mayfair Rd.	21	12	30	17
19	W. Silver Spring Dr., & N. 91st St.	21	11	27	15
20	W. Capitol Dr. & N. 35th St.	21	9	19	10
21	W. Burleigh St., W. Fond du Lac Av. & N. 35th St.	20	6	22	12
22	W. Center St. & N. 35th St.	20	14	13	8
23	W. College Av. & S. 20th St.	19	9	16	12
24	W. Capitol Dr. & N. 27th St.	19	10	15	5
25	W. North Av. & N. 35th St.	19	17	18	12
26	W. Burnham St. & S. Layton Bd.	19	8	11	6
27	W. Capitol Dr. & N. 51st St.	18	13	8	3
28	W. Burleigh St. & N. 51st St.	18	14	13	5
29	W. Grange Av. & S. 27th St.	17	7	19	14
30	W. Capitol Dr. & N. Sherman Bd.	17	14	12	5
31	W. Hampton Av. & N. 60th St.	17	8	19	22
32	N. Lincoln Memorial Dr. & E. Michigan St.	17	7	12	3
33	E. Locust St. & N. Oakland Av.	17	5	12	2
34	W. Locust St. & N. Martin L. King Jr. Dr.	17	10	15	9
35	W. Blue Mound Rd. & N. 84th St.	16	7	8	3
36	W. Burnham St. & S. 35th St.	16	5	21	8
37	W. Forest Home Av. & N. 43rd St.	16	3	11	4
38	W. Vliet St. & N. 35th St.	16	5	19	3
39	W. Bradley Rd. & N. 76th St.	15	9	8	4
40	E. Capitol Dr. & N. Holton St.	15	3	7	6
41	W. Capitol Dr. & N. 76th St.	15	4	6	3
42	W. Good Hope Rd. & N. 91st St.	15	14	19	13
43	W. Layton Av. & S. 13th St.	15	7	12	7
44	W. Lisbon Av. & N. 27th St.	15	7	10	6
45	W. Martin L. King Jr. Dr. & W. North Av.	15	10	10	3
46	W. Mitchell St. & S. 35th St.	15	6	7	3
47	E. North Av. & N. Oakland Av.	15	5	16	3
48	E. Clybourn St. & N. Water St.	15	7	9	0
49	W. McKinley Av. & N. 4th St.	15	15	0	0
50	S. Cesar E Chavez Dr. & W. Historic Mitchell St.	15	8	6	0

2004 HIGH FREQUENCY CRASH LOCATIONS

WHICH APPEARED ON THE 2003 LIST BUT NOT ON THE 2004 LIST

Rank	Intersection	2003		2004	
		Accident	Injuries	Accident	Injuries
1	W. Bolivar Av. & S. 27th St.	23	18	14	8
2	W. North Av. & N. 8th St.	20	10	10	1
3	W. Center St. & N. 27th St.	19	24	13	11
4	W. Good Hope Rd. & N. 76th St.	19	5	11	1
5	W. St. Paul Av. & N. 27th St.	19	9	13	3
6	W. St. Paul Av. & N. 26th St.	18	1	11	6
7	W. Burleigh St., W. Roosevelt Dr. & N. 60th St.	17	6	13	0
8	W. Appleton Av. & N. 76th St.	16	5	10	5
9	W. Hampton Av. & N. Sherman Bd.	16	17	6	6
10	W. Hampton Av. & N. Teutonia Av.	16	8	10	12
11	S. Howell Av. & E. Layton Av.	16	7	11	4
12	N. Jackson St. & E. Wisconsin Av.	16	12	6	6
13	N. Teutonia Av. & W. Villard Av.	16	15	12	4
14	W. Center St. & N. Teutonia Av.	15	28	11	13
15	S. Chase Av. & W. Oklahoma Av.	15	0	12	3
16	W. Kilbourn Av. & N. 6th St.	15	16	7	8
17	N. Sherman Bd. & W. Villard Av.	15	9	14	10
18	W. Loomis Rd. & S. 27th St.	15	10	9	3

2004 HIGH FREQUENCY CRASH LOCATIONS

(RATED BY CRASHES PER MILLION VEHICLES ENTERING THE INTERSECTION)

Rank	Intersection	Volume	Accident Rate	Control	
1	W. Silver Spring Dr. & Zoo Freeway	49700	2.8	Signal (State)	2.8
49	W. McKinley Av. & N. 4th St.	16500	2.7	Signal	1.4
10	W. Burleigh St. & N. 27th St.	28600	2.4	Signal	2.0
14	W. National Av. & S. 6th St.	28500	2.3	Signal	1.7
3	N. Lovers Lane Rd. & W. Silver Spring Dr.	45300	2.0	Signal (State)	1.4
22	W. Center St. & N. 35th St.	30800	1.9	Signal	1.2
23	W. College Av. & S. 20th St.	30400	1.9	Signal (County)	1.3
28	W. Burleigh St. & N. 51st St.	28300	1.9	Signal	1.2
46	W. Mitchell St. & S. 35th St.	24300	1.8	Signal	1.4
4	E. W. College Av. & S. Howell Av.	50300	1.7	Signal (State)	2.4
25	W. North Av. & N. 35th St.	32800	1.7	Signal	1.1
36	W. Burnham St. & S. 35th St.	29800	1.6	Signal	1.4
15	W. Oklahoma Av. & S. 76th St.	45100	1.5	Signal	1.0
16	W. College Av. & S. 13th St.	43000	1.5	Signal (County)	2.3
33	E. Locust St. & N. Oakland Av.	32800	1.5	Signal	1.5
35	W. Villet St. & N. 35th St.	31300	1.5	Signal	1.5
47	E. North Av. & N. Oakland Av.	29500	1.5	Signal	1.2
50	S. Cesar E. Chavez Dr. & W. Historic Mitchell St.	29700	1.5	Signal	1.1
2	W. Layton Av. & S. 27th St.	77100	1.4	Signal (State)	1.3
5	W. Howard Av. & S. 27th St.	54900	1.4	Signal (State)	1.1
5	W. College Av. & S. 27th St.	47400	1.4	Signal (State)	1.1
12	W. Center St. & N. Sherman Bd.	49700	1.4	Signal	1.9
25	W. Burnham St. & S. Layton Bd.	39600	1.4	Signal	1.9
37	W. Forest Home Av. & N. 43rd St.	34900	1.4	Signal	1.0
7	W. Blue Mound Rd. & N. Mayfair Rd.	57000	1.3	Signal (State)	1.7
19	W. Silver Spring Dr. & N. 91st St.	46900	1.3	Signal (County)	1.4
27	W. Capitol Dr. & N. 51st St.	41900	1.3	Signal	1.3
32	N. Lincoln Memorial Dr. & E. Michigan St.	38300	1.3	Signal	1.9
34	W. Locust St. & N. Martin L. King Jr. Dr.	39800	1.3	Signal	1.1
35	W. Blue Mound Rd. & N. 84th St. & N. Glenview Av.	37100	1.3	Signal	0.9
48	E. Claybourn St. & N. Water St.	34200	1.3	Signal	1.0
6	W. Oklahoma Av. & S. 27th St.	61900	1.2	Signal	1.3
8	W. Appleton Av. & W. Capitol Dr.	58600	1.2	Signal	1.5
17	W. Brown Deer Rd. & N. 76th St.	54300	1.2	Signal (State)	1.3
44	W. Lisbon Av. & N. 27th St.	36000	1.2	Signal	1.3
11	W. Morgan Av. & S. 27th St.	62500	1.1	Signal	1.6
18	W. Capitol Dr. & N. Mayfair Rd.	56100	1.1	Signal (State)	1.4
20	W. Capitol Dr. & N. 35th St.	55200	1.1	Signal	1.5
21	W. Burleigh St., W. Fond du Lac Av. & N. 35th St.	56100	1.1	Signal	1.0
29	W. Grange Av. & S. 27th St.	44200	1.1	Signal (State)	1.0
45	W. Martin L. King Jr. Dr. & W. North Av.	39300	1.1	Signal	0.9
13	S. Layton Bd. & W. National Av.	66500	1.0	Signal	0.9
24	W. Capitol Dr. & N. 27th St.	57600	1.0	Signal	0.9
31	W. Hampton Av. & N. 60th St.	50000	1.0	Signal	1.2
39	W. Bradley Rd. & N. 76th St.	45000	1.0	Signal (State)	1.1
40	E. Capitol Dr. & N. Horton St.	44400	1.0	Signal	1.8
30	W. Capitol Dr. & N. Sherman Bd.	57600	0.9	Signal	1.5
41	W. Capitol Dr. & N. 76th St.	48200	0.9	Signal	1.3
42	W. Good Hope Rd. & N. 91st St.	52100	0.9	Signal (County)	2.7
43	W. Layton Av. & S. 13th St.	50400	0.9	Signal	1.5

2-B

CITY OF MILWAUKEE CRASHES AND INJURY SEVERITY

	<u>All Crashes</u>	<u>K</u>	<u>Injury Severity</u>			<u>Total Injuries</u>
			<u>A</u>	<u>B</u>	<u>C</u>	
1991	17,443	40	946	2,764	6,036	9,746
1992	17,610	48	894	2,852	6,334	10,082
1993	17,224	48	843	2,598	6,535	9,976
1994	17,006	28	827	2,570	6,733	10,130
1995	17,050	43	726	2,499	6,977	10,202
1996	14,691	32	722	2,147	6,299	9,168
1997	13,735	35	604	2,113	6,214	8,931
1998	13,252	25	478	1,952	5,887	8,317
1999	13,127	30	537	1,854	5,442	7,883
2000	14,568	38	483	1,949	5,831	8,263
2001	13,640	34	609	1,847	6,120	8,576
2002	13,592	35	450	1,482	5,358	7,290
2003	12,755	28	298	1,434	4,655	6,387
2004	11,888	52	270	1,446	4,602	6,318

INJURY SEVERITY (GLOSSARY)

K-FATAL INJURY-Any injury received in a traffic crash which results in death within thirty (30) days of the crash.

A-INCAPACITATING INJURY-An injury, other than fatal, which prevents walking, driving, or performing other activities which were performed before the crash.

B-NON-INCAPACITATING INJURY-An injury, other than fatal or incapacitating, which is evident at the scene. Evidence includes known symptoms.

C-POSSIBLE INJURY-Any injury which is not evident at the scene but is claimed by the individual or suspected by the law enforcement officer.

Composite from Department of Public Works Infrastructure Services and Milwaukee Police Department

CITY OF MILWAUKEE
FATAL TRAFFIC ACCIDENT SUMMARY
2004

FATAL # 1

DATE: Monday, January 5, 2004 at 7:40 p.m.
LOCATION: 9150 W. Appleton Ave.
TYPE: Auto/Pedestrian
DRIVER: Unit #1: Unknown Hit & Run
DOB:
Safety Equipment:
BALC:
PEDESTRIAN: Unit #2: **Ernest M. McNAIR** of 9632 W. Appleton Ave.
Milwaukee, WI 53225
DOB: 08-26-32
Safety Equipment: N/A
BALC: .12
Expired: 01/06/04 at 12:46 a.m. by Dr. GREER of
Froedtert Hospital.
CIRCUMSTANCES: Unit #1, traveling in the right lane of W. Appleton Ave. in a
northwesterly direction struck a pedestrian in a wheelchair, in the
roadway at a point 300 ft. NW of the intersection of W. Appleton
Ave. and N. 91st St., in front of 9150 W. Appleton Ave. The
pedestrian flew 8 ft. into the air and landed in the snowbank on his
right side with his head pointed away from the street, directly
adjacent to the road surface. Pedestrian's wheelchair land upside
down on the sidewalk 10 ft. North of the victim.
ASSIGNED: P.O. Douglas ZAWORSKI
CHARGES: Pending. H & R

FATAL # 2

DATE: Tuesday, January 6, 2004 at 9:31 a.m.
LOCATION: S. 70th St. and W. Main St.
TYPE: Auto/Auto
DRIVER: Unit #1: **Kyle A. MULVANY** of 921 N. Wisconsin St.
Port Washington, WI 53074
DOB: 02-18-83
Safety Equipment: Shoulder/Lap belt used
BALC: Unknown
DRIVER: Unit #2: **Joan B. RAMIREZ** of 448 S. 71st St.
Milwaukee, WI 53214
DOB: 04-01-52
Safety Equipment: None
BALC: Negative
Expired: 01/09/04 at 7:09 p.m. by Dr. Andrew
BEUMONT of Froedtert Hospital
CIRCUMSTANCES: Unit #1 was N/B on S. 70th St. and collided with Unit #2 who was
E/B on W. Main St.
ASSIGNED: P.O. Chris BRUNS
CHARGES: **NO PROSECUTION.**

FATAL # 3

DATE: Friday, January 16, 2004 at 5:11 p.m.
LOCATION: S. 49th St. and W. Oklahoma Ave.
TYPE: Auto/Pedestrian
DRIVER: Unit #1: **Roberto NMN JIMENEZ** of 3821 Heatherridge Dr.
Franklin, WI 53132
DOB: 10-21-75
Safety Equipment: Shoulder/Lap belt used
BALC: Unknown
PEDESTRIAN: Unit #2: **Sophie NMN MAKOLA** of 4820 W. Oklahoma Ave.
Milwaukee, WI 53219
DOB: 12-10-36
Safety Equipment: N/A
BALC: .13
Expired: 01-16-04 at 6:11 p.m. by Dr. Deb NOWACK
of Froedtert Hospital.
CIRCUMSTANCES: Unit #1, traveling E/B on W. Oklahoma Ave., collided with Unit #2
(pedestrian) apparently S/B across W. Oklahoma in the crosswalk.
ASSIGNED: P.O. Laura KRAEMER
CHARGES: **NO PROSECUTION.**

FATAL # 4

DATE: Sunday, February 8, 2004 at 7:52 p.m.
LOCATION: 2351 N. 11th St.
TYPE: Auto/Fixed Object
DRIVER: Unit #1: **Lawrence C. BUCKNER** of 3748 N. 54th Blvd.
Milwaukee, WI 53216
DOB: 09-23-41
Safety Equipment: None
BALC: Negative
Expired: 02-08-04 at 8:32 p.m. by Dr. Michael
DEMASI, paramedic base physician
CIRCUMSTANCES: Unit #1, traveling N/B on N. 11th St. in the 2300 block, lost control of
the vehicle and collided with a tree on the west side of the street.
ASSIGNED: P.O. Chris BRUNS
CHARGES: **NO PROCESS.**

FATAL # 5

DATE: Tuesday, February 10, 2004 at 16:20
LOCATION: 1300 W. Cleveland Ave.
TYPE: Auto/Pedestrian
DRIVER: Unit #1: **Keith A. GILBERT** of 4466 N. 56th St.
Milwaukee, WI 53218
DOB: 07-06-59
Safety Equipment: Shoulder/Lap belt used
BALC: Unknown
DRIVER: Unit #2: **Mary E. RIBBICH** of 2675 S. 13th St.
Milwaukee, WI 53215
DOB: 02-09-58
Safety Equipment: N/A
BALC: .08
Expired: 02-12-04 at 5:03 a.m. by Dr. Jerry JONES of
Froedtert Hosp.
CIRCUMSTANCES: Unit #1 (school bus) east on W. Cleveland Ave. attempting left N/B
turn onto S. 13th St. collided with Unit #2 (pedestrian) in crosswalk
W/B on S. 13th St. with activated "Walk" pedestrian signal.
ASSIGNED: P.O. Laura KRAEMER
CHARGES: **NO PROSECUTION. CITED FOR FAILURE TO YIELD TO
PEDESTRIAN.**

FATAL # 6

DATE: Thursday, February 19, 2004 at 14:45
LOCATION: N. 91 and W. Brown Deer Rd.
TYPE: Auto/Auto
DRIVER: Unit #1: **Rafail NMN KOLODISH** of 833 E. Loos St.#2
Hartford, WI 53027
DOB: 10/15/52
Safety Equipment: Shoulder/Lap belt used
BALC: Unknown
DRIVER: Unit #2: **Virginia M. STILLWELL** of 4080 Minnesota Ln.
Plymouth, MN 55446
DOB: 09-11-52
Safety Equipment: None
BALC: Unknown
PASSENGER: Unit #2: **Camilla R. BERNAUER** of 7979 W. Glenbrook Rd.
Milwaukee, WI 53223
DOB: 10-12-15
Safety Equipment: None
BALC: Negative
Expired: 02-19-04 at 3:13 p.m. by Dr. Albert
WHEELER, med. based doctor
CIRCUMSTANCES: Unit #1 was W/B on W. Brown Deer Rd. approaching N. 91st St. in
center lane with green light. Unit #2 was E/B on W. Brown Deer Rd.,
made left turn at N. 91st St. to N/B N. 91st St., in front of oncoming
W/B traffic. Unit #1 struck Unit #2 as Unit #2 turned in front of him.
ASSIGNED: P.O. Chris BRUNS
CHARGES: **NO PROSECUTION. CITED FOR FYR.**

FATAL # 7

DATE: Thursday, February 26, 2004 at 02:00 a.m.
LOCATION: S. Delaware and E. Trowbridge
TYPE: Auto/Auto
DRIVER: Unit #1: **Chad A. FOWLER** of 3653 S. Iowa
Milwaukee, WI 53235
DOB: 05-01-81
Safety Equipment: None
BALC: Unknown
DRIVER: Unit #2: **Michael D. PALKOWSKI** of 2875 S. Wentworth
Milwaukee, WI 53207
DOB: 10/27/66
Safety Equipment: None
BALC: .20
Expired: 02/26/04 at 04:35 a.m. by M.E. Daphne
MAITRY-ALLEN
CIRCUMSTANCES: Unit #1 traveling S/B on S. Delaware in the 2800 block at a high rate
of speed, disregarded the official stop sign at S. Delaware and
E. Trowbridge and collided with Unit #2. Unit #2 was traveling E/B
on E. Trowbridge prior to the accident. Unit #1 and Unit #2 skidded
to a stop at 2836 E. Trowbridge. Unit #2 was overturned and resting
on top of Unit #1.
ASSIGNED: P.O. Laura KRAEMER
CHARGES: **HOMICIDE BY INTOXICATED USE OF A MOTOR
VEHICLE.**

FATAL # 8

DATE: Monday, March 22, 2004 at 13:07
LOCATION: 5672 N. 40th St.
TYPE: Auto/Fixed Object
DRIVER: Unit #1: **Donate D. TURNAGE** of 5930 N. 40th St.
Milwaukee, WI 53218
DOB: 08-22-87
Safety Equipment: None
BALC: Negative
Expired: 03-22-04 at 14:10 by M.E. Invest. Crystal
WILLIAMS
CIRCUMSTANCES: Unit #1 S/B on N. 40th St., at a high rate of speed, loses control and
strikes a tree.
ASSIGNED: P.O. Laura KRAEMER
CHARGES: **NO PROCESS.**

FATAL # 9

DATE: Saturday, April 16, 2004 at 22:50
LOCATION: 1401 W. Atkinson Ave.
TYPE: Auto/Pedestrian
DRIVER: Unit #1: **William E. WOODS** of 3546 N. 14th St.
Milwaukee, WI 53206
DOB: 11/09/55
Safety Equipment: None
BALC: Unknown
PEDESTRIAN: Unit #2: **Willie D. SWIFT** of 833 N. 14th St.
Milwaukee, WI 53233
DOB: 04/05/41
Safety Equipment: N/A
BALC: .15
Expired: 04/11/04 at 01:25 a.m. by Dr. Mark
FALMIRSKI of Froedtert Hosp.
CIRCUMSTANCES: Unit one traveling E/B on W. Atkinson Ave. struck Unit two
(pedestrian) as Unit two was in the crosswalk. Unit two died as a
result of this accident.
ASSIGNED: P.O. Laura KRAEMER
CHARGES: **HOMICIDE BY INTOXICATED USE OF A MOTOR
VEHICLE.**

FATAL # 10

DATE: Sunday, April 11, 2004 at 13:45
LOCATION: E. Burleigh and N. Buffum
TYPE: Auto/Auto
DRIVER: Unit #1: **Betty J. WHITE** of 3476 N. Dousman St.
Milwaukee, WI 53212
DOB: 04/09/41
Safety Equipment: Shoulder/Lap belt used
BALC: Unknown
PASSENGER: Unit #1: **Isabell L. BISCHOF** of 1126 E. Auer Ave.
Milwaukee, WI 53212
DOB: 10/18/11
Safety Equipment: None
BALC: Negative
Expired: 04/11/04 at 2:37 p.m. by Dr. Stephen
HARGARTEN of Froedtert Hosp.
DRIVER: Unit #2: **Elton A. MOORE** of 1707A W. Burnham St.
Milwaukee, WI 53204
DOB: 11/04/78
Safety Equipment: Shoulder/Lap belt used
BALC: Unknown
CIRCUMSTANCES: Unit #1, W/B on E. Burleigh St., skidded as it entered the intersection
when it collided with Unit #2, S/B on N. Buffum St., skidded as it
entered the intersection without stopping for the stop sign.
ASSIGNED: P.O. Chris BRUNS
CHARGES: **NO PROSECUTION.**

FATAL # 11 and 12

DATE: Sunday, April 18, 2004 at 12:47 p.m.
LOCATION: S. 84th St. and W. Oklahoma Ave.
TYPE: Auto/Auto
DRIVER: Unit #1: **Judith A. KOEPPL** of 3730 S. 34th St.
Milwaukee, WI 53221
DOB: 04-26-42
Safety Equipment: None
BALC: Unknown
DRIVER: Unit #2: **Margaret K. McGOFF** of N9043 Forest Rd.
Deerbrook, WI 54424
DOB: 09-06-23
Safety Equipment: None
BALC: Negative
Expired: 04-18-04 at 3:28 p.m. by Dr. FRANDRUP
of Froedtert Hosp.
PASSENGER: Unit #2: **Marie B. MUNDT** of 7780 W. Grange Ave.
Greendale, WI 53129
DOB: 08/07/14
Safety Equipment: None
BALC: N/A
Expired: 05/03/04 at 05:33 a.m. by Dr. Karen
VARSEL of Froedtert Hosp.
CIRCUMSTANCES: Unit #1 was E/B on W. Oklahoma Ave. Unit #2 was N/B on S. 84th
St. Units #1 & #2 collided. Unit #2 then collided with Units #3 &
#4, which were stopped W/B at the red signal on W. Oklahoma Ave.
ASSIGNED: P.O. Laura KRAEMER
CHARGES: **NO CRIMINAL CHARGES. MUNICIPAL CITATION ISSUED
FOR DISREGARDING OFFICIAL SIGNAL.**

FATAL # 13

DATE: Saturday, April 24, 2004 at 20:30
LOCATION: W. Fond du Lac and W. Constance
TYPE: Auto/Pedestrian
DRIVER: Unit #1: **James E. WARNER** of 4430 N. 54th St.
Milwaukee, WI 53218
DOB: 06-05-1965
Safety Equipment: .18
BALC: Unknown
PEDESTRIAN: Unit #2: **Melvin NMN JONES** of 4574 N. 68th St.
Milwaukee, WI 53218
DOB: 12-31-1954
Safety Equipment: N/A
Expired: 04-30-04 at 13:40 by Dr. Melisa MACIAS of
Froedtert Hosp.
BALC: Negative
CIRCUMSTANCES: Unit #1 was E/B on W. Constance Ave. Unit #2 was crossing the
Roadway in the marked crosswalk to the west side of the street.
Unit #1 collided with Unit #2. Unit #2 came to rest in the roadway at
6535 W. Fond du Lac Ave. Unit #1 fled the scene E/B on
W. Fond du Lac Ave. The intersection is equipped with posted
Ped X-ing signs.
ASSIGNED: P.O. Chris BRUNS
CHARGES: **HOMICIDE BY INTOXICATED USE OF MOTOR VEHICLE.**

FATAL #14

DATE: Saturday, May 8, 2004 at 10:11 a.m.
LOCATION: E. Brady and N. Astor
TYPE: Auto/Pedestrian
DRIVER: Unit #1: **Adam W. DOUGLAS** of 1655 N. Van Buren #16
Milwaukee, WI 53202
DOB: 12/12/81
Safety Equipment: None
BALC: Unknown
PEDESTRIAN: Unit #2: **Mary F. GLORIOSO** of 1654 N. Astor St.
Milwaukee, WI 53202
DOB: 04/06/21
Safety Equipment: N/A
BALC: Negative
Expired: 05/10/04 at 8:24 p.m. by Dr. Sandra
TEMA of Froedtert Hosp.
CIRCUMSTANCES: Unit #1 traveling E/B on E. Brady St. at N. Astor St. collided into
Unit #2, a pedestrian who was in a marked crosswalk, crossing N/B
on N. Astor St. at E. Brady St. Unit #1 then continued and struck unit
#3 which was legally parked.
ASSIGNED: P.O. Chris BRUNS
CHARGES: **NO CRIMINAL PROSECUTION. CITATION ISSUED FOR
FTY TO PEDESTRIAN.**

FATAL #15

DATE: Wednesday, May 12, 2004 at 17:01
LOCATION: 2422 W. Center St.
TYPE: Auto/Pedestrian
DRIVER: Unit #1: **Doris B. CALLIER** of 2519A. N. 8th St.
Milwaukee, WI 53206
DOB: 02/21/44
Safety Equipment: None
BALC: Negative
Expired: 05/12/04 at 5:28 p.m. by Dr. Albert
WHEELER of Froedtert Hosp.
PEDESTRIAN: Unit #2: **Kiesha M. HICKS** of 2420 W. Center St.
Milwaukee, WI 53206
DOB: 10/04/69
Safety Equipment: N/A
BALC: Unknown
CIRCUMSTANCES: Unit #1 was W/B on W. Center St. Unit #2 was on the north sidewalk
in front of 2420 W. Center St. The operator of unit #1 was looking to
her right and talking to the front seat passenger. Unit #1 veered to the
right, hit Unit #2 and came to final rest against a light pole.
ASSIGNED: P.O. Laura KRAEMER
CHARGES: **NO PROCESS.**

FATAL #16

DATE: Thursday, May 27, 2004 at 7:15 a.m.
LOCATION: 2006 S. Kinnickinnic Ave.
TYPE: Bicycle/Semi
BICYCLIST: Unit #1: **John A. HARRINGTON** of 2973 S. KK Ave.
Milwaukee, WI 53207
DOB: 01-11-79
Safety Equipment: Helmet used
BALC: Negative
Expired: 05/27/04 at 08:01 a.m. by M.E. Invest.
Genevieve PENN
DRIVER: Unit #: **Darin L. MAGIN** of W183 N8966 Maryhill Dr.
Menomonee Falls, WI 53051
DOB: 04/07/66
Safety Equipment: Shoulder/Lap belt used
BALC: Unknown
CIRCUMSTANCES: Unit #1 (bicyclist) travelling north on S. Kinnickinnic Ave. collided
with Unit #2 which was turning right into the driveway at 2006 S.
Kinnickinnic Ave. from northbound S. Kinnickinnic Ave.
ASSIGNED: P.O. Chris BRUNS
CHARGES: **NO PROSECUTION.**

FATAL #17

DATE: Saturday, May 29, 2004 at 01:58
LOCATION: N. 87th St. and W. Hampton Ave.
TYPE: Auto/Pedestrian
DRIVER: Unit #1: **Allen A. ROBINSON Jr.** of 1619 N. Mayflower Ct.
Milwaukee, WI 53205
DOB: 12-16-70
Safety Equipment: None
BALC: Unknown
PEDESTRIAN: Unit #2: **Steven W. BLUMENBERG** of 5297 N. 74th St.
Milwaukee, WI 53218
DOB: 05/12/58
Safety Equipment: N/A
BALC: .23
Expired: 05/29/04 at 3:30 a.m. by M.E. Invest Daphne
Moutry-Allen
CIRCUMSTANCES: Unit #1 traveling N/B on N. 87th St. collided with Unit #2
(pedestrian) traveling W/B on W. Hampton Ave. at N. 87th St.
Unit #1 fled the scene.
ASSIGNED: P.O. Chris BRUNS
CHARGES: **DUTY UPON STRIKING CAUSING DEATH.**

FATAL #18

DATE: Friday, June 4, 2004 at 12:13 a.m.
LOCATION: 2700 W. North Ave.
TYPE: Auto/Auto
DRIVER: Unit #1: **Alexander NMN MURRY** of 2539A W. Monroe St.
Milwaukee, WI 53206
DOB: 06/02/82
Safety Equipment: None
BALC: Unknown
DRIVER: Unit #: **Dennis L. SLOANS** of 2341 N. 5th St.
Milwaukee, WI 53212
DOB: 05/02/63
Safety Equipment: None
BALC: Negative
Expired: 6/4/04 at 10:06 a.m. by Dr. Renae
STAFFORD of Froedtert Hospital.
CIRCUMSTANCES: Unit #1 was traveling N/B on N. 27th St. to a controlled intersection.
Unit #1 struck Unit #2 in the passenger side of the van. Unit #2 was
traveling E/B on W. North Ave. Unit #1 appeared to disregard
official signal after the collision. Both units ended up on the N/E
corner of the intersection of 2700 W. North Ave.
ASSIGNED: P.O. Laura KRAEMER
CHARGES: **HOMICIDE BY INTOXICATED USE OF A MOTOR
VEHICLE.**

FATAL #19

DATE: Sunday, June 13, 2004 at 15:48
LOCATION: 3254 N. 34th St.
TYPE: Motorcycle/Fixed Object
DRIVER: Unit #1: **William L. TRACY** of 3232 N. 34th St.
Milwaukee, WI 53216
DOB: 03/09/79
Safety Equipment: None
BALC: Negative
Expired: 06/13/04 at 4:45 p.m. by ME Invest. Jeanny
WIEDMEYER
CIRCUMSTANCES: Unit #1 S/B on N. 34th St., doing a "WHEELIE" struck curb then
struck a light pole.
ASSIGNED: P.O. Laura KRAEMER
CHARGES: **NO PROCESS.**

FATAL #20

DATE: Tuesday, June 15, 2004 at 02:08 a.m.
LOCATION: 1014 W. National Ave.
TYPE: Auto/Pedestrian
DRIVER: Unit #1: Unknown H & R
DOB:
Safety Equipment:
BALC:
PEDESTRIAN: Unit #2: **Pedro RAMIREZ-XOLOT** of 1014 W. National Av
Milwaukee, WI 53204
DOB: 10/24/55
Safety Equipment: N/A
BALC: .29
Expired: 06/15/04 by 2:55 a.m. by ME Invest. Shirley
TAYLOR
CIRCUMSTANCES: Unit #1 was traveling W/B on W. National Ave. when Unit #1
struck Unit #2, then Unit #3 ran over Unit #2.
ASSIGNED: P.O. Laura KRAEMER
CHARGES: Pending H & R

FATAL #21

DATE: Wednesday, June 16, 2004 at 14:08 p.m.
LOCATION: S. Layton Blvd. And W. National Ave.
TYPE: Truck/Pedestrian
DRIVER: Unit #1: **Larry D. CEGERS** of 3470 N. 53rd St. #2
Milwaukee, WI 53216
DOB: 12/20/51
Safety Equipment: Shoulder/Lap belt used
BALC: Unknown
PEDESTRIAN: Unit #2: **Anka NMN POPOVICH** of 3133 W. National Ave.
Milwaukee, WI 53215
DOB: 09/01/35
Safety Equipment: N/A
BALC: Negative
Expired: 06/16/04 by 3:06 p.m. by ME Invest. Amy
MICHALAK
CIRCUMSTANCES: Unit #1 was making a right turn from W. National Ave. onto S.
Layton Blvd. And made contact with Unit #2 who was walking E/B
across S. Layton Blvd. Just outside the North crosswalk of W.
National Ave.
ASSIGNED: P.O. Laura KRAEMER
CHARGES: **NO CRIMINAL CHARGES. CITY CITATION ISSUED.**

FATAL #22

DATE: Sunday, June 20, 2004 at 02:25 a.m.
LOCATION: N. 27th St. and W. Clybourn
TYPE: Auto/Motorcycle
DRIVER: Unit #1: **Gregory S. MORAN** of 1421A N. 49th St.
Milwaukee, WI 53208
DOB: 06/24/52
Safety Equipment: Shoulder/Lap belt used
BALC: Unknown
DRIVER: Unit #2: **Walter J. WEATHERSPOON** of 6229 W. Keefe Av
Milwaukee, WI 53206
DOB: 07/13/57
Safety Equipment: None
BALC: .05
Expired: 6/20/04 at 5:05 a.m. by Dr. SOMBERG of
Froedtert Hosp.
CIRCUMSTANCES: Unit #1, which was E/B on W. Clybourn in the 2700 block, was
turning N/B onto N. 27th St. when it struck a motorcycle with a
passenger on it. It is undetermined as to which way the motorcycle
was traveling prior to the accident
ASSIGNED: P.O. Laura KRAEMER
CHARGES: **NO PROSECUTION.**

FATAL #23

DATE: Sunday, June 20, 2004 at 22:53
LOCATION: 2828 W. Center St.
TYPE: Auto/Fixed Object
DRIVER: Unit #1: **Jeffrey S. KATHERINE** of 1300 E. Kane Pl. #1402
Milwaukee, WI 53202
DOB: 02/14/82
Safety Equipment: None
BALC: .28
Expired: 06/20/04 at 22:40 by ME Invest. Daphne
MOUTRY-ALLEN
CIRCUMSTANCES: Unit #1 traveling E/B on W. Center St., lost control for unknown
reason veered to North side of street, struck light pole, veered back to
South side of street, struck second light pole and collided with
building.
ASSIGNED: P.O. Laura KRAEMER
CHARGES: **NO PROCESS.**

FATAL #24

DATE: Tuesday, June 15, 2004 at 14:55
LOCATION: 6745 N. 58th St.
TYPE: Auto/Fixed Object
DRIVER: Unit #1: **Joseph F. BACHER** of 6748 N. 58th St.
Milwaukee, WI 53223
DOB: 10/28/02
Safety Equipment: None
BALC: Negative
Expired: 6/20/04 at 13:06 by Dr. Jacqueline
GRAHAM of Froedtert Hosp.
CIRCUMSTANCES: Unit #1 exits driveway at 6748 N. 58th St. and collides with a tree in
front of 6745 N. 58th St.
ASSIGNED: P.O. Chris BRUNS
CHARGES: **NO PROCESS.**

FATAL #25

DATE: Monday, May 31, 2004 at 17:40
LOCATION: 4727 N. Green Bay Ave.
TYPE: Motorcycle/Legally parked auto
DRIVER: Unit #1: **Stephen J. BUDA** of 1610 N. Green Bay Rd. G
Grafton, WI 53012
DOB: 03/1561
Safety Equipment: None
BALC: N/A
Expired: 06/24/04 at 06:45 a.m. by Dr. Melissa
MACIAS of Froedtert Hosp.
CIRCUMSTANCES: Unit #1 E/B on W. Hampton Ave. turned right onto N. Green Bay
Ave., at a high rate of speed and went up on the median strip going S/B on N. Green Bay Ave.
Unit #1 came off the median strip and hit a parked car at 4727 N. Green Bay Ave.
ASSIGNED: P.O. Chris BRUNS
CHARGES: **NO PROCESS.**

FATAL #26

DATE: Tuesday, July 6, 2004 at 04:23 a.m.
LOCATION: 2414 S. 6th St.
TYPE: Auto/Pedestrian
DRIVER: Unit #1: **Graciela NMN VALDEZ** of 1318 S. 29th St.
Milwaukee, WI 53204
DOB: 09/17/69
Safety Equipment: Shoulder/Lap belt used
BALC: Unknown
PEDESTRIAN: Unit #2: **Irene NMN GALLEGOS** of 2412 S. 6th St.
Milwaukee, WI 53215
DOB: 10/26/75
Safety Equipment: N/A
BALC: Negative
Expired: 07/06/04 at 06:20 a.m. by Dr. Karen
BRAZEL of Froedtert Hosp.
CIRCUMSTANCES: Unit #1 S/B on S. 6th St., struck Unit #2 (pedestrian) W/B on
W. Hayes Ave. Unit #1 fled the scene without rendering aid, but
subsequently returned to the scene.
ASSIGNED: P.O. Chris BRUNS
CHARGES: **NO PROSECUTION.**

FATAL #27

DATE: Sunday, July 11, 2004 at 18:38
LOCATION: N. Martin Luther King Dr. and W. Wright St.
TYPE: Auto/Pedestrian
DRIVER: Unit #1: **Richard A. HENRY** of 835 W. Atkinson Ave.
Milwaukee, WI 53206
DOB: 06-03-76
Safety Equipment: Shoulder/Lap belt used
BALC: Unknown
PEDESTRIAN: Unit #2: **Annie NMN WEBSTER** of 3436 N. 2nd St.
Milwaukee, WI 53212
DOB: 01-01-1905
Safety Equipment: N/A
BALC: Negative
Expired: 07/12/04 at 01:10 a.m. by Dr. Craig
WEINSTEIN of Froedtert Hosp.
CIRCUMSTANCES: Unit #1 was traveling N/B on N. Martin Luther King Dr. at a high
rate of speed and possibly racing a motorcycle. Unit #1 lost control
of vehicle and hit pedestrian standing on the sidewalk.
ASSIGNED: P.O. Laura Kraemer
CHARGES: **HOMICIDE BY NEGLIGENT OPERATION OF A MOTOR
VEHICLE**

FATAL #28

DATE: Friday, July 9, 2004 at 13:20
LOCATION: N. Prospect Ave. and E. Mason St.
TYPE: Motorcycle/Auto
DRIVER: Unit #1: **Eric M. JONES** of 709 Madison St.
South Milwaukee, WI 53172
DOB: 07-15-82
Safety Equipment: Helmet used
BALC: Negative
Expired: 07/13/04 at 07:35 a.m. by Dr. VARELAS of
Froedtert Hosp
DRIVER: Unit #2: **Tonya M. YOUNG** of 1943 N. Summit Ave. #19
Milwaukee, WI 53202
DOB: 09/12/75
Safety Equipment: Shoulder/Lap belt used
BALC: Negative
CIRCUMSTANCES: Unit #1, traveling N/B on N. Prospect Ave., collided with Unit #2,
traveling S/B on N. Prospect Ave. and turning east on E. Mason St.
ASSIGNED: P.O. Chris Bruns
CHARGES: **NO CRIMINAL CHARGES. CITY CITATION ISSUED FOR
FAILURE TO YIELD WHEN TURNING LEFT.**

FATAL #29

DATE: Monday, July 12, 2004 at 12:33 a.m.
LOCATION: 2519 N. Buffum St.
TYPE: Auto/Fixed Object
DRIVER: Unit #1: **Reginald D. GIBBS** of 2339 N. Richards St.
Milwaukee, WI 53212
DOB: 11-20-74
Safety Equipment: None
BALC: Negative
Expired: 07-12-04 at 12:00 p.m. by Dr. CHOKSHI
of Froedtert Hosp.
CIRCUMSTANCES: Unit #1 was S/B in the alley between N. Buffum St. and N. Richards St. in the 2500 block. Unit #1 collided with the residence at 2519A N. Buffum St. and them with legally parked unit #2.
ASSIGNED: P.O. Chris Bruns
CHARGES: **NO PROCESS.**

FATAL #30

DATE: Monday, July 19, 2004 at 01:41 a.m.
LOCATION: 1036 N. 25th St.
TYPE: Auto/Fixed Object
DRIVER: Unit #1: **Maurice L. NEAL** of 3141 W. Juneau Ave.
Milwaukee, WI 53208
DOB: 09-15-74
Safety Equipment: None
BALC: .27
Expired: 07-19-04 at 01:41 a.m. by Dr. Kathryn
HEINSZEN of Froedtert Hosp.
CIRCUMSTANCES: Unit #1 was traveling N/B at a high rate of speed when Unit #1 left the roadway and collided with a tree.
ASSIGNED: P.O. Laura KRAEMER
CHARGES: **NO PROCESS.**

FATAL #31

DATE: Saturday, August 7, 2004 at 12:40 p.m.
LOCATION: N. Teutonia Ave. and W. North Ave.
TYPE: Motorcycle/Auto
DRIVER: Unit #1: **Vincente R. BROWN** of 3815 W. Sheridan
Milwaukee, WI 53209
DOB: 08/24/76
Safety Equipment: Helmet used
BALC: Negative
Expired: 08/07/04 at 2:14 p.m. by Dr. Renee
STAFFORD of Froedtert Hosp.
DRIVER: Unit #2: **Gerald D. BLACKMON** of 1546 S. 29th St.
Milwaukee, WI 53215
DOB: 02/22/71
Safety Equipment: Shoulder/Lap belt used
BALC: Unknown
CIRCUMSTANCES: Unit #2 was stopped S/B waiting to turn left, when signal turned red,
Unit #2 began to clear intersection. Unit #1 passed a car stopped N/B
on right to enter intersection. Unit #1 struck Unit #2 and the operator
of Unit #1 was ejected.
ASSIGNED: P.O. Laura KRAEMER
CHARGES: **NO PROCESS. DECEASED DISREGARDED TRAFFIC
CONTROL.**

FATAL #32

DATE: Thursday, August 26, 2004 at 20:50
LOCATION: N. 37th St. and W. Hampton Ave.
TYPE: Auto/Pedestrian
DRIVER: Unit #1: **Otis K. THORNTON** of 2822 N. 50th St.
Milwaukee, WI 53210
DOB: 09/16/64
Safety Equipment: None
BALC: Unknown
PEDESTRIAN: Unit #2: **Christine NMN BONDS** of 4936 N. 37th St.
Milwaukee, WI 53209
DOB: 07/02/56
Safety Equipment: N/A
BALC: .34
Expired: 08/28/04 at 3:14 a.m. by Dr.
MONTGOMERY of Froedtert Hosp.
CIRCUMSTANCES: Unit #1 was W/B on W. Hampton Ave. Unit #2 was somewhere
between the east and west crosswalks of the intersection of W.
Hampton Ave. and N. 37th St. Unit #1 collided with Unit #2 and then
Unit #1 fled the scene W/B on W. Hampton Ave., then N/B on N.
Hopkins St. Unit #1 returned to the scene about 20 minutes after the
accident. Before the accident Unit #1 was observed speeding (40-50
mph) and swerving in and out of traffic. Unit #1 disregarded the stop
light before entering the intersection. Unit #2 was seen in the
crosswalk/intersection by witnesses.
ASSIGNED: P.O. Laura KRAEMER
CHARGES: **HOMICIDE BY INTOXICATED USE OF VEHICLE.**

FATAL #33

DATE: Friday, August 27, 2004 at 23:30
LOCATION: N. 18th St. and W. Center St.
TYPE: Auto/Pedestrian
DRIVER: Unit #1: **Christopher D. BARNES** of 6518 N. 106th St.
Milwaukee, WI 53224
DOB: 09-30-85
Safety Equipment: None
BALC: Unknown
PEDESTRIAN: Unit #2: **Distiny C. COMPTON** of 3230 N. 25th St.
Milwaukee, WI 53206
DOB: 01-09-99
Safety Equipment: N/A
BALC: Negative
Expired: 08-28-04 at 04:30 a.m. by Dr.
MARCDANTE of Children's Hosp.
CIRCUMSTANCES: Unit #1 was stopped at the stop sign on N. 18th St. at W. Center St. facing S/B. A subject on foot came along side Unit #1 and displayed a handgun to the occupants. Unit #1 then fled turning W/B onto W. Center St. Unit #1 then struck Unit #2, pedestrian, and ran over Unit #2's body. Unit #1 continued W/B on W. Center St. as a subject on the N/W corner of N. 18th St. and W. Center St. fired shots at Unit #1. Unit #1 has not reported the incident.
ASSIGNED: P.O. Chris BRUNS
CHARGES: **DUTY UPON STRIKING CAUSING DEATH.**

FATAL #34

DATE: Sunday, September 5, 2004 at 21:48
LOCATION: 1159 W. Windlake Ave.
TYPE: Auto/Pedestrian
DRIVER: Unit #1: H & R
LEGALLY PARKED: Unit #2 & Unit #3 & Unit #5
PEDESTRIAN: Unit #4: **Melisa J. RUIZ** of 1159 W. Windlake Ave.
Milwaukee, WI 53204
DOB: 10-30-78
Safety Equipment: N/A
BALC: Negative
Expired: 09/04/04 at 10:50 p.m. by M.E. Invest.
Shirley TAYLOR
CIRCUMSTANCES: Unit #1 N/B W. Windlake Ave. collided with Unit #2 (legally parked) then Unit #3 (legally parked) then Unit #4 (pedestrian) causing Unit #4 to collide with Unit #5 (legally parked). Unit #1 then fled scene.
ASSIGNED: P.O.
CHARGES: Pending.

FATAL #35

DATE: Wednesday, September 15, 2004 at 18:30
LOCATION: N. 103rd St. and W. Silver Spring Dr.
TYPE: Auto/Motorcycle
DRIVER: Unit #1: **Matthew L. SCHULTZ** of 5318 W. Mill Rd.
Milwaukee, WI 53218
DOB: 07/01/87
Safety Equipment: None
BALC: Unknown
DRIVER: Unit #2: **Odie C. HUDSON** of 5188 N. Lovers Ln. #7
Milwaukee, WI 53225
DOB: 12/09/72
Safety Equipment: None
BALC: Negative
Expired: 09/15/04 at 18:54 by Dr. Jamie BUTLER,
Med based dr. at Froedtert Hosp.
CIRCUMSTANCES: Unit #1 traveling E/B on W. Silver Spring Dr. while changing lanes
side swiped Unit #2 which was also E/B on W. Silver Spring Dr.
ASSIGNED: P.O. Chris BRUNS
CHARGES: **NO CRIMINAL PROSECUTION. CITATION ISSUED FOR
IMPROPER TURN.**

FATAL #36

DATE: Sunday, September 19, 2004 at 22:00 p.m.
LOCATION: 5851 S. Howell Ave.
TYPE: Auto/Bicyclist
DRIVER: Unit #1: Unknown H & R
DOB:
Safety Equipment:
BALC:
BICYCLIST: Unit #2: **Michael A. DZIOBA** of 9661 W. Forest Home #15
Hales Corners, WI 53130
DOB: 11-06-49
Safety Equipment: 11/06/49
BALC: Negative
Expired: 09/19/04 at 22:15 p.m. by ME Invest. Jeanne
WIEDMEYER
CIRCUMSTANCES: Unit #1 and Unit #2 S/B on S. Howell Ave. Unit #1 collided with
Unit #2 then left the scene.
ASSIGNED: P.O. Laura KRAEMER
CHARGES: Pending H & R

FATAL #37

DATE: Monday, September 20, 2004 at 02:11 a.m.
LOCATION: 9632 W. Appleton Ave.
TYPE: Auto/parked auto
DRIVER: Unit #1: **Mary F. WEARING** of 6426 N. 105th St.
Milwaukee, WI 53224
DOB: 09/07/66
Safety Equipment: None
BALC: .22
Expired: 09/20/04 at 05:30 a.m. by Dr. James
CONNELLY of Froedtert Hosp.
Unit #2: Legally parked
CIRCUMSTANCES: Unit #2 was legally parked at 9632 W. Appleton Ave. when Unit #1
traveling W/B on W. Appleton Ave. struck Unit #2 from the rear.
ASSIGNED: P.O. Scott BEAVER
CHARGES: **NO PROCESS.**

FATAL #38

DATE: Friday, September 17, 2004 at 19:40
LOCATION: N. 52nd St. and W. Burleigh St.
TYPE: Auto/Pedestrian
DRIVER: Unit #1: **Carolyn R. PORTER** of 3345 N. 37th St.
Milwaukee, WI 53216
DOB: 03/14/44
Safety Equipment: Shoulder/Lap belt used
BALC: Unknown
PEDESTRIAN: Unit #2: **Nicholas TWILLEY** of 3035 N. 52nd St.
Milwaukee, WI 53218
DOB: 04/28/95
Safety Equipment: N/A
BALC: N/A
Expired: 09/25/04 at 05:45 a.m. by Dr. Lytle of
Children's Hospital
CIRCUMSTANCES: Unit #1 was W/B on W. Burleigh St. collided with Unit #2 that was
running across W. Burleigh St. at N. 52nd St. from the S/E corner to
the N/E corner. Unit #2, pedestrian, has Down Syndrome.
ASSIGNED: P.O. Chris BRUNS.
CHARGES: **NO PROSECUTION.**

FATAL #39

DATE: Saturday, October 2, 2004 at 09:00 a.m.
LOCATION: N. 8th St. and W. Center St.
TYPE: Auto/Auto
DRIVER: Unit #1: **Jeffery A. BOYLES** of 1728 N. 35th St.
Milwaukee, WI 53208
DOB: 01/18/61
Safety Equipment: None
BALC: Unknown
DRIVER: Unit #2: **Boris E. NOVIK** of 7007 N. Green Bay Ave. #A
Milwaukee, WI 53209
DOB: 08/22/38
Safety Equipment: None
BALC: Unknown
PASSENGER: Unit #2: **Roza KAZHURO** of 2940 N. Bartlett Ave.
Milwaukee, WI 53211
DOB: 04/09/25
Safety Equipment: None
BALC: Negative
EXP: 10/2/04 at 10:00 a.m. by Dr. Brian POPE of
Froedtert Hosp.
CIRCUMSTANCES: Unit #1 traveling W/B on W. Center entered for intersection at N. 8
and collided with Unit #2 who was traveling S/B on N. 8th St.
ASSIGNED: P.O. Laura KRAEMER
CHARGES: **CITY CITATION ISSUED FOR DISREGARDING OFFICIAL
SIGNAL.**

FATAL #40

DATE: Thursday, October 7, 2004 at 00:40 a.m.
LOCATION: 3031 W. Center St.
TYPE: Auto/Fixed Object
DRIVER: Unit #1: **Jackson WILLIAMS Jr.** of 3335 N. 4th St.
Milwaukee, WI 53216
DOB: 04-19-28
Safety Equipment: Shoulder/Lap belt used
BALC: .19
Expired: 10/07/04 at 12:50 a.m. by ME Invest. Gene
WILLIAMS
CIRCUMSTANCES: Unit #1 was traveling W/B on W. Center St. at a high rate of speed
when Unit #1 over-steered vehicle in attempt to avoid hitting an
orange traffic barrel and struck the light pole.
ASSIGNED: P.O. Scott BEAVER
CHARGES: **NO PROCESS.**

FATAL #41

DATE: Saturday, October 23, 2004 at 09:20 a.m.
LOCATION: 2553 N. 20th St.
TYPE:
DRIVER: Unit #1: **Henrine NMN WILKERSON** of 2453 N. 21st St.
Milwaukee, WI 53206
DOB: 08-15-28
Safety Equipment: Shoulder/Lap belt used
BALC: Negative
Expired: 10-23-04 at 9:56 a.m. by med based doctor,
Dr. Anne Johnson of Froedtert Hosp.
DRIVER: Unit #2: **Regenald O. WARD** of 2912 63rd St.
Kenosha, WI 53143
DOB: 03-30-60
Safety Equipment: N/A
BALC: Unknown
CIRCUMSTANCES: Unit #1 was S/B on N. 20th St., veered to the right and collided with
Unit #2, illegally parked in front of 2553 N. 20th St.
ASSIGNED: P.O. Laura KRAEMER
CHARGES: **NO CRIMINAL PROSECUTION. PARKING CITATION**
ISSUED.

FATAL #42

DATE: Friday, October 29, 2004 at 6:45 p.m.
LOCATION: 1434 W. North Ave.
TYPE: Auto/Pedestrian
DRIVER: Unit #1: **Russell NMN JOINER** of 4754 N. 29th St.
Milwaukee, WI 53207
DOB: 11-02-41
Safety Equipment: Shoulder/Lap belt used
BALC: .148
PEDESTRIAN: Unit #2: **Patricia NMN JOHNSON** of 2025 N. 14th St.
Milwaukee, WI 53209
DOB: 12-09-52
Safety Equipment: N/A
BALC: .29
Expired: 10-29-04 at 8:00 p.m. by ME Invest. Jeanne
WIEDMEYER
CIRCUMSTANCES: Unit #1 was W/B on W. North Ave., collided with Unit #2
(pedestrian) crossing W. North Ave. N/B. Unit #1 collided with
Milwaukee Police call box then proceeded S/B onto N. 15th St. and
parked at 2243 N. 15th St.
ASSIGNED: P.O. Scott BEAVER
CHARGES: **HOMICIDE BY INTOXICATED USE OF A MOTOR
VEHICLE.**

FATAL #43

DATE: Wednesday, November 3, 2004 at 21:52
LOCATION: 5520 W. Hampton Ave.
TYPE: Auto/Auto
DRIVER: Unit #1: **Birjen S. XARINES** of 4025 W. Meinecke
Milwaukee, WI 53208
DOB: 08-03-84
Safety Equipment: None
BALC: .21
Expired: 11-3-04 at 22:45 by ME Invest. Jeanne
WIEDMEYER
PEDESTRIAN: Unit #2: **Pornisha D. CORLEY** of 6220 W. Spencer Pl.
Milwaukee, WI 53218
DOB: 02-13-83
Safety Equipment: Shoulder/Lap belt used
BALC: Unknown
CIRCUMSTANCES: Unit #1 W/B on W. Hampton Ave., collided with Unit #2, which was
also W/B at approximately 5520 W. Hampton Ave. Unit #1
subsequently left the roadway and collided with a tree at 5532 W.
Hampton Ave.
ASSIGNED: P.O. Chris BRUNS
CHARGES: **NO PROSECUTION. CITY CITATION ISSUED FOR
FAILURE TO REPORT ACCIDENT.**

FATAL #44

DATE: Tuesday, November 9, 2004 at 09:04 a.m.
LOCATION: 4080 N. Port Washington Ave.
TYPE: Auto/Bus
DRIVER: Unit #1: **Florence R. SOBCZAK** of 1840 N. Prospect #1019
Milwaukee, WI 53202
DOB: 10-06-22
Safety Equipment: Should/Lap belt used
BALC: Negative
Expired: 11-09-04 at 2:39 p.m. by Dr. Reidl of
Froedtert Hosp.
PEDESTRIAN: Unit #2: **Edward L. ROUNDTREE** of 5329 N. 68th St.
Milwaukee, WI 53218
DOB: 09-24-52
Safety Equipment: Shoulder/Lap belt used
BALC: Unknown
CIRCUMSTANCES: Unit #1, traveling north on N. Port Washington Rd., rear ended Unit
#2, stopped in traffic facing north on N. Port Washington Rd. waiting
to turn west on W. Fiebrantz Ave.
ASSIGNED: P.O. Laura KRAEMER
CHARGES: **NO PROCESS – DECEASED CAUSED ACCIDENT.**

FATAL #45

DATE: Saturday, November 13, 2004 at 01:55 a.m.
LOCATION: 2021 N. 12th St.
TYPE: Auto/Fixed Object
DRIVER: Unit #1: **Jennifer L. WHITEHORN** of 3511 N. 12th St.
Milwaukee, WI 53212
DOB: 01-30-87
Safety Equipment: None
BALC: .08
Expired: 11-13-04 at 2:46 a.m. by
Dr. BUSSE of Froedtert Hosp.
CIRCUMSTANCES: Unit #1 was traveling S/B on N. 12th St. at a high rate of speed, lost control and struck a concrete light pole at 2021 N. 12th St.
ASSIGNED: P.O. Chris BRUNS
CHARGES: **NO PROCESS – DECEASED CAUSED ACCIDENT.**

FATAL #46

DATE: Friday, November 19, 2004 at 11:38 p.m.
LOCATION: 5280 S. 13th St.
TYPE: Auto/Pedestrian
DRIVER: Unit #1: **Carol A. KARCZEWSKI** of 1635 S. Muskego Ave.
Milwaukee, WI 53204
DOB: 03-25-70
Safety Equipment: Shoulder/Lap belt used
BALC: Unknown
PEDESTRIAN: Unit #2: **Jeffrey A. BANACH** of 3512 W. Wanda Ave.
Milwaukee, WI 53221
DOB: 11-05-59
Safety Equipment: N/A
BALC: .13
Expired: 11-19-04 at 23:53 by M.E. Dr. Mary
MAINLAND
CIRCUMSTANCES: Unit #1 was traveling N/B on S. 13th St. Unit #2 (Pedestrian) was crossing the street E/B. Unit #1 collided with Unit #2 then fled N/B from the scene.
ASSIGNED: P.O. Scott BEAVER
CHARGES: **HOMICIDE BY INTOXICATED USE OF A MOTOR VEHICLE.**

FATAL #47

DATE: Sunday, November 28, 2004 at 01:04 a.m.
LOCATION: 2612 S. 13th St.
TYPE: Auto/Fixed Object
DRIVER: Unit #1: **AGUSTIN NMN NUNEZ** of 3063 S. 7th St.
Milwaukee, WI 53215
DOB: 09-13-72
Safety Equipment: None
BALC: Unknown
PASSENGER: Unit #1: **ROSA C. VASQUEZ** of 1913 S. 10th St.
Milwaukee, WI 53204
DOB: 09-24-85
Safety Equipment: None
BALC: Negative
Expired: 11-28-04 at 02:34 a.m. by Dr. Tim Lipski of
Froedtert Hosp.
CIRCUMSTANCES: Passenger in Unit #1 opened passenger door and fell out of truck
causing head injury. Unit #1 fled the scene.
ASSIGNED: P.O. Laura KRAEMER
CHARGES: **DUTY UPON STRIKING PERSON CAUSING DEATH.**

FATAL # 48

DATE: Sunday, December 19, 2004 at 22:30
LOCATION: N. Farwell Ave. and E. Lafayette Pl.
TYPE: Auto/Auto
DRIVER: Unit #1: **Michael J. DAVENPORT** of 1717 E. Kane #44
Milwaukee, WI 53211
DOB: 12-16-78
Safety Equipment: None
BALC: Unknown
DRIVER: Unit #2: **Aaron J. RUIZ** of 3813 3rd Ave.
South Milwaukee, WI 53172
DOB: 01-13-83
Safety Equipment: None
BALC: Unknown
PASSENGER: Unit #2: **Jessica R. CHAPMAN** of 1433 W. College Ave.
Racine, WI 53403
DOB: 01-06-84
Safety Equipment: Shoulder/Lap belt used
BALC: Negative
Expired: 12-19-04 at 11:45 p.m. by M.E. Invest.
Daphne MOUNTRY-ALLEN
DRIVER: Unit #3: **LEGALLY PARKED**
CIRCUMSTANCES: Unit #1 was S/B on N. Farwell Ave. Unit #2 was W/B on
E. Lafayette Pl. Unit #1 collided with Unit #2, then continued S/B
colliding with Unit #3 which was legally parked.
ASSIGNED: P.O. Scott BEAVER.
CHARGES: **O.W.I. – SECOND OFFENSE**

FATAL #49 and 50

DATE: Saturday, December 25, 2004 at 03:00 a.m.
LOCATION: 3708 N. 27th St.
TYPE: Auto/Auto
DRIVER: Unit #1: **Tiaris R. BONNER** of 1936 N. 27th St.
Milwaukee, WI 53208
DOB: 12-02-81
Safety Equipment: None
BALC: .18
Expired: 12-25-04 at 04:12 a.m. by Dr. DeBehnke of
Froedtert Hosp.
PASSENGER: Unit #1: **Voneric NMN THOMAS** of 2771 N. 28th St.
Milwaukee, WI 53210
DOB: 12-13-84
Safety Equipment: None
BALC: .30
Expired: 12-25-04 at 04:49 a.m. by M.E. Invest.
Genevieve PENN
CIRCUMSTANCES: Unit #1 was traveling S/B in the 3700 block of N. 27th St., when Unit
#1 lost control and struck Unit #2 who was legally parked facing N/B
in front of 3708 N. 27th St.
ASSIGNED: P.O. Scott BEAVER
CHARGES: **NO PROCESS.**

FATAL #51 and 52

DATE: Wednesday, December 22, 2004 at 22:25
LOCATION: 5610 W. Capitol Dr.
TYPE: Auto/Fixed Object
DRIVER: Unit #1: **Michael R. PEGUES** of 1200 E. Singer Cir. #68
Milwaukee, WI 53212
DOB: 11-08-82
Safety Equipment: None
BALC: .16
Expired: 12-23-04 at 00:04 a.m. by ME. Invest.
Genevieve PENN
PASSENGER: Unit #1: **Nakela C. CROOMS** of 2779 N. 40th St.
Milwaukee, WI 53209
DOB: 11-26-81
Safety Equipment: None
BALC: Negative
Expired: 12-23-04 at 00:02 a.m. by M.E. Invest.
Genevieve PENN
CIRCUMSTANCES: Unit #1 traveling W/B at a high rate of speed, lost control and
collided into a decorative pillar and iron fencing.
ASSIGNED: P.O. Laura KRAEMER
CHARGES: **NO PROCESS.**

Attachment 5-C

2005 Traffic Report
presented in
2006



Police Department

Nannette H. Hegerty
Chief of Police

October 23, 2006

To The Honorable Common Council
Committee on Public Safety
200 East Wells Street
Milwaukee, Wisconsin 53202

Dear Honorable Aldermen:

Please introduce, at the scheduled October 24, 2006 Common Council Meeting, a file in title only for purposes of the submittal and review of 2005 Traffic Crashes occurring at Intersections and the 2005 Crashes and Injury Severity Statistics. In anticipation of the statistics being received from DPW-Infrastructure Services Division, the Safety Division will present the 2005 Traffic Statistics Report at the November 22, 2006 Public Safety Committee Meeting.

If there are inquiries regarding this request, you may contact Safety Director, Florence Dukes at 935-7991.

Sincerely,

NANNETTE H. HEGERTY
CHIEF OF POLICE


FLORENCE H. DUKES
SAFETY DIRECTOR

Cc: Correspondence: DPW-Infrastructure Services Division



Police Department
October 23, 2006

Nannette H. Hegerty
Chief of Police

Common Council City Clerk
Ronald Leonhardt
200 East Wells Street, Room 205
Milwaukee, WI 53202


Dear Mr. Leonhardt,

As you know, the Safety Division of the Milwaukee Police Department, with the assistance of the Department of Public Works, is required to submit three reports to the Common Council in compliance with ordinance 320-27-3(d). These reports concern traffic accident data. These reports have been presented in October or November for the previous year.

The submission of these reports has been delayed primarily due to the Wisconsin Department of Transportation's installation of a new Accident Retrieval System. The implementation of this new system delayed them in providing the necessary traffic data to the Department of Public Works, Infrastructure Services Division - Traffic Engineering Section for compilation and reporting to the Safety Division. The Wisconsin Department of Transportation is the only entity that tracks and provides these comprehensive traffic statistics for the entire State of Wisconsin.

Jeffrey Polenske, City Engineer, DPW-Infrastructure Services Division-Traffic Engineering Section, has indicated that the Wisconsin Department of Transportation was eight months behind in providing the traffic statistics to them. His staff has indicated that it is their hope that the report can be completed and forwarded to the Safety Division by October 30, 2006.

If the report is provided to the Safety Division by October 30, 2006 as projected, I anticipate that we will present the required reports to the Public Safety Committee on November 23, 2006.

Sincerely,

Nannette Hegerty
Chief of Police

Cc: Alderman Robert Donovan, Chair
Public Safety Committee



Department of Public Works
Infrastructure Services Division

Jeffrey J. Mantes
Commissioner of Public Works

James P. Purko
Director of Operations

Jeffrey S. Polenske
City Engineer

October 19, 2006

Ms. Florence Dukes, Safety Director
Milwaukee Police Department
Safety Division
6680 North Teutonia Avenue
Milwaukee, WI 53209

Subject: City Year End Accident Summary


Dear Ms. Dukes:

Per our prior discussion, we are providing the following information to you concerning the status of the compilation of year-end accident statistics for the City of Milwaukee.

As you are aware, we receive electronic data files from the Wisconsin Department of Transportation (WISDOT) to process and compile the statistics on accidents in the City of Milwaukee. The data files necessary to compile the statistics are typically transmitted to the City in April or May following editing and finalizing the Statewide accident database. Earlier this year, WISDOT made a conscientious decision to dedicate available staff time and resources to completion of the statewide GPS based accident location reporting system, which delayed finalization of the statewide accident database until this project was substantially completed. As a result, the accident data needed to compile the Citywide year-end accident statistics did not become available until late this past summer. We now have been able to incorporate all 2005 data accident data into our database and are currently in the process of doing the data analysis necessary to complete the accident summary. We anticipate this work to be completed by the end of October.

We hope this information will be of assistance to you. If you should have any questions, please do not hesitate to contact Mr. Bob Bryson, of our staff, at 286-3244.

Very truly yours,



Jeffrey S. Polenske, P.E.
City Engineer

RWB:lja

c: Honorable Robert Donovan, 8th Aldermanic District
Honorable Terry Witkowski, 13th Aldermanic District

TRAFFIC/BRYSON/CITY YEAR END ACCIDENT SUMMARY (10-19-06)

TRAFFIC DIVISION
SAFETY DIVISION
10/23/06
Florence Dukes
Safety Director

file
cc: D/C Monica Ray
D/C Ramon Barrios
D/C Anna Ruzowski
Public Safety Committee

ENDORSEMENT SHEET

DOCUMENT NO. de-de27 A06-0150 RE: Common Council Annual Report

DATE RECEIVED: 11/8/06 BY: Deputy Chief Monica E. RAY

REFERRED TO: Chief Nannette Hegerty

REQUIRED ACTION: _____

I RECOMMEND THIS MATTER BE: APPROVED _____ DENIED _____

DATE RECEIVED: NOV 9 2006 BY: N. Hegerty

REFERRED TO: Safety Director Dukes

REQUIRED ACTION: for paper action

I RECOMMEND THIS MATTER BE: APPROVED / DENIED _____

DATE RECEIVED _____ BY: _____

REFERRED TO: _____

REQUIRED ACTION: _____

I RECOMMEND THIS MATTER BE: APPROVED _____ DENIED _____

DATE RECEIVED: _____ BY: _____

REFERRED TO: _____

REQUIRED ACTION: _____

I RECOMMEND THIS MATTER BE: APPROVED _____ DENIED _____

DATE RECEIVED: _____ BY: _____

REFERRED TO: _____

REQUIRED ACTION: _____

I RECOMMEND THIS MATTER BE: APPROVED _____ DENIED _____

MILWAUKEE POLICE DEPARTMENT

SAFETY DIVISION

REPORT

NOVEMBER 8, 2006

IN THE MATTER OF: COMMON COUNCIL ANNUAL REPORT

TO: RAMON GALAVIZ
DEPUTY INSPECTOR OF POLICE

SIR:

This report is being submitted by Florence DUKES, Safety Director of the Safety Division.

RECEIVED

-8 NOV 2005 09 54

MILWAUKEE POLICE DEPARTMENT
ADMINISTRATIVE SERVICES
RECEIVED

In accordance with the new responsibilities of the Safety Commission, each year with the assistance of the Police Department and Department of Public Works, the Commission shall prepare and submit (3) reports to the Common Council;

1. A report on motor vehicle traffic accident trends. This report shall include, but not be limited to, comprehensive accident data, a narrative interpreting the data and a listing of the locations of all traffic fatalities. (Attachment #1-A, #1-B and #1-C)
2. A report containing data, including tables, charts or maps, highlighting locations with high accident frequencies in the previous calendar year. *(The Milwaukee Police Department had not received the 2005 Traffic Statistics for this category at the time this report was prepared and submitted to the Common Council.) (Information will be forwarded by the Milwaukee Police Department upon receipt of the 2005 Traffic Statistics from DPW-Infrastructure Services.)*
3. A report summarizing the status of the matters the safety commission has the responsibility to review. The reports shall include, but not be limited to, recommendations on appropriate actions necessary or advisable to be taken by the various departments, boards, commissions or agencies or by the mayor and common council to reduce the rates of accident occurrences, and comparisons and analysis of citywide public safety actions over time to determine the extent of progress being made to reduce and eliminate the public safety matters. (Included in report narrative.)

The Milwaukee Safety Commission has reviewed the enclosed reports. I am requesting that these reports be forwarded to Chief of Police, Nannette Hegerty for her perusal, comments and final approval. The enclosed information should be received at the City Clerk's Office by November 17, 2006. This report is scheduled for presentation at the November 22, 2007 Public Safety Committee Meeting..

If there are inquiries regarding these reports, I may be contacted at x7991. Thank you for your cooperation.

MILWAUKEE POLICE ACADEMY
Received 11-8-06
By DI Ramon Galaviz
Reviewed DIC. Marie Perry
Admin Bureau

RESPECTFULLY SUBMITTED,

Florence Dukes

FLORENCE DUKES
SAFETY DIRECTOR

A06-0150



Police Department

Nannette H. Hegerty
Chief of Police

November 8, 2006

The Honorable Common Council
City of Milwaukee
200 East Wells Street
Milwaukee, WI 53202

Dear Council Members:

In accordance with Common Council Ordinance 320-27.3(d), the Milwaukee Police Department Safety Division submits the following 2005 traffic reports.

1. A report on motor vehicle traffic accident trends. This report shall include, but not be limited to, comprehensive accident data, a narrative interpreting the data and a listing of the locations of all traffic fatalities. (Attachment #1-A, #1-B And #1-C)
2. A report containing data, including tables, charts or maps, highlighting locations with high accident frequencies in the previous calendar year. *(The Milwaukee Police Department had not received the 2005 Traffic Statistics for this category at the time this report was prepared and submitted to the Common Council.) (Information will be forwarded by the Milwaukee Police Department upon receipt of the 2005 Traffic Statistics from DPW-Infrastructure Services.)*
3. A report summarizing the status of the matters the safety commission has the responsibility to review. The reports shall include, but not be limited to, recommendations on appropriate actions necessary or advisable to be taken by the various departments, boards, commissions or agencies or by the mayor and common council to reduce the rates of accident occurrences, and comparisons and analysis of citywide public safety actions over time to determine the extent of progress being made to reduce and eliminate the public safety matters. (Included in report narrative.)

In 2005, the City of Milwaukee experienced a small decrease of 73 reportable crashes. Total reportable crashes for 2005 were 11,815, compared to 11,888 in 2004. As a result, the number of traffic injuries decreased in 2005 by 69 to 4,176 from 4,245 in 2004.

The number of traffic injuries in 2005 decreased by 18, for a total of 34, compared to 52 in 2004. Pedestrian fatalities decreased from 17 in 2004 to 11 in 2005, a reduction of 6.

The City of Milwaukee Crash Trends report shows that the various types of crashes remained relatively unchanged, with the exception of motorcycle crashes. Motorcycle crashes increased by 41 for a total of 194 in 2005, compared to 153 in 2004.

The Honorable Common Council
City of Milwaukee Traffic Reports
November 8, 2006
Page 2

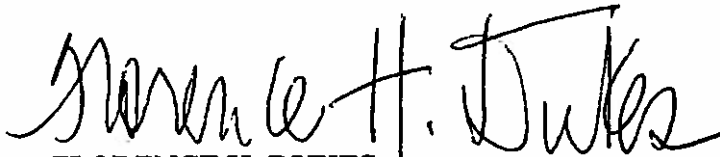
According to MSNBC, the City of Milwaukee was ranked as the eighth safest driving city in the United States. Drivers in Milwaukee ranked 22nd in population, and are likely to experience a crash once every 12.5 years. The best average for cities with between 500,00 and one million people.

The Milwaukee Police Department and DPW-Infrastructure Services Division-Traffic Engineering Section continues to partner on various initiatives in the City's efforts to address and improve traffic safety, particularly speeding in residential areas. **EDUCATION, ENFORCEMENT and ENGINEERING** Tools are factors in addressing efforts to improve traffic safety. The Department continues to employ relentless measures to eradicate traffic violators within our community.

The Department's success of enforcement has been enhanced through the receipt of various Wisconsin Department of Transportation (DOT) Grants. The implementation of these grant fund programs demonstrates the Department's efforts in the reduction of traffic violations. (Attachment #1-D).

Sincerely,

NANNETTE H. HEGERTY
CHIEF OF POLICE



FLORENCE H. DUKES
SAFETY DIRECTOR

NHH:FHD:rm

Attachments

1-A

CITY OF MILWAUKEE CRASH TRENDS

PREPARED WITH THE COOPERATION OF THE MILWAUKEE POLICE DEPARTMENT
AND THE DEPARTMENT OF PUBLIC WORKS INFRASTRUCTURE SERVICES

	ALL CRASHES	INJURY CRASHES	ALL FATALITIES	PEDESTRIAN FATALS	MOTOR VEHICLE REGISTRATION
1996	14,691	5,914	32	13	355,716
1997	13,735	5,660	35	14	357,284
1998	13,252	5,337	25	12	367,614
1999	13,127	5,074	30	5	366,697
2000	14,568	5,395	38	10	375,969
2001	13,640	5,039	34	9	375,248
2002	13,592	4,792	35	10	373,600
2003	12,755	4,354	28	7	379,430
2004	11,888	4,245	52	17	376,455
2005	11,815	4,176	34	11	

1996	1997	1998	1999	2000	2001	2002	2003	2004	2005
------	------	------	------	------	------	------	------	------	------

ALCOHOL RELATED CRASHES AND PERCENTAGE OF ALL CRASHES

759	675	614	484	636	608	581	578	638	544
5.20%	4.90%	4.60%	3.70%	4.40%	4.50%	4.30%	4.50%	5.30%	4.60%

SPEED RELATED CRASHES AND PERCENTAGE OF ALL CRASHES

1,765	1,474	1,190	1,228	1,583	1,296	1,319	1,158	1,311	1,319
12%	11%	9%	9%	11%	9%	10%	9%	11%	11%

FAILURE TO YIELD RELATED CRASHES AND PERCENTAGE OF ALL CRASHES

3,855	3,465	3,573	3,375	3,698	3,773	3,453	3,414	3,245	3,097
26%	25%	27%	26%	25%	28%	25%	27%	27%	26%

DRIVER INATTENTION AND PERCENTAGE OF ALL CRASHES

2,614	2,563	2,518	2,538	2,591	2,827	2,561	2,403	2,019	2,210
18%	19%	19%	19%	18%	21%	19%	19%	17%	19%

DISREGARD OF TRAFFIC SIGNAL AND PERCENTAGE OF ALL CRASHES

1,738	1,650	1,613	1,534	1,749	1,674	1,641	1,561	1,543	1,527
12%	12%	12%	11%	12%	12%	12%	12%	13%	13%

SCHOOL BUS CRASHES

340	350	281	296	324	353	214	227	195	189
-----	-----	-----	-----	-----	-----	-----	-----	-----	-----

MOTORCYCLE INVOLVED CRASHES

150	159	183	180	165	203	159	197	153	194
-----	-----	-----	-----	-----	-----	-----	-----	-----	-----

1996	1997	1998	1999	2000	2001	2002	2003	2004	2005
------	------	------	------	------	------	------	------	------	------

BICYCLISTS INJURED OR KILLED

264	257	251	232	203	192	199	112	115	111
-----	-----	-----	-----	-----	-----	-----	-----	-----	-----

PEDESTRIANS INJURED OR KILLED

720	743	673	589	630	629	571	523	468	469
-----	-----	-----	-----	-----	-----	-----	-----	-----	-----

SAFETY BELT USAGE

60%	56%	57%	56%	59%	58%	-	62%	61%	66%
-----	-----	-----	-----	-----	-----	---	-----	-----	-----

SEAT BELT CITATIONS

9,130	11,930	9,968	9,733	7,858	10,342	10,009	7,847	7,693	4,516
-------	--------	-------	-------	-------	--------	--------	-------	-------	-------

INCAPACITATING INJURIES

722	604	478	537	483	609	450	298	270	219
-----	-----	-----	-----	-----	-----	-----	-----	-----	-----

NON-INCAPACITATING INJURIES

2,147	2,113	1,952	1,854	1,949	1,847	1,482	1,434	1,446	1,481
-------	-------	-------	-------	-------	-------	-------	-------	-------	-------

ECONOMIC LOSS IN MILLIONS

455	432	380	452	276	268	262	234	292	263
-----	-----	-----	-----	-----	-----	-----	-----	-----	-----

HIT & RUN AND PERCENTAGE OF ALL CRASHES

5,055	4,800	4,478	4,319	4,993	4,456	4,235	3,952	3,599	3,218
43%	35%	34%	33%	34%	33%	31%	31%	30%	27%

TRAFFIC CITATIONS-Total Moving Violations

117,433	148,867	130,799	123,900	91,352	116,033	121,799	133,750	134,021	98,030
---------	---------	---------	---------	--------	---------	---------	---------	---------	--------

AUTO LICENSE CITATIONS AND PERCENTAGE OF ALL CITATIONS

29,180	31,895	27,201	26,829	18,712	22,988	23,996	34,261	29,564	19,401
25%	21%	21%	26%	20%	20%	20%	26%	28%	20%

DRIVER LICENSE CITATIONS AND PERCENT OF ALL CITATIONS

37,902	41,874	39,830	34,408	27,268	30,839	21,112	38,873	36,008	24,959
32%	28%	30%	28%	30%	27%	26%	29%	27%	25%

INTERSECTIONS ON HIGH FREQUENCY LIST/# OF CRASHES (15 or more crashes)

55	48	48	49	50	44	57	45	50	
1,050	906	929	940	1,011	876	1,179	966	1001	

FATAL #1

Ald. District #8

DATE: Saturday, January 1, 2005 at 03:30 a.m.
LOCATION: 3210 W. Greenfield Ave.
TYPE: Auto/Pedestrian
DRIVER: Unit #1: **Jaime NMN SANCHEZ-MARTINEZ** of 2157 S. 5th
Milwaukee, WI 53204
DOB: 04-30-83
Safety Equipment: None
BALC: N/A
DL Status: None
PEDESTRIAN: Unit #2: **William A. SILVA** of 3204 W. Greenfield Ave.
Milwaukee, WI 53204
DOB: 08-25-1984
DL Status: N/A
Safety Equipment: N/A
BALC: Negative
Expired: 01-01-05 at 04:15 a.m. by M.E. Invest.
Genevieve PENN
CIRCUMSTANCES: Unknown auto traveling W/B on W. Greenfield Ave. struck unit #2
(pedestrian) at 3210 W. Greenfield Ave. and then fled the scene W/B.
OTHER FACTORS: H & R, Speed, Inattentive Driving, Failure to Have Control
ASSIGNED: P.O. Scott BEAVER
CHARGES: DUTY UPON STRIKING CAUSING DEATH.

FATAL #2

Ald. District #8

DATE: Saturday, January 1, 2005 at 05:06 a.m.
LOCATION: 1542 S. Layton Blvd.
TYPE: Auto/Auto
DRIVER: Unit #1: **Morningstar J. SKENANDORE** of 642 S. 9th St.
Milwaukee, WI 53204
DOB: 01-06-82
Safety Equipment: None
BALC: Unknown
DRIVER: Unit #2: **Keith L. JONES** of 3050 N. 57th St.
Milwaukee, WI 53210
DOB: 09-17-77
DL Status: Valid
Safety Equipment: Shoulder belt used
BALC: Unknown
DRIVER: Unit #3: **Tilford LEE** of 3117 W. Clybourn Ave.
Milwaukee, WI 53209
DOB: 05-23-77
DL Status: Valid
Safety Equipment: None
BALC: Unknown

FATAL #2 CONTINUED

PASSENGER: Unit #3: **Brandon D. ROBBINS** of 3117 W. Clybourn Ave.
Milwaukee, WI 53209
DOB: 10-27-82
DL Status: N/A
Safety Equipment: None
BALC: .07
Expired: 01-01-05 at 06:35 a.m. by M.E. Invest.
Genevieve PENN

CIRCUMSTANCES: Unit #1 traveling N/B on S. Layton Blvd. collided with Unit #2, stopped in the roadway facing N/B on S. Layton Blvd. Unit #1 then collided with Unit #3, traveling N/B on S. Layton Blvd. This collision caused Unit #3 to travel onto a traffic median and collide with a tree. After impact the occupants of Unit #1 abandoned the vehicle and fled on foot.

OTHER FACTORS: H & R, Alcohol, Speed, Inattentive Driving and Failure to Have Control

ASSIGNED: P.O. Scott BEAVER

CHARGES: NO PROCESS PER ADA MARK WILLIAMS.

FATAL #3 & 4 Ald. District #9

DATE: Sunday, January 16, 2005 at 14:34

LOCATION: 9031 N. Swan Rd.

TYPE: Auto/Fixed Object

DRIVER: Unit #1: **Chauncy B. BURNS** of 3405 W. State St.
Milwaukee, WI 53208
DOB: 04-21-83
Safety Equipment: None
BALC: Unknown
DL Status: Revoked

PASSENGER: Unit #1: **Jerome TINES** of 9050 N. 85th St. #5
Milwaukee, WI 53224
DOB: 06-20-89
Safety Equipment: None
BALC: Negative
Expired: 01-16-05 at 16:45 by M.E. Invest. Jeanne WIEDMEYER
DL Status: N/A

PASSENGER: Unit #1: **Dustin TINES** of 9050 N. 85th St. #5
Milwaukee, WI 53224
DOB: 10-05-02
Safety Equipment: None
BALC: N/A
Expired: 01-16-05 at 21:44 by Dr. Matt SCANLON of Children's Hospital
DL Status: N/A

CIRCUMSTANCES: Unit #1 N/B on N. Swan Rd. leaves roadway and collides with tree.

OTHER FACTORS: Speed

ASSIGNED: P.O. Scott BEAVER

CHARGES: NO PROCESS.

FATAL #5

Ald. District #15

DATE: Saturday, March 5, 2005 at 01:43 a.m.
LOCATION: W. Fond du Lac Ave. and W. North Ave.
TYPE: Auto/Auto
DRIVER: Unit #1: **Christine NMN LOVE** of 2231 N. 29th St.
Milwaukee, WI 53208
DOB: 06-06-60
Safety Equipment: None
BALC: Unknown
DL Status: Expired

DRIVER: Unit #2: **Tanesha K. ALLEN** of 8531 W. Hampton Ave.
Milwaukee, WI 53225
DOB: 07-12-84
Safety Equipment: Shoulder/Lap belt used
BALC: .08
DL Status: Suspended
Expired: 03-06-05 at 6:03 p.m. by Dr. Katherine
HEINZEN-JIM of Froedtert Hosp.

DRIVER: Unit #3: **Andel R. GILLISPIE** of 4723 W. Eggert
Milwaukee, WI 53210
DOB: 06-16-82
Safety Equipment: None
BALC: Unknown
DL Status: Suspended

CIRCUMSTANCES: Unit #1 was W/B on W. North Ave. and made contact with Unit #2
which was E/B on W. Fond du Lac Ave. Unit #2 then made contact
with Unit #3 also E/B on W. Fond du Lac Ave. Witnesses reported
that Unit #1 ran the red light.

OTHER FACTORS: Speed, Inattentive driving, disregarded traffic control, alcohol, wet
ASSIGNED: P.O. Chris BRUNS
CHARGES: **HOMICIDE BY INTOXICATED USE OF A MOTOR
VEHICLE.**

FATAL #6 Ald. District #12

DATE: Saturday, March 12, 2005 at 6:50 p.m.
LOCATION: S. 11 and W. Washington
TYPE: Auto/Auto
DRIVER: Unit #1: **Carlos FLORES-JUARES** of 1620 W. National Ave.
Milwaukee, WI 53204
DOB: 09-14-81
Safety Equipment: None
BALC: Unknown
DL Status: ID card only
DRIVER: Unit #2: **Sarah L. STOLPA** of 1224 S. 20th St.
Milwaukee, WI 53204
DOB: 07-13-77
Safety Equipment: None
BALC: Negative
Expired: 03-12-05 at 8:00 p.m. by ME Anne-Marie
ESCHLE
DL Status: ID card only
CIRCUMSTANCES: Unit #1 E/B on W. Washington disregarded stop sign at S. 13th St.,
collided with Unit #2 which was N/B on S. 11th St. After initial
collision Unit #1 collided with Unit #3, a legally parked auto facing
W/B on W. Washington.
OTHER FACTORS: Speed, Disregarded traffic control, alcohol
ASSIGNED: P.O. Chris BRUNS
CHARGES: **HOMICIDE BY INTOXICATED USE OF A MOTOR
VEHICLE.**

FATAL #7 Ald. District #9

DATE: Friday, April 1, 2005 at 6:46 p.m.
LOCATION: N. 76th St. and W. Mill Rd.
TYPE: Auto/Pedestrian
DRIVER: Unit #1: **Robert P. SCHEER** of 3909 N. 67th St.
Milwaukee, WI 53225
DOB: 03-27-75
Safety Equipment: Shoulder/Lap belt used
BALC: Unknown
DL Status: Valid
PEDESTRIAN: Unit #2: **Walter A. TAMBLIN** of 6550 N. 80th St. #315
Milwaukee, WI 53223
DOB: 07-01-22
Safety Equipment: N/A
BALC: Negative
Expired: 04-01-05 at 7:50 p.m. by ME Invest.
DL Status: N/A
CIRCUMSTANCES: Unit #1 was S/B on N. 76th St. passing through a green light at
W. Acacia Ave. in the center lane. Unit #2 was W/B in crosswalk on
the south side of W. Acacia Ave., crossing N. 76th St. against Do Not
Walk signal. Unit #1 struck Unit #2.

FATAL #7 CONTINUED

OTHER FACTORS: Disregarded traffic control, rain
ASSIGNED: P.O. Scott BEAVER
CHARGES: NO PROSECUTION.

FATAL #8 Ald. District #15

DATE: Wednesday, April 6, 2005 at 11:10 p.m.
LOCATION: 1027 W. North Ave.
TYPE: Auto/Fixed object
DRIVER: Unit #1: Joy A. NELLUM of 2822 N. 34th St.
Milwaukee, WI 53210
DOB: 04/08/66
Safety Equipment: None
BALC: .21
DL Status: Suspended
Expired: 4/7/05 at 12:01 a.m. by ME Invest. Shirley
TAYLOR
CIRCUMSTANCES: Unit #1, W/B on W. North Ave., went up the curb onto the sidewalk
and collided with the aluminum light support and a fence at
1017 W. North Ave.
OTHER FACTORS: Speed and rain
ASSIGNED: P.O. Scott BEAVER
CHARGES: NO PROCESS.

FATAL #9 Ald. District #10

DATE: Wednesday, April 13, 2005 at 12:05 p.m.
LOCATION: 6407 W. Lisbon Ave.
TYPE: Auto/Fixed Object
DRIVER: Unit #1: Gerald A. SCHMIT of 3064 N. 73rd St.
Milwaukee, WI 53210
DOB: 06/19/32
Safety Equipment: None
BALC: N/A
DL Status: Valid
Expired: 04/21/05 at 16:45 by Dr. Craig WEINSTEIN
of Froedtert Hospital
CIRCUMSTANCES: Unit #1 travelling E/B on W. Lisbon, lost control of the auto due to a
medical condition striking a street sign pole and then a tree.
OTHER FACTORS: N/A
ASSIGNED: P.O. Chris BRUNS
CHARGES: NO PROCESS.

FATAL #10 Ald. District #2

DATE: Friday, May 13, 2005 at 7:24 p.m.
LOCATION: 5251 N. 64th St.
TYPE: Auto/Ped
DRIVER: Unit #1: **Nina L. HALTON** of 6118 W. Medford Ave.
Milwaukee, WI 53218
DOB: 08/10/63
Safety Equipment: Shoulder/Lap belt used
BALC: Unknown
DL Status: Valid
DRIVER: Unit #2: **Tianna L. TAYLOR** of 4720 W. Eggert Pl. #3
Milwaukee, WI 53218
DOB: 12/18/95
Safety Equipment: N/A
BALC: Negative
DL Status: N/A
Expired: 5/14/05 at 10:15 p.m. by Dr. Matthew
SCANLON of Children's Hospital
CIRCUMSTANCES: Unit #1, S/B on N. 64th St., collided with Unit #2, a pedestrian,
crossing from East to West at 5251 N. 64th St.
OTHER FACTORS: Ped. failed to yield right of way, Inattentive driving, wet
ASSIGNED: P.O. Chris BRUNS
CHARGES: NO PROSECUTION.

FATAL #11 Ald. District #6

DATE: Saturday, May 14, 2005 at 7:48 a.m.
LOCATION: N. 6th and W. McKinley
TYPE: Bus/Auto
DRIVER: Unit #1: **Laurin G. JOHNSON** of 10023 W. Appleton Ave. #3
Milwaukee, WI 53225
DOB: 02/26/58
Safety Equipment: Shoulder/Lap belt used
BALC: Unknown
DL Status: Valid
DRIVER: Unit #2: **Brandy M. AGEE** of 4151 N. 20th St.
Milwaukee, WI 53209
DOB: 12/28/78
Safety Equipment: None
BALC: Negative
DL Status: Suspended
Expired: 5/15/05 at 8:00 a.m. by Dr. Andrew
MAKOWSKI of Froedtert Hospital
CIRCUMSTANCES: Unit #1, travelling S/B on N. 6th St. enters intersection with green
traffic signal. Unit #2 travelling E/B, enters intersection after
disregarding solid red traffic signal on W. McKinley Ave. Unit #1
collides with Unit #2 and then Unit #1 damages inground watering
system control box while traveling across median.
OTHER FACTORS: Disregarded traffic control
ASSIGNED: P.O. Chris BRUNS
CHARGES: NO PROSECUTION.

FATAL #12 Ald. District #15

DATE: Sunday, May 29, 2005 at 4:05 p.m.
LOCATION: 4103 W. North Ave.
TYPE: Auto/Ped
DRIVER: Unit #1: **Jacqueline L. HOLMES** of 2424A N. 25th St.
Milwaukee, WI 53206
DOB: 06/30/66
Safety Equipment: None
BALC: Unknown
DL Status: Suspended – No License
PEDESTRIAN: Unit #2: **America Z. SANDIDGE** of 2407 N. 41st St.
Milwaukee, WI 53210
DOB: 07/21/99
Safety Equipment: N/A
BALC: N/A
DL Status: N/A
Expired: 5/29/05 at 4:53 p.m. by ME Invest. Jeanne WIEDMEYER
CIRCUMSTANCES: Unit #1 while W/B on W. North Ave. left the roadway, went up the curb on the southwest corner on N. 41st St. and collided with a traffic sign post and a pedestrian.
OTHER FACTORS: Driver condition
ASSIGNED: P.O. Scott BEAVER
CHARGES: **HOMICIDE BY NEGLIGANT USE OF MOTOR VEHICLE.**

FATAL #13 Ald. District #12

DATE: Saturday, June 25, 2005 at 4:30 a.m.
LOCATION: 1401 W. Greenfield Ave.
TYPE: Auto/Pedestrian
DRIVER: Unit #1: **Hugo NMN FLORES-BARRERA** of 2052 S. 14th St.
Milwaukee, WI 53204
DOB: 05-06-86
Safety Equipment: None
BALC: Unknown
DL Status: None
PEDESTRIAN: Unit #2: **Guillermo CALIXTO** of 1316 W. Madison St.
Milwaukee, WI 53204
DOB: 01-23-64
Safety Equipment: N/A
BALC: .22
DL Status: N/A
Expired: 06-25-05 at 5:30 a.m. by ME Invest. Daphne MOUTRY-ALLEN
CIRCUMSTANCES: According to witness statements, Unit #1 was traveling E/B on W. Greenfield Ave., when it struck a pedestrian who was crossing the street near the crosswalk. Unit #1 fled the scene without leaving information or rendering aid.
OTHER FACTORS: Exceeding speed, inattentive driving, and failure to have control.
ASSIGNED: P.O. Chris BRUNS
CHARGES: **DUTY UPON STRIKING PERSON CAUSING DEATH.**

FATAL #14 & 15

Ald. District #9

DATE: Sunday, July 31, 2005 at 02:50 a.m.
LOCATION: 7952 N. 91st St.
TYPE: Auto/Fixed Object
DRIVER: Unit #1: **Randal C. EDWARDS** of 6077 N. 37th St.
Milwaukee, WI 53209
DOB: 10/26/79
Safety Equipment: None
BALC: .07
DL Status: Revoked – ID car only
Expired: 7/31/05 at 6:44 a.m. by Dr. Ksenija
MODRIC-JEDNACAK of Froedtert Hosp.
PASSENGER: Unit #1: **Yolanda B. BRACY** of 8282 N. 93rd St.
Milwaukee, WI 53233
DOB: 06/27/68
Safety Equipment: None
BALC: .25
DL Status: Valid
Expired: 7/31/05 at 3:57 a.m. by Dr. LUTES of
Froedtert Hosp.
CIRCUMSTANCES: Unit #1 was traveling N/B on N. 91st St., just south of W. Bradley
Rd., when the driver lost control and struck a tree at 7952 N. 91st St.
Both driver and passenger were killed on impact.
OTHER FACTORS: Speeding
ASSIGNED: P.O. Scott BEAVER.
CHARGES: NO PROCESS.

FATAL #16, 17, 18 Ald. District #6

DATE: Thursday, August 18, 2005 at 02:54 a.m.
LOCATION: 2700 N. Martin Luther King Dr.
TYPE: Auto/Auto
DRIVER: Unit #1: **Daniel D. SYKES** of 5326 N. 47th St.
Milwaukee, WI 53218
DOB: 12/15/1978
Safety Equipment: Shoulder/Lap belt used
BALC: Negative
DL Status: Revoked
Expired: 8/29/05 at 11:00 a.m. by Dr. Anthony LINN
of St. Mary's Burn Unit

PASSENGER: Unit #1: **Dtaune Q. SMITH** of 1358 W. Hopkins
Milwaukee, WI 53206
DOB: 12/16/85
Safety Equipment: Shoulder/Lap belt used
BALC: N/A
DL Status: N/A
Expired: 8/30/05 at 8:50 a.m. by Dr. Ciaran
BRADLEY of Froedtert Hosp.

DRIVER: Unit #2: **Corey A. BOVIA** of 3648 N. 19th St.
Milwaukee, WI 53209
DOB: 11/15/84
Safety Equipment: Lap belt used
BALC: Unknown
DL Status: Valid

PASSENGER: Unit #2: **Delerick D. ALLEN** of 3648 N. 19th St.
Milwaukee, WI 53209
DOB: 08/08/89
Safety Equipment: Lap belt used
BALC: Negative
DL Status: NOT ON FILE
Expired: 8/18/05 at 4:22 a.m. by ME Invest. Daphne
MOUTRY-ALLEN

CIRCUMSTANCES: Unit #1 was traveling E/B on W. Center in the 300 block at a very
high rate of speed. Unit #2 was traveling S/B on N. King Dr. in the
2700 block in the left lane. Unit #1 disregarded the red stop light and
collided with Unit #2 in the intersection of W. Center and N. King
Dr. causing major injuries and three deaths.

OTHER FACTORS: Speed, Failure to have control, Disregarding traffic control
ASSIGNED: P.O. Chris BRUNS
CHARGES: **HOMICIDE BY NEGLIGENT USE OF MOTOR VEHICLE.**

FATAL #19 Ald. District #3

DATE: Friday, August 19, 2005 at 11:23 p.m.
LOCATION: 1000 E. Land Pl.
TYPE: Truck/Motorcycle
DRIVER: Unit #1: **Doreen J. SCHWULST-JAMALUDIN** of
2472 S. 8th St., Milwaukee, WI 53215
DOB: 08/28/60
Safety Equipment: None
BALC: Unknown
DL Status: Valid
DRIVER: Unit #2: **Michael J. QUARTANA** of 6601 N. Crestwood Dr.
Glendale, WI 53209
DOB: 06/12/85
Safety Equipment: None
BALC: .06
DL Status: Suspended
Expired: 8/19/05 at 00:23 a.m. by ME Invest. Crystal
WILLIAMS
CIRCUMSTANCES: Unit #2, traveling W/B on E. Land St., struck Unit #1, when Unit #1,
who was traveling N/B on N. Astor St., entered the intersection.
OTHER FACTORS: Speed, Inattentive driving, Alcohol
ASSIGNED: P.O. Chris BRUNS
CHARGES: NO CRIMINAL PROSECUTION. CITY CITATION FOR OAI
ISSUED.

FATAL #20 Ald. District #9

DATE: Saturday, August 27, 2005 at 2:20 p.m.
LOCATION: N. 107 and W. Brown Deer Rd.
TYPE: Auto/Motorcycle
DRIVER: Unit #1: **Traci L. HALBUR** of N92 W17729 Whiteoak Ct. #5
Menomonee Falls, WI 53051
DOB: 09/26/77
Safety Equipment: Shoulder/Lap belt used
BALC: Unknown
DL Status: Valid
DRIVER: Unit #2: **Dean C. BARKER** of 1975 S. 70th St.
Milwaukee, WI 53219
DOB: 02/26/62
Safety Equipment: None
BALC: Negative
DL Status: Valid
Expired: 8/27/05 at 4:00 p.m. by ME Invest. Rebecca
MILLER
CIRCUMSTANCES: Unit #1 traveling E/B on W. Brown Deer Rd. collided into Unit #2
which attempted to make a left turn onto N. 107th St. from W. Brown
Deer Rd.
OTHER FACTORS: Failure to Yield Right of Way
ASSIGNED: P.O. Chris BRUNS
CHARGES: NO PROSECUTION.

FATAL #21

Ald. District #15

DATE: Sunday, September 18, 2005 at 00:00
LOCATION: 827 W. Clarke St.
TYPE: Auto/Pedestrian
DRIVER: Unit #1: Unknown H & R
PEDESTRIAN: Unit #2: Irv T. OSBORNE of 2532A N. 11th St.
Milwaukee, WI 53206
DOB: 04/11/49
Safety Equipment: N/A
BALC: Negative
DL Status: N/A
Expired: 9/18/05 at 6:15 a.m. by ME Invest. Gene WILLIAMS

CIRCUMSTANCES: Unit 1, an unknown vehicle, traveling in an unknown direction struck Unit 2, a pedestrian, while walking in an unknown direction.

OTHER FACTORS: Unknown
ASSIGNED: P.O. Chris BRUNS
CHARGES: Pending. H & R

FATAL #22

Ald. District #10

DATE: Sunday, September 18, 2005 at 00:00
LOCATION: W. Burleigh Ave. and W. Lisbon Ave.
TYPE: Auto/Pedestrian
DRIVER: Unit #1: Unknown H & R
PEDESTRIAN: Unit #2: Ivan ANDREWS of 2743 W. Highland Blvd. #109
Milwaukee, WI 53218
DOB: 09/27/65
Safety Equipment: N/A
BALC: Negative
DL Status: N/A
Expired: 9/18/05 at 4:16 p.m. by Dr. Lewis SOMBERG of Froedtert Hosp.

CIRCUMSTANCES: Unit #1, traveling in an unknown direction, struck Unit #2, a pedestrian, who walking in the intersection in an unknown direction.

OTHER FACTORS: Inattentive driving
ASSIGNED: P.O. Chris BRUNS
CHARGES: Pending. H & R

FATAL #23 Ald. District #4

DATE: Tuesday, September 20, 2005 at 14:59
LOCATION: N. 13 and W. Highland
TYPE: Motorcycle/Auto
DRIVER: Unit #1: **Nicholas R. DAMS** of 4211 S. 66th St.
Greenfield, WI 53220
DOB: 06/08/85
Safety Equipment: None
BALC: Negative
DL Status: Valid
Expired: Unknown
DRIVER: Unit #2: **Marvell THOMAS** of 1325 W. Greenfield Ave.
Milwaukee, WI 53204
DOB: 07/18/87
Safety Equipment: Shoulder/Lap belt used
BALC: Unknown
DL Status: Suspended – No License
CIRCUMSTANCES: Unit #1 was W/B on W. Highland in the right traffic lane
approaching N. 13th St. Unit #2 was S/B on N. 13th St. stopped at the
stop sign, waiting to turn left (east) on W. Highland. Unit #2 pulled
into the intersection. Unit #1 applied his brakes, lost control, skidded
on the left side and collided with the driver's side of unit #2.
OTHER FACTORS: Failure to Yield Right of Way
ASSIGNED: P.O. Scott BEAVER
CHARGES: NO CRIMINAL PROSECUTION. CITY CITATIONS ISSUED
FOR OAS & FYR

FATAL #24 Ald. District #11

DATE: Monday, September 26, 2005 at 8:20 a.m.
LOCATION: 3315 W. Lincoln Ave.
TYPE: Auto/Bus
DRIVER: Unit #1: **James L. JOHNSON** of 4036 S. 77th St. #6
Milwaukee, WI 53220
DOB: 10-31-66
Safety Equipment: Shoulder/Lap belt used
BALC: Negative (prescription drugs only)
DL Status: Suspended
PASSENGER: Unit #1: **Kendra A. JOHNSON** of 1710 S. 59th St.
West Allis, WI 53214
DOB: 07/31/01
Safety Equipment: Shoulder/Lap belt used
BALC: Negative
DL Status: N/A
Expired: Unknown
DRIVER: Unit #2: **Ronald G. WASION** of 5915 67th St.
Kenosha, WI 53143
DOB: 02/05/50
Safety Equipment: Shoulder/Lap belt used
BALC: Unknown
DL Status: Moved out of state – no status

FATAL #24 continued

CIRCUMSTANCES: Unit #1 E/B on W. Lincoln Ave. collided with illegally parked unit #2 and came to rest next to curb east of S. 33rd St. Passenger of unit #1 died as a result of her injuries.

OTHER FACTORS: Driver condition, Wet

ASSIGNED: P.O. Scott BEAVER

CHARGES: HOMICIDE BY NEGLIGENT OPERATION OF A VEHICLE.

FATAL #25 Ald. District #9

DATE: Thursday, September 29, 2005 at 18:52

LOCATION: 9216 W. Brown Deer Rd.

TYPE: Auto/Ped

DRIVER: Unit #1: **James H. ABRAMS Jr.** of W159N8368 Apple Valley
Menomonee Falls, WI 53051
DOB: 11/06/68
Safety Equipment: Shoulder/Lap belt used
BALC: Unknown
DL Status: Valid

PEDESTRIAN: Unit #2: **Jason H. MISURACO** of 5222 W. Hemlock Rd.
Milwaukee, WI 53223
DOB: 01/12/78
Safety Equipment: N/A
BALC: Negative
DL Status: N/A
Expired: 10/07/05 at 13:58 by Dr. Michelle TORBEY
of Froedtert Hosp.

CIRCUMSTANCES: Unit #1, traveling W/B in the 9200 block of W. Brown Deer Rd., collided with Unit #2, who darted into the roadway.

OTHER FACTORS: Fail to Yield Right of Way

ASSIGNED: P.O. Scott BEAVER

CHARGES: NO PROCESS.

FATAL #26 Ald. District #15

DATE: Friday, November 18, 2005 at 14:55
LOCATION: N. 51st St. and W. North Ave.
TYPE: Auto/Auto
DRIVER: Unit #1: **Venise L. WILLIAMS** of 3907 N. 20th St.
Milwaukee, WI 53209
DOB: 10/30/87
Safety Equipment: Shoulder/Lap belt used
BALC: Unknown
DL Status: Valid
DRIVER: Unit #2: **Tanya M. WILSON** of 7514 W. Center St.
Milwaukee, WI 53210
DOB: 10/16/75
Safety Equipment: Shoulder/Lap belt used
BALC: Unknown
DL Status: Valid
Expired: 11/30/05 at 08:00 a.m. by Dr. Osama
ZAIDAT of Froedtert Hosp.
CIRCUMSTANCES: Unit #1, traveling E/B on W. North Ave. attempted a u-turn, collided
into Unit #2 causing Unit #2 to lose control and collide into the light
post at 5033 W. North Ave. Unit #1 then fled the scene N/B on
N. 51st St. without exchanging information or rendering aid.
OTHER FACTORS: Failure to Yield Right of Way
ASSIGNED: P.O. Chris BRUNS
CHARGES: **DUTY UPON STRIKING CAUSING DEATH.**

FATAL #27 Ald. District #8

DATE: Thursday, December 1, 2005 at 02:15 a.m.
LOCATION: 1043 S. 24th St.
TYPE: Auto/Fixed object
DRIVER: Unit #1: **Brian T. CHAMPEAU** of 616 S. 69th St.
Milwaukee, WI 53214
DOB: 12-23-83
Safety Equipment: None
BALC: .17
DL Status: No basic WI license issued
Expired: 12-01-05 at 3:30 a.m. by M.E. Investigator
Gene WILLIAMS
CIRCUMSTANCES: Unit #1 was traveling N/B in the 1000 block of S. 24th St. when it
collided into a utility pole, knocking it completely down and then
continued traveling N/B on S. 24th St. colliding into a tree.
OTHER FACTORS: Speed, snow, and alcohol
ASSIGNED: P.O. Chris BRUNS
CHARGES: **NO PROCESS.**

FATAL #28

Ald. District #9

DATE: Saturday, December 3, 2005 at 1:05 p.m.
LOCATION: 10070 W. Brown Deer Rd.
TYPE: Auto/Auto
DRIVER: Unit #1: **Nathan A. CHARLES** of 9442 W. Goodrich Ave.
Milwaukee, WI 53224
DOB: 11-04-88
Safety Equipment: None
BALC: Negative
DL Status: Valid
Expired: 12-3-05 at 1:06 p.m. by ME Invest. Jeanne
WIEDMEYER
DRIVER: Unit #2: **Walter E. DUDZINSKE** of 2412 Van Buren
New Holstein, WI 53061
DOB: 07-03-43
Safety Equipment: Shoulder/Lap belt used
BALC: Unknown
DL Status: Valid
CIRCUMSTANCES: Unit #1, which was W/B on W. Brown Deer Rd., hit the median curb
at 10070 W. Brown Deer Rd., drove over the median and then
continued W/B in the E/B lanes where he collided with Unit #2
which was E/B on W. Brown Deer Rd. in the left lane.
OTHER FACTORS: Left of center, Failure to have control, wet
ASSIGNED: P.O. Chris BRUNS
CHARGES: NO PROCESS.

FATAL #29

Ald. District #10

DATE: Tuesday, December 6, 2005 at 9:23 p.m.
LOCATION: 5539 W. State St.
TYPE: Auto/Fixed Object
DRIVER: Unit #1: **Roger T. CHYBOWSKI** of 2510 N. 85th St.
Wauwatosa, WI 53226
DOB: 05-22-47
Safety Equipment: None
BALC: .22
DL Status: Valid
Expired: 12-06-05 at 9:23 p.m. by
CIRCUMSTANCES: Unit #1 was S/B on access road from N. Hawley Rd. to
W. State St. when Unit #1 collided with the bridge abutment.
OTHER FACTORS: Speed, Improper turn, Failure to have control
ASSIGNED: P.O. Scott BEAVER
CHARGES: NO PROCESS.

FATAL #30 Ald. District #7

DATE: Thursday, December 8, 2005 at 2:08 a.m.
LOCATION: 3360 N. Sherman Blvd.
TYPE: Auto/Fixed Object
DRIVER: Unit #1: **Patrina NMN ADAMS** of 20 Forest Ave.
Fond du Lac, WI 54935
DOB: 09-26-65
Safety Equipment: None
BALC: .24
DL Status: Revoked
Expired: 12-08-05 at 2:57 a.m. by Dr. Chad RADTKE,
Paramedic base doctor
CIRCUMSTANCES: Unit #1 traveling N/B on N. Sherman swerved into the snow covered
median, lost control and struck a tree at 3360 N. Sherman Blvd.
OTHER FACTORS: Speed
ASSIGNED: P.O. Chris BRUNS
CHARGES: NO PROCESS.

FATAL #31 Ald. District #12

DATE: Saturday, December 10, 2005 at 02:36 a.m.
LOCATION: 2522 S. 13th St.
TYPE: Auto/Pedestrian
DRIVER: Unit #1: **Sarah E. VASQUEZ** of 1532 S. Comstock St.
Milwaukee, WI 53204
DOB: 07-01-82
Safety Equipment: None
BALC: Unknown
DL Status: Suspended
Expired: 2005
PEDESTRIAN: Unit #2: **Jose F. MORALES** of 2538A S. 13th St.
Milwaukee, WI 53215
DOB: 04-24-61
Safety Equipment: N/A
BALC: .34
DL Status: N/A
Expired: 12-10-05 at 03:35 a.m. by ME Invest. Gene
WILLIAMS
CIRCUMSTANCES: Unit #1 was traveling N/B on S. 13th St. and struck unit #2, a
pedestrian, who was attempting to cross the street. Unit #1 fled in an
unknown direction.
OTHER FACTORS: Alcohol
ASSIGNED: P.O. Scott BEAVER
CHARGES: DUTY UPON STRIKING PERSON CAUSING DEATH.

FATAL #32 Ald. District #8

DATE: Friday, December 16, 2005 at 06:55 a.m.
LOCATION: 3101 S. 27th St.
TYPE: Auto/Pedestrian
DRIVER: Unit #1: **Marvin J. AUGUSTINE** of 6013 S. 26th St.
Milwaukee, WI 53221
DOB: 04-15-54
Safety Equipment: Shoulder/Lap belt used
BALC: Unknown
DL Status:
PEDESTRIAN: Unit #2: **Deanna L. ABSHAGEN** of 2820 W. Howard Ave. #5
Milwaukee, WI 53221
DOB: 12-29-56
Safety Equipment: N/A
BALC: Negative
DL Status: N/A
Expired: 12-17-05 at 03:00 a.m. by Dr. JAY of St.
Lukes
CIRCUMSTANCES: Unit #1, W/B on W. Oklahoma Ave., was turning left (S/B) on
S. 27th St. Unit #2 (pedestrian) was walking W/B on W. Oklahoma
Ave. at S. 27th St. on the south side of the intersection. Unit #2
walked against the DON'T WALK light and collided into the trailer
of unit #1. Unit #1 was already in the middle of a left turn when unit
#2 walked into the intersection.
OTHER FACTORS: Snow/slush, failure to yield right of way
ASSIGNED: P.O. Scott BEAVER
CHARGES: NO PROSECUTION. DECEASED AT FAULT.

FATAL #33 Ald. District #15

DATE: Tuesday, December 20, 2005 at 00:50 a.m.
LOCATION: 2720 N. 20th St.
TYPE: Auto/Pedestrian
DRIVER: Unit #1: **Willie H. CADE** of 4751 N. 34th St.
Milwaukee, WI 53216
DOB: 12-23-35
Safety Equipment: Shoulder/Lap belt used
BALC: Unknown
DL Status:
PEDESTRIAN: Unit #2: **Marc C. BONDS** of 2843 N. 24th St.
Milwaukee, WI 53206
DOB: 10-13-75
Safety Equipment: N/A
BALC: .28
DL Status: N/A
Expired: 12-20-05 at 01:35 a.m. by ME Invest Gene
WILLIAMS

FATAL#33 CONTINUED

CIRCUMSTANCES: Unit #1 was traveling N/B on N. 20th St. Unit #2, pedestrian, was crossing N. 20th St. E/B from the driveway of the gas station. Unit #1 struck Unit #2 near the middle of the road, leaving Unit #2 laying in the street. Unit #1 then backed up into the gas station driveway and then drove N/B on N. 20th St., trying to leave the scene. Unit #1 drove over Unit #2, catching Unit #2 under the front of the car dragging Unit #2 in the street until Unit #1 lost control driving onto a snow curb. Unit #1 then tried to back up the Unit #2 trapped under the car. Citizens got Unit #1's driver to stop the car and attempted to help Unit #2. Unit #2 died at the scene.

OTHER FACTORS: Alcohol
ASSIGNED: P.O. Chris BRUNS
CHARGES: **HOMICIDE BY INTOXICATED USE OF A MOTOR VEHICLE.**

FATAL #34 Ald. District #14

DATE: Monday, December 26, 2005 at 01:35 a.m.
LOCATION: S. 9th Pl. and W. Oklahoma Ave.
TYPE: Auto/Auto
DRIVER: Unit #1: **Jessica T. MUELLER** of 3664 East Elm Road
Oak Creek, WI
DOB: 03-14-81
Safety Equipment: Shoulder/Lap belt used
BALC: Unknown
DL Status: Valid

DRIVER: Unit #2: **Scott A. LARSON** of 2629 S. 6th St.
Milwaukee, WI 53204
DOB: 03-18-78
Safety Equipment: None
BALC: .13
DL Status: Suspended
Expired: 12-26-05 at 03:30 a.m. by ME Invest. Gene WILLIAMS

CIRCUMSTANCES: Unit #1 (an ambulance with emergency lights and siren activated) was E/B in the 900 block of W. Oklahoma Ave. traveling through a flashing yellow traffic signal. Unit #2 was traveling S/B on S. 9th Pl. through a flashing red traffic signal. Unit #1 struck Unit #2 in the intersection of W. Oklahoma Ave. and S. 9th Pl.

OTHER FACTORS: Alcohol
ASSIGNED: P.O. Chris BRUNS
CHARGES: **NO PROSECUTION.**

1-C

CITY OF MILWAUKEE CRASHES AND INJURY SEVERITY

	<u>All Crashes</u>	<u>K</u>	<u>Injury Severity</u>		<u>C</u>	<u>Total Injuries</u>
			<u>A</u>	<u>B</u>		
1996	14,691	32	722	2,147	6,299	9,168
1997	13,735	35	604	2,113	6,214	8,931
1998	13,252	25	478	1,952	5,887	8,317
1999	13,127	30	537	1,854	5,442	7,883
2000	14,568	38	483	1,949	5,831	8,263
2001	13,640	34	609	1,847	6,120	8,576
2002	13,592	35	450	1,482	5,358	7,290
2003	12,755	28	298	1,434	4,655	6,387
2004	11,888	52	270	1,446	4,602	6,318
2005	11,815	34	219	1,481	4,530	6,230

INJURY SEVERITY (GLOSSARY)

K-FATAL INJURY-Any injury received in a traffic crash which results in death within thirty (30) days of the crash.

A-INCAPACITATION INJURY-An injury, other than fatal, which prevents walking, driving, or performing other activities which were performed before the crash.

B-NON-INCAPACITATING INJURY-An injury, other than fatal or incapacitating, which is evident at the scene. Evidence includes known symptoms.

C-POSSIBLE INJURY-An injury which is not evident at the scene but is claimed by the individual or suspected by the law enforcement officer.

Composite from Department of Public Works Infrastructure Services and Milwaukee Police Department

1-D

2005 MILWAUKEE POLICE DEPARTMENT SPEED AND OTHER AGGRESSIVE DRIVING PATROLS ENFORCEMENT

GRANTS

<u>PROJECT GRANT</u>	<u>GRANT PERIOD</u>	<u>GRANT ALLOCATION</u>
----------------------	-------------------------	-----------------------------

<i>BICYCLE SAFETY ENFORCEMENT</i>	01-09/30/05	\$4,000.00
--	--------------------	-------------------

OBJECTIVE: To decrease bicycle crashes from a total of 115 in 2004. During 2005 the number of bicycle crashes decreased by four or 111 crashes.

Throughout the grant period, Milwaukee Police bicycle safety deployments
Recorded traffic stops about every 45 minutes during the grant period.

<i>CLICK IT OR TICKET SAFETY BELT MOBILIZATION PROJECT</i>	05-09/30/05	\$7,000.00
---	--------------------	-------------------

OBJECTIVE: To increase the percentage of vehicle occupants wearing seat belts from 61% to 66%, measured through pre and post observational surveys within the municipality. The City of Milwaukee's seat belt compliance rate achieved it's goal of 66% compliance for 2005.

<i>PEDESTRIAN SAFETY ENFORCEMENT</i>	06-09/30/05	\$4,000.00
---	--------------------	-------------------

OBJECTIVE: To decrease pedestrian crashes, fatalities and incapacitating injuries in the City by 50 less crashes. The recorded number of pedestrian crashes from 2004 – 2005 was increased by one pedestrian crash. There was a significant decrease in the number of incapacitating injuries during 2005. The crashes were reduced from 270 in 2004 to 219 in 2005.



Police Department

Nannette H. Hegerty
Chief of Police

December 28, 2006

Attached is a report of all the intersections in the City of Milwaukee which had 15 or more traffic crashes during 2005. The tabulation shows 45 intersections having 15 or more crashes.

A tabulation of the number of high crash frequency locations, number of crashes and injuries, is as follows:

<u>Year</u>	<u>Having 15 or more Crashes</u>	<u>Number of Crashes</u>	<u>Number of Injuries</u>
1994	68	1,369	782
1995	92	1,779	1,020
1996	55	1,050	636
1997	48	906	631
1998	48	929	548
1999	49	940	644
2000	50	1,011	633
2001	44	876	523
2002	57	1,179	694
2003	45	966	555
2004	50	1,001	486
2005	45	904	494

Sincerely,

NANNETTE H. HEGERTY
CHIEF OF POLICE

FLORENCE H. DUKES
SAFETY DIRECTOR

NHH.FHD:rm
06letter.mpd143

2005 HIGH FREQUENCY CRASH LOCATIONS

(RATED BY CRASHES PER MILLION VEHICLES ENTERING THE INTERSECTION)

Rank	Intersection	Volume	Accident Rate	Control
1	N. Lovers Lane Rd., & W. Silver Spring Dr.	45300	4.2	Signal (State)
2	W. Silver Spring Dr. & Zoo Freeway	49700	2.3	Signal (State)
7	W. Villard Av. & N. 60th St.	36200	2.0	Signal
33	W. National Av. & S. 1st St.	27100	1.8	Signal
27	W. Vliet St. & N. 35th St.	31300	1.7	Signal
31	W. Hampton Av. & N. 68th St.	27300	1.7	Signal
22	W. Wisconsin Av. & N. 27th St.	34400	1.6	Signal
23	W. Wisconsin Av. & N. 35th St.	35600	1.6	Signal
36	W. Burleigh St. & N. 27th St.	28600	1.6	Signal
9	W. Silver Spring Dr., & N. 91st St.	46900	1.5	Signal (County)
20	W. Locust St. & N. Martin L. King Jr. Dr.	39800	1.4	Signal
21	W. North Av. & N. Sherman Blvd.	39800	1.4	Signal
29	W. North Av. & N. 7th St.	36700	1.4	Signal
37	W. Burleigh St. & N. 60th St.	32500	1.4	Signal
42	W. Lincoln Av. & S. 13th St.	33000	1.4	Signal
43	E. Locust St. & N. Oakland Av.	32800	1.4	Signal
4	W. Oklahoma Av. & S. 27th St.	61900	1.3	Signal
5	W. Capitol Dr. & N. Sherman Bd.	57600	1.3	Signal
16	W. College Av. & S. 13th St.	43000	1.3	Signal (County)
25	W. North Av. & N. 8th St.	42500	1.3	Signal
26	W. Capitol Dr. & N. 51st Bd.	41900	1.3	Signal
32	W. North Av. & N. 27th St.	36600	1.3	Signal
44	W. Oklahoma Av. & S. 35th St.	35600	1.3	Signal
10	W. Brown Deer Rd. & N. 76th St.	54300	1.2	Signal (State)
14	W. Good Hope Rd. & N. 91st St.	52100	1.2	Signal (County)
18	W. Capitol Dr. & N. 76th St.	48200	1.2	Signal
6	S. Howell Av. & W. Layton Av.	63400	1.1	Signal
11	W. Appleton Av. & W. Capitol Dr.	58600	1.1	Signal
12	W. Capitol Dr. & N. 35th St.	55200	1.1	Signal
13	W. Bluemound Rd. & N. Mayfair Rd.	57000	1.1	Signal (State)
15	W. Capitol Dr. & W. Mayfair Av.	56100	1.1	Signal (State)
17	W. Capitol Dr. & N. 60th St.	53400	1.1	Signal
19	W. Center St. & N. Sherman Bd.	49700	1.1	Signal
24	E/W College Av. & S. Howell Av.	50300	1.1	Signal (State)
34	W. Ohio Av. & S. 27th St.	44000	1.1	Signal



Police Department

Nannette H. Hegerty
Chief of Police

December 28, 2006

Attached is a report of all the intersections in the City of Milwaukee which had 15 or more traffic crashes during 2005. The tabulation shows 45 intersections having 15 or more crashes.

A tabulation of the number of high crash frequency locations, number of crashes and injuries, is as follows:

<u>Year</u>	<u>Having 15 or more Crashes</u>	<u>Number of Crashes</u>	<u>Number of Injuries</u>
1994	68	1,369	782
1995	92	1,779	1,020
1996	55	1,050	636
1997	48	906	631
1998	48	929	548
1999	49	940	644
2000	50	1,011	633
2001	44	876	523
2002	57	1,179	694
2003	45	966	555
2004	50	1,001	486
2005	45	904	494

Sincerely,

NANNETTE H. HEGERTY
CHIEF OF POLICE

FLORENCE H. DUKES
SAFETY DIRECTOR

NHH.FHD:rm
06letter.mpd143

2005 HIGH FREQUENCY CRASH LOCATIONS

	Intersection	2005				2004		Control
		Volume	Accident	Accident Rate	Injuries	Accident	Injuries	
1	N. Lovers Lane Rd., & W. Silver Spring Dr.	45300	63	4.2	42	30	12	Signal (State)
2	W. Silver Spring Dr. & Zoo Freeway	49700	39	2.3	29	46	19	Signal (State)
3	W. Layton Av. & S. 27th st.	77100	27	1.0	11	36	15	Signal (State)
4	W. Oklahoma Av. & S. 27th St.	61900	27	1.3	16	24	14	Signal
5	W. Capitol Dr. & N. Sherman Bd.	57600	25	1.3	19	17	14	Signal
6	S. Howell Av. & W. Layton Av.	63400	24	1.1	16	11	4	Signal
7	W. Villard Av. & N. 60th St.	36200	24	2.0	14	12	7	Signal
8	S. Layton Bd. & W. National Av.	66500	23	1.0	7	23	14	Signal
9	W. Silver Spring Dr., & N. 91st St.	46900	23	1.5	22	21	11	Signal (County)
10	W. Brown Deer Rd. & N. 76th St.	54300	22	1.2	8	22	16	Signal (State)
11	W. Appleton Av. & W. Capitol Dr.	58600	21	1.1	8	23	14	Signal
12	W. Capitol Dr. & N. 35th St.	55200	21	1.1	13	21	9	Signal
13	W. Bluemound Rd. & N. Mayfair Rd.	57000	21	1.1	11	24	10	Signal (State)
	W. Good Hope Rd. & N. 91st St.	52100	21	1.2	10	15	14	Signal (County)
	W. Capitol Dr. & W. Mayfair Av.	56100	20	1.1	10	21	12	Signal (State)
15	W. College Av. & S. 13th St.	43000	19	1.3	7	22	6	Signal (County)
16	W. Capitol Dr. & N. 60th St.	53400	19	1.1	6	13	12	Signal
17	W. Capitol Dr. & N. 76th St.	48200	19	1.2	9	15	4	Signal
18	W. Center St. & N. Sherman Bd.	49700	19	1.1	18	23	18	Signal
19	W. Locust St. & N. Martin L. King Jr. Dr.	39800	19	1.4	11	17	10	Signal
20	W. North Av. & N. Sherman Blvd.	39800	19	1.4	9	9	5	Signal
21	W. Wisconsin Av. & N. 27th St.	34400	19	1.6	4	7	6	Signal
22	W. Wisconsin Av. & N. 35th St.	35600	19	1.6	10	14	5	Signal
23	E/W College Av. & S. Howell Av.	50300	18	1.1	7	29	8	Signal (State)
24	W. North Av. & N. 8th St.	42500	18	1.3	8	10	1	signal
25	W. Capitol Dr. & N. 51st Bd.	41900	18	1.3	19	18	13	signal
26	W. Vliet St. & N. 35th St.	31300	18	1.7	14	16	5	Signal
27	W. Morgan Av. & S. 27th St.	62500	17	0.8	8	23	7	Signal
28	W. North Av. & N. 7th St.	36700	17	1.4	10	13	8	Signal
29	W. College Av. & S. 27th St.	47400	16	1.0	7	23	7	Signal (State)
30	W. Hampton Av. & N. 68th St.	27300	16	1.7	5	12	11	Signal
31	W. North Av. & N. 27th St.	36600	16	1.3	13	8	4	Signal
32	W. National Av. & S. 1st St.	27100	16	1.8	3	11	4	Signal
33	W. Ohio Av. & S. 27th St.	44000	16	1.1	6	14	12	Signal
34	N. Martin L. King Jr. Dr. & W/E North Av.	39300	15	1.1	8	15	10	Signal

HIGH FREQUENCY CRASH LOCATIONS

WHICH APPEARED ON THE 2004 LIST BUT NOT ON THE 2005 LIST

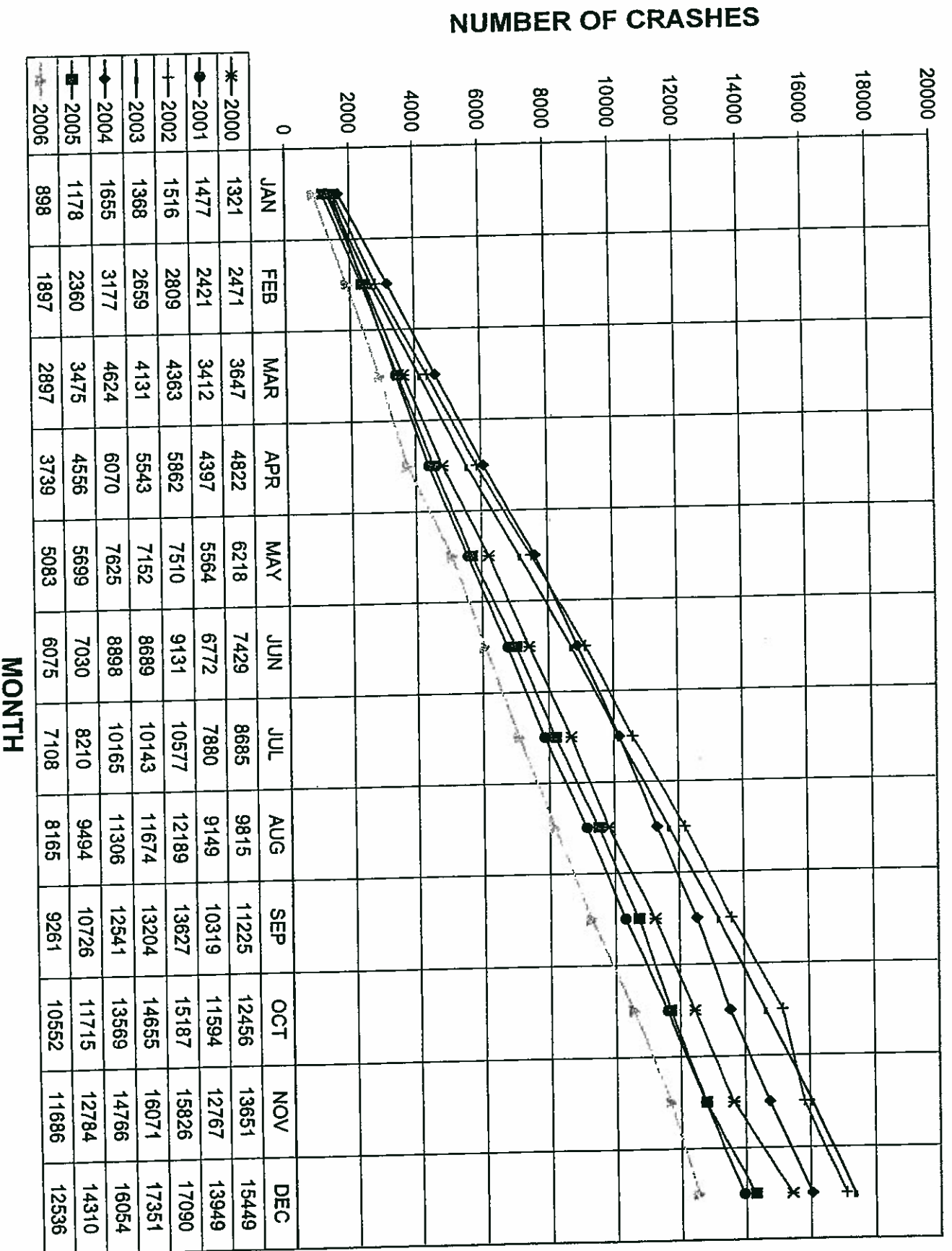
Rank	Intersection	2004		2005	
		Accident	Injuries	Accident	Injuries
1	W. Howard Av. & S. 27th St.	25	4	11	6
2	W. National Av. & S. 6th St.	22	11	14	4
3	W. Oklahoma Av. & S. 76th St.	22	11	14	12
4	W. Burleigh St. W. Fond du Lac Av. & N. 35th St.	20	6	14	6
5	W. Center St. & N. 35th St.,	20	14	14	6
6	W. College Av. & S. 20th St.	19	9	9	5
7	W. North Av. & N. 35th St.	19	17	11	4
8	W. Burnham St. & S. Layton Bd.	19	8	6	1
9	W. Burleigh St. & N. 51st St.	18	14	9	4
10	W. Grange Av. & S. 27th St.	17	7	8	6
11	W. Hampton Av. & N. 60th St.	17	8	14	5
12	N. Lincoln Memorial Dr. & E. Michigan St.	17	7	13	3
13	W. Blue Mound Rd. N. 84th St. & N. Glenview Av.	16	7	6	7
14	W. Burnham St. & S. 35th St.	16	5	10	5
15	W. Forest Home Av. & N. 43rd St.	16	3	11	8
16	W. Bradley Rd. & N. 76th St.	15	9	10	6
17	E. Capitol Dr. & N. Holton St.	15	3	12	3
18	W. Lisbon Av. & N. 27th St.	15	7	13	4
19	W. Mitchell St. & S. 35th St.	15	6	6	7
20	E. North Av. & N. Oakland Av.	15	5	11	5
21	E. Clybourn St. & N. Water St.	15	7	9	4
22	W. McKinley Av. & N. 4th St.	15	15	2	2
23	S. Cesar E Chavez Dr. & W. Historic Mitchell St.	15	8	3	0

2005 HIGH FREQUENCY CRASH LOCATIONS

(RATED BY CRASHES PER MILLION VEHICLES ENTERING THE INTERSECTION)

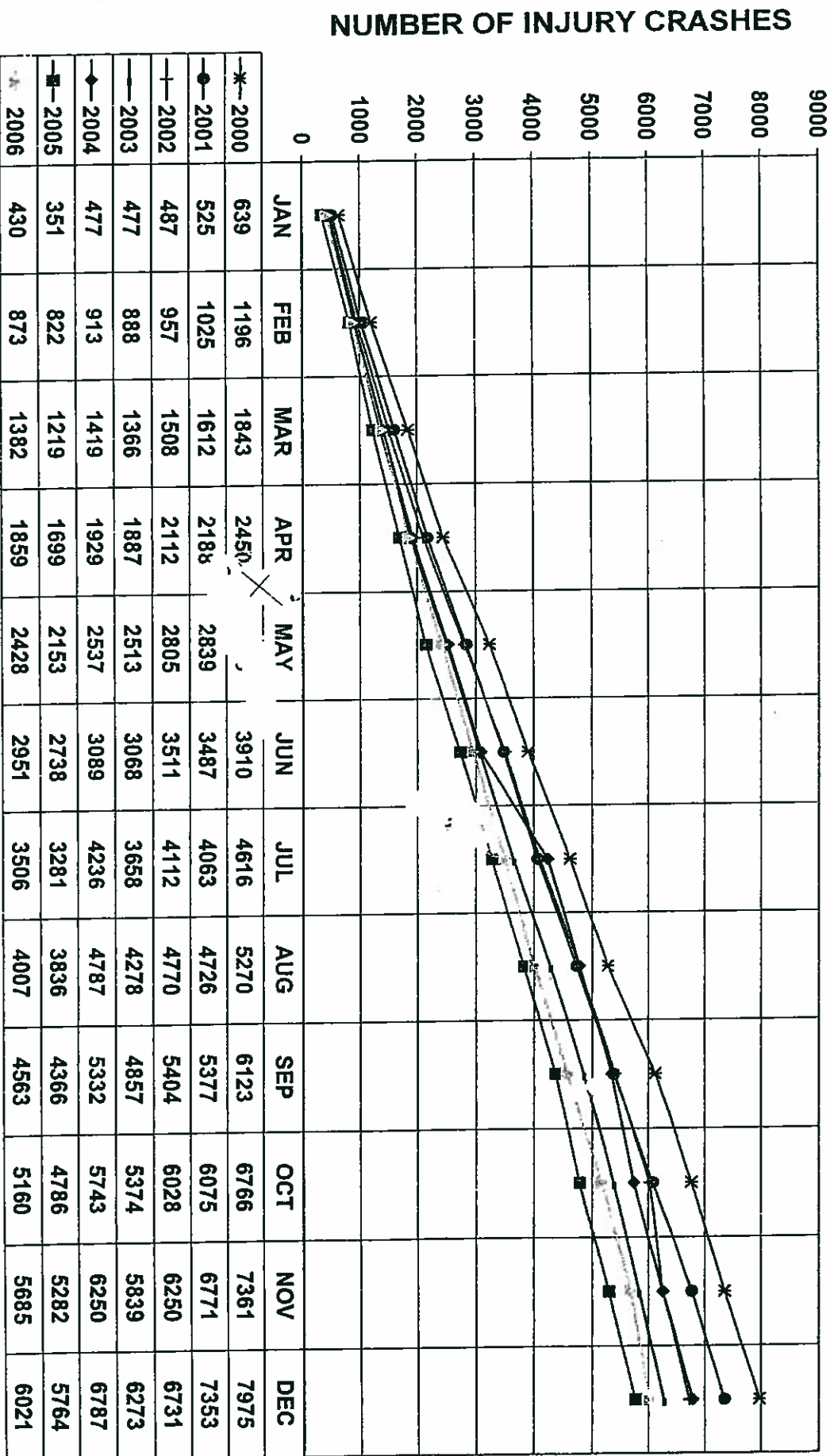
Rank	Intersection	Volume	Accident Rate	Control
1	N. Lovers Lane Rd., & W. Silver Spring Dr.	45300	4.2	Signal (State)
2	W. Silver Spring Dr. & Zoo Freeway	49700	2.3	Signal (State)
7	W. Villard Av. & N. 60th St.	36200	2.0	Signal
33	W. National Av. & S. 1st St.	27100	1.8	Signal
27	W. Vliet St. & N. 35th St.	31300	1.7	Signal
31	W. Hampton Av. & N. 68th St.	27300	1.7	Signal
22	W. Wisconsin Av. & N. 27th St.	34400	1.6	Signal
23	W. Wisconsin Av. & N. 35th St.	35600	1.6	Signal
36	W. Burleigh St. & N 27th St.	28600	1.6	Signal
9	W. Silver Spring Dr., & N. 91st St.	46900	1.5	Signal (County)
20	W. Locust St. & N. Martin L. King Jr. Dr.	39800	1.4	Signal
21	W. North Av. & N. Sherman Blvd.	39800	1.4	Signal
29	W. North Av. & N. 7th St.	36700	1.4	Signal
37	W. Burleigh St. & N. 60th St.	32500	1.4	Signal
42	W. Lincoln Av. & S. 13th St.	33000	1.4	Signal
43	E. Locust St. & N. Oakland Av.	32800	1.4	Signal
4	W. Oklahoma Av. & S. 27th St.	61900	1.3	Signal
5	W. Capitol Dr. & N. Sherman Bd.	57600	1.3	Signal
16	W. College Av. & S. 13th St.	43000	1.3	Signal (County)
25	W. North Av. & N. 8th St.	42500	1.3	Signal
26	W. Capitol Dr. & N. 51st Bd.	41900	1.3	Signal
32	W. North Av. & N. 27th St.	36600	1.3	Signal
44	W. Oklahoma Av. & S. 35th St.	35600	1.3	Signal
10	W. Brown Deer Rd. & N. 76th St.	54300	1.2	Signal (State)
14	W. Good Hope Rd. & N. 91st St.	52100	1.2	Signal (County)
18	W. Capitol Dr. & N. 76th St.	48200	1.2	Signal
6	S. Howell Av. & W. Layton Av.	63400	1.1	Signal
11	W. Appleton Av. & W. Capitol Dr.	58600	1.1	Signal
12	W. Capitol Dr. & N. 35th St.	55200	1.1	Signal
13	W. Bluemound Rd. & N. Mayfair Rd.	57000	1.1	Signal (State)
15	W. Capitol Dr. & W. Mayfair Av.	56100	1.1	Signal (State)
17	W. Capitol Dr. & N. 60th St.	53400	1.1	Signal
19	W. Center St. & N. Sherman Bd.	49700	1.1	Signal
24	EW College Av. & S. Howell Av.	50300	1.1	Signal (State)
34	W. Ohio Av. & S. 27th St.	44000	1.1	Signal

PRELIMINARY CRASH TOTALS 2000 - 2006



(Each month's total includes the prior month's total. December is the grand preliminary total for the year.)

PRELIMINARY INJURIES FROM CRASHES 2000 - 2006



(Each month's total includes the prior year's total. December is the grand preliminary total for the year.)

MILWAUKEE ANNUAL TRAFFIC ANALYSIS

TRAFFIC ENGINEERING & MILWAUKEE POLICE DEPARTMENT

SAFETY DIVISION COMPOSITE

YEAR	ALL TRAFFIC FATALS	NON-MOTOR VEHICLE FATALS*	PED. FATALS	INJURIES	ALL ACCIDENTS	M.V. REG.	REG. RATE
1980	51	0	17	9,118	18,259	373,200	1.4
1981	46	0	15	9,142	16,987	377,009	1.2
1982	47	0	18	8,545	16,304	378,884	1.2
1983	32	0	14	8,689	16,773	380,882	0.8
1984	36	0	12	9,242	17,486	351,564	1.0
1985	38	0	13	10,459	19,392	341,654	1.1
1986	53	0	12	10,967	19,559	347,182	1.5
1987	51	0	17	9,862	19,759	345,887	1.5
1988	40	0	15	9,420	17,761	354,892	1.1
1989	42	0	8	9,610	18,435	361,776	1.2
1990	40	0	11	9,870	18,415	365,595	1.1
1991	40	0	11	9,746	17,443	369,420	1.1
1992	49	0	15	10,082	17,610	366,261	1.3
1993	48	0	13	9,976	17,224	362,252	1.3
1994	28	0	8	10,130	17,007	360,378	0.8
1995	43	0	18	10,202	17,050	361,452	1.1
1996	32	0	13	9,169	14,691	355,716	0.8
1997	35	0	14	8,933	13,735	357,284	0.9
1998	25	0	12	8,317	13,282	367,614	0.6
1999	30	0	5	7,833	13,127	366,697	0.8
2000	38	0	10	8,263	14,568	375,969	1.0
2001	34	0	8	8,576	13,640	375,248	0.9
2002	35	0	10	7,290	13,592	373,600	0.9
2003	28	0	7	6,387	12,755	379,430	0.7
2004	52	0	17	6,318	11,888	376,455	1.4
2005	34	0	11	6,230	11,815	388,606	0.9

*RECENT CHANGES IN CRASH REPORTING THRESHOLD

December 20, 1979 - Property damage threshold increased from \$200 to \$400 combined damage. \$200 threshold for government owned property.

July 31, 1981 - Property damage threshold \$500 to "any one person's property." \$200 threshold for government owned property.

April 19, 1988 - Property damage threshold \$500 to "any one person's property." Government owned property changed to \$500 for government owned vehicles, and \$200 for all government owned property.

January 1, 1996 - Property damage changed to \$1,000 to "any one person's property." Government-owned property changed to \$1,000 for government-owned vehicles, and remained at \$200 for all other government-owned property.



Police Department

Nannette H. Hegerty
Chief of Police

DECEMBER 28, 2006

Ronald Leonardt
City Clerk
City Hall, Room 205
200 E. Wells Street
Milwaukee, WI

Dear Mr. Leonhardt:

The attached report should be submitted to the Common Council for inclusion at the January 4, 2007 Public Safety Committee Meeting.

Thank you for your assistance.

Sincerely,

NANNETTE H. HEGERTY
CHIEF OF POLICE

FLORENCE H. DUKES
SAFETY DIRECTOR

NHH:FHD:rm

Enclosure

Cc: D/I Ruzinski

06letter.mpd145



Police Department

Nannette H. Hegerty
Chief of Police

December 28, 2006

Attached is a report of all the intersections in the City of Milwaukee which had 15 or more traffic crashes during 2005. The tabulation shows 45 intersections having 15 or more crashes.

A tabulation of the number of high crash frequency locations, number of crashes and injuries, is as follows:

<u>Year</u>	<u>Having 15 or more Crashes</u>	<u>Number of Crashes</u>	<u>Number of Injuries</u>
1994	68	1,369	782
1995	92	1,779	1,020
1996	55	1,050	636
1997	48	906	631
1998	48	929	548
1999	49	940	644
2000	50	1,011	633
2001	44	876	523
2002	57	1,179	694
2003	45	966	555
2004	50	1,001	486
2005	45	904	494

Sincerely,

NANNETTE H. HEGERTY
CHIEF OF POLICE

FLORENCE H. DUKES
SAFETY DIRECTOR

NHH.FHD:rm
06letter.mpd143

2005 HIGH FREQUENCY CRASH LOCATIONS

(RATED BY CRASHES PER MILLION VEHICLES ENTERING THE INTERSECTION)

Rank	Intersection	Volume	Accident Rate	Control
1	N. Lovers Lane Rd., & W. Silver Spring Dr.	45300	4.2	Signal (State)
2	W. Silver Spring Dr. & Zoo Freeway	49700	2.3	Signal (State)
7	W. Villard Av. & N. 60th St.	36200	2.0	Signal
33	W. National Av. & S. 1st St.	27100	1.8	Signal
27	W. Vliet St. & N. 35th St.	31300	1.7	Signal
31	W. Hampton Av. & N. 68th St.	27300	1.7	Signal
22	W. Wisconsin Av. & N. 27th St.	34400	1.6	Signal
23	W. Wisconsin Av. & N. 35th St.	35600	1.6	Signal
36	W. Burleigh St. & N. 27th St.	28600	1.6	Signal
9	W. Silver Spring Dr., & N. 91st St.	46900	1.5	Signal (County)
20	W. Locust St. & N. Martin L. King Jr. Dr.	39800	1.4	Signal
21	W. North Av. & N. Sherman Blvd.	39800	1.4	Signal
29	W. North Av. & N. 7th St.	36700	1.4	Signal
37	W. Burleigh St. & N. 60th St.	32500	1.4	Signal
42	W. Lincoln Av. & S. 13th St.	33000	1.4	Signal
43	E. Locust St. & N. Oakland Av.	32800	1.4	Signal
4	W. Oklahoma Av. & S. 27th St.	61900	1.3	Signal
5	W. Capitol Dr. & N. Sherman Bd.	57600	1.3	Signal
16	W. College Av. & S. 13th St.	43000	1.3	Signal (County)
25	W. North Av. & N. 8th St.	42500	1.3	Signal
26	W. Capitol Dr. & N. 51st Bd.	41900	1.3	Signal
32	W. North Av. & N. 27th St.	36600	1.3	Signal
44	W. Oklahoma Av. & S. 35th St.	35600	1.3	Signal
10	W. Brown Deer Rd. & N. 76th St.	54300	1.2	Signal (State)
14	W. Good Hope Rd. & N. 91st St.	52100	1.2	Signal (County)
18	W. Capitol Dr. & N. 76th St.	48200	1.2	Signal
6	S. Howell Av. & W. Layton Av.	63400	1.1	Signal
11	W. Appleton Av. & W. Capitol Dr.	58600	1.1	Signal
12	W. Capitol Dr. & N. 35th St.	55200	1.1	Signal
13	W. Bluemound Rd. & N. Mayfair Rd.	57000	1.1	Signal (State)
15	W. Capitol Dr. & W. Mayfair Av.	56100	1.1	Signal (State)
17	W. Capitol Dr. & N. 60th St.	53400	1.1	Signal
19	W. Center St. & N. Sherman Bd.	49700	1.1	Signal
24	E/W College Av. & S. Howell Av.	50300	1.1	Signal (State)
34	W. Ohio Av. & S. 27th St.	44000	1.1	Signal

35	N. Martin L. King Jr. Dr. & W/E North Av.	39300	1.1	Signal
40	W. Kilbourn Av. & N. 6th St.	42300	1.1	Signal
3	W. Layton Av. & S. 27th st.	77100	1.0	Signal (State)
8	S. Layton Bd. & W. National Av.	66500	1.0	Signal
30	W. College Av. & S. 27th St.	47400	1.0	Signal (State)
41	W. Layton Av. & S. 13th St.	50400	0.9	Signal
28	W. Morgan Av. & S. 27th St.	62500	0.8	Signal
38	W. Capitol Dr. & N. 27th St.	57600	0.8	Signal
45	W. Silver Spring Dr. & N. Teutonia Av.	53600	0.8	Signal
39	W. Capitol Dr. & W. Fond du lac Av.	65800	0.7	Signal

HIGH FREQUENCY CRASH LOCATIONS

WHICH APPEARED ON THE 2004 LIST BUT NOT ON THE 2005 LIST

Rank	Intersection	2004		2005	
		Accident	Injuries	Accident	Injuries
1	W. Howard Av. & S. 27th St.	25	4	11	6
2	W. National Av. & S. 6th St.	22	11	14	4
3	W. Oklahoma Av. & S. 76th St.	22	11	14	12
4	W. Burleigh St. W. Fond du Lac Av. & N. 35th St.	20	6	9	6
5	W. Center St. & N. 35th St.,	20	14	14	6
6	W. College Av. & S. 20th St.	19	9	9	5
7	W. North Av. & N. 35th St.	19	17	11	4
8	W. Burnham St. & S. Layton Bd.	19	8	6	1
9	W. Burleigh St. & N. 51st St.	18	14	9	4
10	W. Grange Av. & S. 27th St.	17	7	8	6
11	W. Hampton Av. & N. 60th St.	17	8	14	5
12	N. Lincoln Memorial Dr. & E. Michigan St.	17	7	13	3
13	W. Blue Mound Rd. N. 84th St. & N. Glenview Av.	16	7	6	7
14	W. Burnham St. & S. 35th St.	16	5	10	5
15	W. Forest Home Av. & N. 43rd St.	16	3	11	8
16	W. Bradley Rd. & N. 76th St.	15	9	10	6
17	E. Capitol Dr. & N. Holton St.	15	3	1	0
18	W. Lisbon Av. & N. 27th St.	15	7	13	4
19	W. Mitchell St. & S. 35th St.	15	6	6	7
20	E. North Av. & N. Oakland Av.	15	5	11	5
21	E. Clybourn St. & N. Water St.	15	7	9	4
22	W. McKinley Av. & N. 4th St.	15	15	2	2
23	S. Cesar E Chavez Dr. & W. Historic Mitchell St.	15	8	3	0

Attachment 5-D

2006 Traffic Report
presented in
2007

**Milwaukee Police Department
Endorsement Sheet**

Document No. _____ Subject: Common Council Annual Report

Date Received: 09/26/07

By: _____

[Signature: Nancy Hegerty]

Referred to: Chief Nannette Hegerty

Required Action: 1. Review and approve and forward to Chief Nan Hegerty
2. Upon review of Chief Hegerty and approval, recontact Safety Division
so reports can be hand delivered to City Hall.

This matter is: Approved Denied Due Date: _____

Additional Comments: _____

Date Received: 09/26/07 By: _____

[Signature: Dep Insp. Rimmer Hulan]

Referred to: Dep. Chief Monica Ray

Required Action: See instructions above.

I recommend this matter be: Approved Denied

Additional Comments: _____

Date Received: _____ By: _____

Referred to: _____

Required Action: _____

I recommend this matter be: Approved Denied

Additional Comments: _____

MILWAUKEE POLICE DEPARTMENT

SAFETY DIVISION

REPORT

SEPTEMBER 25, 2007

IN THE MATTER OF: COMMON COUNCIL ANNUAL REPORT

TO: RAMON GALAVIZ
 DEPUTY INSPECTOR OF POLICE

SIR:

This report is being submitted by Florence DUKES, Safety Director of the Safety Division.

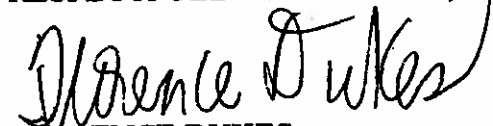
In accordance with the new responsibilities of the Safety Commission, each year with the assistance of the Police Department and Department of Public Works, the Commission shall prepare and submit (3) reports to the Common Council;

1. A report on motor vehicle traffic accident trends. This report shall include, but not be limited to, comprehensive accident data, a narrative interpreting the data and a listing of the locations of all traffic fatalities. (Attachment #1-A, #1-B, 2-B, and 3-B).
2. A report containing data, including tables, charts or maps, highlighting locations with high accident frequencies in the previous calendar year. (Attachments #1-C, 2-C and 1-D).
3. A report summarizing the status of the matters the safety commission has the responsibility to review. The reports shall include, but not be limited to, recommendations on appropriate actions necessary or advisable to be taken by the various Departments, Boards, Commissions or Agencies or by the Mayor and Common Council to reduce the rates of accident occurrences, and comparisons and analysis of citywide public safety actions over time to determine the extent of progress being made to reduce and eliminate the public safety matters. (Attachment # 1-E and associated Program Materials).

The Milwaukee Safety Commission will review this report at their meeting on October 9th. I am requesting that these reports be forwarded to Chief of Police, Nannette Hegerty for her perusal, comments and final approval. The enclosed information should be received at the City Clerk's Office by October 6, 2007. This report is scheduled for presentation at the October 11, 2007 Public Safety Committee Meeting..

If there are inquiries regarding these reports, I may be contacted at x7991. Thank you for your cooperation.

RESPECTFULLY SUBMITTED,

A handwritten signature in black ink, appearing to read "Florence Dukes". The signature is fluid and cursive, with the first name "Florence" and the last name "Dukes" clearly distinguishable.

FLORENCE DUKES
SAFETY DIRECTOR

Commoncouncilreport07



Police Department

Nannette H. Hegerty
Chief of Police

September 25, 2007

The Honorable Common Council
City of Milwaukee
200 East Wells Street
Milwaukee, WI 53202

Dear Council Members:

In accordance with Common Council Ordinance 320-27.3(d), the Milwaukee Police Department Safety Division submits the following 2006 Traffic Reports.

1. A report on motor vehicle traffic accident trends. This report shall include, but not be limited to, comprehensive accident data, a narrative interpreting the data and a listing of the locations of all traffic fatalities. (Attachment #1-A, #1-B, 2-B, and 3-B.
2. A report containing data, including tables, charts or maps, highlighting locations with high accident frequencies in the previous calendar year. (Attachments #1-C, 2-C and 1-D)
3. A report summarizing the status of the matters the safety commission has the responsibility to review. The reports shall include, but not be limited to, recommendations on appropriate actions necessary or advisable to be taken by the various Departments, Boards, Commissions or Agencies or by the Mayor and Common Council to reduce the rates of accident occurrences, and comparisons and analysis of citywide public safety actions over time to determine the extent of progress being made to reduce and eliminate the public safety matters. (Attachment # 1-E and associated Program Materials)

There was an increase of 650 in the 2006 Reportable Crashes (12,465) compared to (11,815) during 2005. The data further indicates an increase of 105 in the number of related injuries occurring from 2005 (4,176) to 2006 (4,281). An analysis of the 2006 Fatal Traffic Accident Summary (1-B) compared to 2005 shows an increase in the number of Fatal Traffic Crashes in the following Aldermanic Districts; #1, #2, #3, #5, and #13. The most significant decrease of Traffic Fatalities occurred in Alderman Witkowiak's Aldermanic District #12.

A breakdown of driver causes showed no significant increase or decrease in percentage, other than Motorcycle crashes which were down by 41, (194 vs153) and Pedestrians injured or killed increased by 50 from 2005, (469vs 520) which is lower than the ten year average of 602. The use of alcohol continues to impact on the number of fatal crashes. During 2006, there were

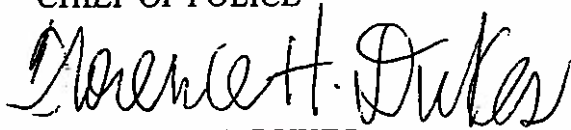
fourteen related fatal crashes of which thirteen of those fatal crashes were over the .08 alcohol level.

Enclosed in this cover are the 2006 Safety Division Accomplishments and related Program Materials.

Please contact Safety Director Florence Dukes at 935-7991 for inquiries contained in the enclosed packet of information.

Sincerely,

NANNETTE H. HEGERTY
CHIEF OF POLICE

A handwritten signature in black ink, appearing to read "Florence H. Dukes", written in a cursive style.

FLORENCE H. DUKES
SAFETY DIRECTOR

Enclosure:

1-A

CITY OF MILWAUKEE CRASH TRENDS

PREPARED WITH THE COOPERATION OF THE MILWAUKEE POLICE DEPARTMENT
AND THE DEPARTMENT OF PUBLIC WORKS INFRASTRUCTURE SERVICES

	ALL CRASHES	INJURY CRASHES	ALL FATALITIES	PEDESTRIAN FATALS	MOTOR VEHICLE REGISTRATION
1996	14,691	5,914	32	13	355,716
1997	13,735	5,660	35	14	357,284
1998	13,252	5,337	25	12	367,614
1999	13,127	5,074	30	5	366,697
2000	14,568	5,395	38	10	375,969
2001	13,640	5,039	34	9	375,248
2002	13,592	4,792	35	10	373,600
2003	12,755	4,354	28	7	379,430
2004	11,888	4,245	52	17	376,455
2005	11,815	4,176	34	11	388,606
2006	12,465	4,281	39	15	396,037

1996	1997	1998	1999	2000	2001	2002	2003	2004	2005	2006
------	------	------	------	------	------	------	------	------	------	------

ALCOHOL RELATED CRASHES AND PERCENTAGE OF ALL CRASHES

759	675	614	484	636	608	581	578	638	544	566
5.20%	4.90%	4.60%	3.70%	4.40%	4.50%	4.30%	4.50%	5.30%	4.60%	4.58%

SPEED RELATED CRASHES AND PERCENTAGE OF ALL CRASHES

1,765	1,474	1,190	1,228	1,583	1,296	1,319	1,158	1,311	1,319	1,261
12%	11%	9%	9%	11%	9%	10%	9%	11%	11%	10%

FAILURE TO YIELD RELATED CRASHES AND PERCENTAGE OF ALL CRASHES

3,855	3,465	3,573	3,375	3,698	3,773	3,453	3,414	3,245	3,097	3,187
26%	25%	27%	26%	25%	28%	25%	27%	27%	26%	25%

DRIVER INATTENTION AND PERCENTAGE OF ALL CRASHES

2,614	2,563	2,518	2,538	2,591	2,827	2,561	2,403	2,019	2,210	2,414
18%	19%	19%	19%	18%	21%	19%	19%	17%	19%	19%

DISREGARD OF TRAFFIC SIGNAL AND PERCENTAGE OF ALL CRASHES

1,738	1,650	1,613	1,534	1,749	1,674	1,641	1,561	1,543	1,527	1,600
12%	12%	12%	11%	12%	12%	12%	12%	13%	13%	13%

SCHOOL BUS CRASHES

340	350	281	296	324	353	214	227	195	189	190
-----	-----	-----	-----	-----	-----	-----	-----	-----	-----	-----

MOTORCYCLE INVOLVED CRASHES

150	159	183	180	165	203	159	197	153	194	153
-----	-----	-----	-----	-----	-----	-----	-----	-----	-----	-----

1996	1997	1998	1999	2000	2001	2002	2003	2004	2005	2006
------	------	------	------	------	------	------	------	------	------	------

BICYCLISTS INJURED OR KILLED

264	257	251	232	203	192	199	112	115	111	98
-----	-----	-----	-----	-----	-----	-----	-----	-----	-----	----

PEDESTRIANS INJURED OR KILLED

720	743	673	589	630	629	571	523	468	469	520
-----	-----	-----	-----	-----	-----	-----	-----	-----	-----	-----

SAFETY BELT USAGE

60%	56%	57%	56%	59%	58%	-	62%	61%	66%	68%
-----	-----	-----	-----	-----	-----	---	-----	-----	-----	-----

SEAT BELT CITATIONS

9,130	11,930	9,968	9,733	7,858	10,342	10,009	7,847	7,693	4,516	4,252
-------	--------	-------	-------	-------	--------	--------	-------	-------	-------	-------

INCAPACITATING INJURIES

722	604	478	537	483	609	450	298	270	219	233
-----	-----	-----	-----	-----	-----	-----	-----	-----	-----	-----

NON-INCAPACITATING INJURIES

2,147	2,113	1,952	1,854	1,949	1,847	1,482	1,434	1,446	1,481	1,523
-------	-------	-------	-------	-------	-------	-------	-------	-------	-------	-------

ECONOMIC LOSS IN MILLIONS

455	432	380	452	276	268	262	234	292	263	281
-----	-----	-----	-----	-----	-----	-----	-----	-----	-----	-----

HIT & RUN AND PERCENTAGE OF ALL CRASHES

5,055	4,800	4,478	4,319	4,993	4,456	4,235	3,952	3,599	3,218	4,010
43%	35%	34%	33%	34%	33%	31%	31%	30%	27%	32%

TRAFFIC CITATIONS-Total Moving Violations

117,433	148,867	130,799	123,900	91,352	116,033	121,799	133,750	134,021	98,030	93,368
---------	---------	---------	---------	--------	---------	---------	---------	---------	--------	--------

AUTO LICENSE CITATIONS AND PERCENTAGE OF ALL CITATIONS

29,180	31,895	27,201	26,829	18,712	22,988	23,996	34,261	29,564	19,401	*13,522
25%	21%	21%	26%	20%	20%	20%	26%	22%	20%	14%

DRIVER LICENSE CITATIONS AND PERCENT OF ALL CITATIONS

37,902	41,874	39,830	34,408	27,268	30,839	32,112	38,873	36,008	24,959	*22,054
32%	28%	30%	28%	30%	27%	26%	29%	27%	25%	24%

INTERSECTIONS ON HIGH FREQUENCY LIST/# OF CRASHES (15 or more crashes)

55	48	48	49	50	44	57	45	50	45	52
1,050	906	929	940	1,011	876	1,179	966	1001	904	1,022

* Change in mainframe transition

Nation

Lowest fatality rate ever on roads in '06

Motorcycle deaths up for 9th year

by Larry Copeland
USA TODAY

The nation last year saw the largest drop in traffic deaths in more than a decade, which led to the lowest highway fatality rate ever recorded, Transportation Secretary Mary Peters said Monday.

Last year, 42,642 people died in traffic crashes, down 868 deaths from 2005. That 2% drop led to a historic low fatality rate of 1.42 per 100 million vehicle miles traveled, Peters said.

"Tough safety requirements and new technologies are helping make our vehicles safer and our roads less deadly," she said. "But we all must do more when

so many are killed or seriously hurt on our roads every day."

Fatalities of occupants of passenger vehicles — cars, SUVs, vans and pickups — fell to 30,521, the lowest annual total since 1993. Injuries were also down, with passenger car injuries falling 6.2% and large truck injuries 15%, Peters said.

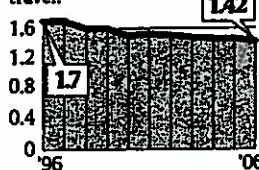
The National Highway Traffic Safety Administration (NHTSA) collects crash statistics annually from the states, the District of Columbia and Puerto Rico.

USA TODAY reported in January, based on its independent state-by-state analysis, that traffic deaths dropped substantially last year in 16 states.

In many cases, those de-

Traffic deaths down

A new federal study shows fewer people are dying in traffic crashes. Fatalities for every 100 million vehicle miles of travel:



Source: National Highway Traffic Safety Administration

By Adrienne Lewis, USA TODAY

creases reflected stepped-up enforcement, education campaigns and new laws. For example, three states — Alaska, Kentucky and Mississippi — enacted seat belt laws, bringing the number of states requiring

seat belts to 25. Alaska had one more death in 2006 than in 2005, while traffic deaths declined in Kentucky and Mississippi, where officials credited the drops to the new law.

A troubling finding in the new NHTSA report: Motorcycle deaths rose for the ninth straight year, by 5.1% to 4,810.

"This year for the first time ever, more people died in motorcycle crashes than the number of pedestrians killed," said Jonathan Adkins, spokesman for the Governors Highway Safety Association, which advises states on traffic safety. "We want to see states adopt a comprehensive strategy to reduce these deaths."

Only 20 states and the District of Columbia have laws requiring helmets for all motorcy-

cle riders. Louisiana is the only state to adopt such a law in the past 10 years. The trend has been in the opposite direction, with some states repealing their helmet laws, Adkins said.

Alcohol-related fatalities increased slightly last year. There were 15,121 fatalities involving a driver or motorcycle operator, pedestrian or cyclist with a blood-alcohol concentration of 0.08 or above, compared with 15,102 in 2005. Enforcement of impaired-driving laws will remain a priority for the Transportation Department, said NHTSA Administrator Nicole Nason.

"There is a personal story behind these statistics, and for every alcohol-related fatality, the family left behind is shattered forever," Nason said.

2 Milwaukee drivers among safest in nation

Milwaukee drivers are some of the safest drivers in the nation, according to an Allstate Insurance internal review of 197 U.S. cities released June 14.

Milwaukee drivers ranked safest among cities with populations of 500,000 to 1 million and ninth safest nationwide, according to the study. Drivers in the Brew City were 21 percent less likely to be involved in an accident compared to the company's national average, which was compiled from internal property damage reports from January 2004 to December 2005.



— Chris Terbruggen,
Special to The Post

1 - B

CITY OF MILWAUKEE
FATAL TRAFFIC CRASH SUMMARY

2006

FATALITIES BY ALDERMANIC DISTRICT

#1 Alderman Ashanti Hamilton	3
#2 Alderman Joe Davis, Sr	0
#3 Alderman Michael S. D'Amato	0
#4 Alderman Robert Bauman	1
#5 Alderman James A. Bohl, Jr.	1
#6 Alderman Mike McGee, Jr.	2
#7 Alderman Willie C. Wade	4
#8 Alderman Robert G. Donovan	2
#9 Alderman Robert W. Puente	1
#10 Alderman Michael J. Murphy	4
#11 Alderman Joseph A. Dudzik	2
#12 Alderman James N. Witkowiak	7
#13 Alderman Terry L. Witkowski	2
#14 Alderman Tony Zielinski	4
#15 Alderman Willie L. Hines, Jr.	6

1-C

CITY OF MILWAUKEE CRASHES AND INJURY SEVERITY

	<u>All Crashes</u>	<u>K</u>	<u>Injury Severity</u>			<u>Total Injuries</u>
			<u>A</u>	<u>B</u>	<u>C</u>	
1996	14,691	32	722	2,147	6,299	9,168
1997	13,735	35	604	2,113	6,214	8,931
1998	13,252	25	478	1,952	5,887	8,317
1999	13,127	30	537	1,854	5,442	7,883
2000	14,568	38	483	1,949	5,831	8,263
2001	13,640	34	609	1,847	6,120	8,576
2002	13,592	35	450	1,482	5,358	7,290
2003	12,755	28	298	1,434	4,655	6,387
2004	11,888	52	270	1,446	4,602	6,318
2005	11,815	34	219	1,481	4,530	6,230
2006	12,465	39	233	1,523	4,669	6,425

INJURY SEVERITY (GLOSSARY)

K-FATAL INJURY-Any injury received in a traffic crash which results in death within thirty (30) days of the crash.

A-INCAPACITATION INJURY-An injury, other than fatal, which prevents walking, driving, or performing other activities which were performed before the crash.

B-NON-INCAPACITATING INJURY-An injury, other than fatal or incapacitating, which is evident at the scene. Evidence includes known symptoms.

C-POSSIBLE INJURY-An injury which is not evident at the scene but is claimed by the individual or suspected by the law enforcement officer.

Composite from Department of Public Works Infrastructure Services and Milwaukee Police Department

2-C

MILWAUKEE ANNUAL TRAFFIC ANALYSIS TRAFFIC ENGINEERING & MILWAUKEE POLICE DEPARTMENT SAFETY DIVISION COMPOSITE

YEAR	ALL TRAFFIC FATALS	NON-MOTOR VEHICLE FATALS*	PED. FATALS	INJURIES	ALL ACCIDENTS	M.V. REG.	REG. RATE
1980	51	0	17	9,118	18,259	373,200	1.4
1981	46	0	15	9,142	16,987	377,009	1.2
1982	47	0	18	8,545	16,304	378,884	1.2
1983	32	0	14	8,689	16,773	380,882	0.8
1984	36	0	12	9,242	17,486	351,564	1.0
1985	38	0	13	10,459	19,392	341,654	1.1
1986	53	0	12	10,967	19,559	347,182	1.5
1987	51	0	17	9,862	19,759	345,887	1.5
1988	40	0	15	9,420	17,761	354,892	1.1
1989	42	0	8	9,610	18,435	361,776	1.2
1990	40	0	11	9,870	18,415	365,595	1.1
1991	40	0	11	9,746	17,443	369,420	1.1
1992	49	0	15	10,082	17,610	366,261	1.3
1993	48	0	13	9,976	17,224	362,252	1.3
1994	28	0	8	10,130	17,007	360,378	0.8
1995	43	0	18	10,202	17,050	361,452	1.1
1996	32	0	13	9,169	14,691	355,716	0.8
1997	35	0	14	8,933	13,735	357,284	0.9
1998	25	0	12	8,317	13,282	367,614	0.6
1999	30	0	5	7,833	13,127	366,697	0.8
2000	38	0	10	8,263	14,568	375,969	1.0
2001	34	0	8	8,576	13,640	375,248	0.9
2002	35	0	10	7,290	13,592	373,600	0.9
2003	28	0	7	6,387	12,755	379,430	0.7
2004	52	0	17	6,318	11,888	376,455	1.4
2005	34	0	11	6,230	11,815	388,606	0.9
2006	39	0	15	6,425	12,465	396,037	1.0

*RECENT CHANGES IN CRASH REPORTING THRESHOLD

December 20, 1979 - Property damage threshold increased from \$200 to \$400 combined damage. \$200 threshold for government owned property.

July 31, 1981 - Property damage threshold \$500 to "any one person's property." \$200 threshold for government owned property.

April 19, 1988 - Property damage threshold \$500 to "any one person's property." Government owned property changed to \$500 for government owned vehicles, and \$200 for all government owned property.

January 1, 1996 - Property damage changed to \$1,000 to "any one person's property." Government-owned property changed to \$1,000 for government-owned vehicles, and remained at \$200 for all other government-owned property.



Milwaukee Police Department
Training Evaluation
School Crossing Guard Training
Date: October 28, 2006

In an effort to develop meaningful training, we ask that you complete the below evaluation.
Please circle the number closest to your opinion: 1) Disagree Strongly 2) Disagree Somewhat
3) No Opinion 4) Agree Somewhat 5) Strongly Agree

Unit 1: Cultural Competency **49 RESPONSES -1225 PTS** **91.75%**

The objectives were successfully achieved.	1	2	3	4	5
The presentation was clear and accurate.	1	2	3	4	5
The instructor was knowledgeable and prepared.	1	2	3	4	5
Were all of your questions answered satisfactorily.	1	2	3	4	5
The presentation took a reasonable time.	1	2	3	4	5

Total 1124

Unit 2: Traffic Law **49 RESPONSES -1225 PTS** **90.77%**

The objectives were successfully achieved.	1	2	3	4	5
The presentation was clear and accurate.	1	2	3	4	5
The presenter was knowledgeable and prepared.	1	2	3	4	5
Were all of your questions answered satisfactorily.	1	2	3	4	5
The presentation took a reasonable amount of time.	1	2	3	4	5

Total 1112

Unit 3: Crossing Problems **49 RESPONSES -1225 PTS** **91.02%**

The objectives were successfully achieved.	1	2	3	4	5
The presentation was clear and accurate.	1	2	3	4	5
The presenter was knowledgeable and prepared.	1	2	3	4	5
Were all of your questions answered satisfactorily.	1	2	3	4	5
The presentation took a reasonable amount of time.	1	2	3	4	5

Total 1115



**Milwaukee Police Department
Training Evaluation
School Crossing Guard Training
Date: November 4, 2006**

In an effort to develop meaningful training, we ask that you complete the below evaluation. Please circle the number closest to your opinion: 1) Disagree Strongly 2) Disagree Somewhat 3) No Opinion 4) Agree Somewhat 5) Strongly Agree

Unit 1: Professionalism on the Job/Community Relations

51 RESPONSES-----1275 points

94.50 = 95%

The objectives were successfully achieved.	1	2	3	4	5
The presentation was clear and accurate.	1	2	3	4	5
The instructor was knowledgeable and prepared.	1	2	3	4	5
Were all of your questions answered satisfactorily.	1	2	3	4	5
The presentation took a reasonable time.	1	2	3	4	5

Total 1205

Unit 2: Street Gangs

51 RESPONSES-----1275 points

91.52 = 92%

The objectives were successfully achieved.	1	2	3	4	5
The presentation was clear and accurate.	1	2	3	4	5
The presenter was knowledgeable and prepared.	1	2	3	4	5
Were all of your questions answered satisfactorily.	1	2	3	4	5
The presentation took a reasonable amount of time.	1	2	3	4	5

Total 1167

Unit 3: Rules/Procedures

51 RESPONSES-----1275 points

93.72 = 94%

The objectives were successfully achieved.	1	2	3	4	5
The presentation was clear and accurate.	1	2	3	4	5
The presenter was knowledgeable and prepared.	1	2	3	4	5
Were all of your questions answered satisfactorily.	1	2	3	4	5
The presentation took a reasonable amount of time.	1	2	3	4	5

Total 1195

Overall Total 3566

93%



Milwaukee Police Department
Training Evaluation
School Crossing Guard Training
Date: November 11, 2006

Sherry Nelson-Safety Specialist

In an effort to develop meaningful training, we ask that you complete the below evaluation. Please circle the number closest to your opinion: 1) Disagree Strongly 2) Disagree Somewhat 3) No Opinion 4) Agree Somewhat 5) Strongly Agree

Unit 1: Medical Emergencies 48 Responses----1,200 pts 93.91%

The objectives were successfully achieved.	1	2	3	4	5
The presentation was clear and accurate.	1	2	3	4	5
The instructor was knowledgeable and prepared.	1	2	3	4	5
Were all of your questions answered satisfactorily.	1	2	3	4	5
The presentation took a reasonable time.	1	2	3	4	5

Total 1,127

Unit 2: Cure For Conflict 48 Responses----1,200 pts 90.41%

The objectives were successfully achieved.	1	2	3	4	5
The presentation was clear and accurate.	1	2	3	4	5
The presenter was knowledgeable and prepared.	1	2	3	4	5
Were all of your questions answered satisfactorily.	1	2	3	4	5
The presentation took a reasonable amount of time.	1	2	3	4	5

Total 1,085

Unit 3: Children In Traffic 48 Responses----1,200 pts 93.75 %

The objectives were successfully achieved.	1	2	3	4	5
The presentation was clear and accurate.	1	2	3	4	5
The presenter was knowledgeable and prepared.	1	2	3	4	5
Were all of your questions answered satisfactorily.	1	2	3	4	5
The presentation took a reasonable amount of time.	1	2	3	4	5

Total 1,125

Unit 4: Review

37 Responses----925 pts

98.88 %

The objectives were successfully achieved.
The presentation was clear and accurate.
The presenter was knowledgeable and prepared.
Were all of your questions answered satisfactorily.
The presentation took a reasonable amount of time.

1 2 3 4 5
1 2 3 4 5
1 2 3 4 5
1 2 3 4 5
1 2 3 4 5

Total 914

Total Pts. Available 4,525

Overall Total 4,251

93.94 %

What future topics would you like to see covered during Training?2 requested safety cadets (was not on agenda-sn gave them a 5 min overview)1 requested info on cars going around scg-this should have been covered during Problems on Corners1 Requested Traffic Directio1 requested dealing with high school kids1 requested drivers w/loud music (covered in traffic law?)**Comments:**1 would like to see dispatchers/operators (were introduced at annual mtg- maybe they could be introduced at SCG Recog. program or picture in newsletter1 more training once per mo. for 3 hrs. instead of Sat



**Milwaukee Police Department
Training Evaluation
School Crossing Guard Training
Date: November 11, 2006**

Sherry Nelson-Safety Specialist

In an effort to develop meaningful training, we ask that you complete the below evaluation. Please circle the number closest to your opinion: 1) Disagree Strongly 2) Disagree Somewhat 3) No Opinion 4) Agree Somewhat 5) Strongly Agree

Unit 1: Medical Emergencies 48 Responses----1,200 pts 93.91%

The objectives were successfully achieved.	1	2	3	4	5
The presentation was clear and accurate.	1	2	3	4	5
The instructor was knowledgeable and prepared.	1	2	3	4	5
Were all of your questions answered satisfactorily.	1	2	3	4	5
The presentation took a reasonable time.	1	2	3	4	5

Total 1,127

Unit 2: Cure For Conflict 48 Responses----1,200 pts 90.41%

The objectives were successfully achieved.	1	2	3	4	5
The presentation was clear and accurate.	1	2	3	4	5
The presenter was knowledgeable and prepared.	1	2	3	4	5
Were all of your questions answered satisfactorily.	1	2	3	4	5
The presentation took a reasonable amount of time.	1	2	3	4	5

Total 1,085

Unit 3: Children In Traffic 48 Responses----1,200 pts 93.75 %

The objectives were successfully achieved.	1	2	3	4	5
The presentation was clear and accurate.	1	2	3	4	5
The presenter was knowledgeable and prepared.	1	2	3	4	5
Were all of your questions answered satisfactorily.	1	2	3	4	5
The presentation took a reasonable amount of time.	1	2	3	4	5

Total 1,125

What future topics would you like to see covered during Training?

NO COMMENTS

Comments:

NONE



**Milwaukee Police Department
Training Evaluation
School Crossing Guard Training
Date: October 28, 2006**

In an effort to develop meaningful training, we ask that you complete the below evaluation. Please circle the number closest to your opinion: 1) Disagree Strongly 2) Disagree Somewhat 3) No Opinion 4) Agree Somewhat 5) Strongly Agree

Unit 1: Cultural Competency 49 RESPONSES -1225 PTS 91.75%

The objectives were successfully achieved.	1	2	3	4	5
The presentation was clear and accurate.	1	2	3	4	5
The instructor was knowledgeable and prepared.	1	2	3	4	5
Were all of your questions answered satisfactorily.	1	2	3	4	5
The presentation took a reasonable time.	1	2	3	4	5

Total 1124

Unit 2: Traffic Law 49 RESPONSES -1225 PTS 90.77%

The objectives were successfully achieved.	1	2	3	4	5
The presentation was clear and accurate.	1	2	3	4	5
The presenter was knowledgeable and prepared.	1	2	3	4	5
Were all of your questions answered satisfactorily.	1	2	3	4	5
The presentation took a reasonable amount of time.	1	2	3	4	5

Total 1112

Unit 3: Crossing Problems 49 RESPONSES -1225 PTS 91.02%

The objectives were successfully achieved.	1	2	3	4	5
The presentation was clear and accurate.	1	2	3	4	5
The presenter was knowledgeable and prepared.	1	2	3	4	5
Were all of your questions answered satisfactorily.	1	2	3	4	5
The presentation took a reasonable amount of time.	1	2	3	4	5

Total 1115



**Milwaukee Police Department
Training Evaluation
School Crossing Guard Training
Date: November 4, 2006**

In an effort to develop meaningful training, we ask that you complete the below evaluation. Please circle the number closest to your opinion: 1) Disagree Strongly 2) Disagree Somewhat 3) No Opinion 4) Agree Somewhat 5) Strongly Agree

Unit 1: Professionalism on the Job/Community Relations

51 RESPONSES-----1275 points

94.50 = 95%

The objectives were successfully achieved.	1	2	3	4	5
The presentation was clear and accurate.	1	2	3	4	5
The instructor was knowledgeable and prepared.	1	2	3	4	5
Were all of your questions answered satisfactorily.	1	2	3	4	5
The presentation took a reasonable time.	1	2	3	4	5

Total 1205

Unit 2: Street Gangs

51 RESPONSES-----1275 points

91.52 = 92%

The objectives were successfully achieved.	1	2	3	4	5
The presentation was clear and accurate.	1	2	3	4	5
The presenter was knowledgeable and prepared.	1	2	3	4	5
Were all of your questions answered satisfactorily.	1	2	3	4	5
The presentation took a reasonable amount of time.	1	2	3	4	5

Total 1167

Unit 3: Rules/Procedures

51 RESPONSES-----1275 points

93.72 = 94%

The objectives were successfully achieved.	1	2	3	4	5
The presentation was clear and accurate.	1	2	3	4	5
The presenter was knowledgeable and prepared.	1	2	3	4	5
Were all of your questions answered satisfactorily.	1	2	3	4	5
The presentation took a reasonable amount of time.	1	2	3	4	5

Total 1195

Overall Total 3566

93%



Milwaukee Police Department
Training Evaluation
School Crossing Guard Training
Date: November 11, 2006

Sherry Nelson-Safety Specialist

In an effort to develop meaningful training, we ask that you complete the below evaluation. Please circle the number closest to your opinion: 1) Disagree Strongly 2) Disagree Somewhat 3) No Opinion 4) Agree Somewhat 5) Strongly Agree

Unit 1: Medical Emergencies 48 Responses----1,200 pts 93.91%

The objectives were successfully achieved.	1	2	3	4	5
The presentation was clear and accurate.	1	2	3	4	5
The instructor was knowledgeable and prepared.	1	2	3	4	5
Were all of your questions answered satisfactorily.	1	2	3	4	5
The presentation took a reasonable time.	1	2	3	4	5

Total 1,127

Unit 2: Cure For Conflict 48 Responses----1,200 pts 90.41%

The objectives were successfully achieved.	1	2	3	4	5
The presentation was clear and accurate.	1	2	3	4	5
The presenter was knowledgeable and prepared.	1	2	3	4	5
Were all of your questions answered satisfactorily.	1	2	3	4	5
The presentation took a reasonable amount of time.	1	2	3	4	5

Total 1,085

Unit 3: Children In Traffic 48 Responses----1,200 pts 93.75 %

The objectives were successfully achieved.	1	2	3	4	5
The presentation was clear and accurate.	1	2	3	4	5
The presenter was knowledgeable and prepared.	1	2	3	4	5
Were all of your questions answered satisfactorily.	1	2	3	4	5
The presentation took a reasonable amount of time.	1	2	3	4	5

Total 1,125

Congratulations to all School Crossing Guards for a job well done!

A special thank you is extended to all who participated in today's recognition, as well as the attendees who shared in the event.

Chief Nannette Hegerty
Assistant Chief Joseph Whiten
Deputy Chief Monica Ray
Deputy Inspector Ramon Galaviz
Safety Director Florence Dukes
Safety Specialist Sr. Sherry Nelson
Safety Specialist Sr. Lishunda Patterson
Safety Specialist Sr. Delores Thomas
Safety Specialist Sr. Robert Wagler
Office Assistant III Roseanne Mack
Police Aide Junius Jordan
SCG Dispatcher Sue Elias
SCG Dispatcher Mary Gorecki
SCG Dispatcher Laura Kais
SCG Operator Brenether Coleman-Brown
SCG Operator Valerie Tobais
SCG Operator Antoinette White
Graphic Artist Diane Lardinois
Safety Commissioner Richard Flynn
Safety Commissioner Craig Hasting
Safety Commissioner LaVerne Hermann
Safety Commissioner James Koleas
Safety Commissioner Dale Radke
Safety Commissioner Agnes Stearns

Wauwatosa Police **SCHOOL CROSSING GUARD** *Recognition Program*



January 12, 2000

International Walk Our Children To School Day

Wednesday, October 4, 2006

School: Bruce Guadalupe Community School
1028 S. 9th Street
Milwaukee, WI 53204
(414) 643-6441
Principal: Ms. Mary Beth Kuxhause
Police District 2

Partners for this Initiative: Milwaukee Police Department, Southeast Wisconsin Safe Kids Coalition, Federal Express, The Injury Free Coalition for Kids and the Milwaukee Safety Commission.

Meeting Time: 7:30 AM

Meeting Place: Our Lady of Guadalupe & St. Patrick Parish's Parking Lot
723 W. Washington Street
Milwaukee, WI 53204

Actual Walk: Start the walk at 7:45 AM from Guadalupe St. Patrick Congregation Parking Lot on S. 7th & W. Washington, (head South) to S. 7th & W. Scott, (West) to S. 9th & W. Scott and than (North) to S. 9th & W. Washington, and (West) to S. 10th & W. Washington. There we will enter the Walker's Square Park.

Press Conference: To be held at the Walker's Square Park directly across the street (West) of Bruce Guadalupe Community School immediately after the Walk.

Reception: Refreshments will be served in the Bruce Guadalupe Community School directly after the press conference.

2006 International Walk Our Children To School Day Event

Speakers:

Milwaukee Police Department Safety Director Florence Dukes

Jim Koleas – Milwaukee Safety Commission

Daisy Cubias - City of Milwaukee Mayor Tom Barrett's Office

Milwaukee County Sheriff David Clarke Jr.

City of Milwaukee Alderman James Witkowiak

Milwaukee Assistant Fire Chief Mark Sain

Lisa Klindt-Simpson – Southeast Wisconsin Safe Kids

Gerry Shepherd - Federal Express

Peter Pochowski, Director of Safety & Security (MPS Administration)

Ms. Mary Beth Kuxhause, Principal of Bruce Guadalupe Community School

Confirmations For The Walk:

Milwaukee Police Department Personnel:

Deputy Chief Monica E. Ray

Deputy Inspector Ramon Galaviz

Safety Director, Florence H. Dukes

Safety Specialist, Sr. Delores Thomas

Community Liaison Officer Mark Dudenhoefer

Police Officer Jose Arzaga

McGruff - MPD

Milwaukee Fire Department Personnel:

Assistant Milwaukee Fire Chief Mark Sain

Lt. Lawrence Jenkins

Sparky - MFD

Elected Officials, Partners and MPS Representatives:

Milwaukee County Sheriff David Clarke Jr.

City of Milwaukee Alderman James Witkowiak

Lisa Klindt-Simpson – Southeast Wisconsin Safe Kids

Gerry Shepherd - Federal Express

Jeff Polenske - Milwaukee Dept. of Public Works

Dave Schlabowske - Milwaukee Dept. of Public Works

Peter Pochowski, Director of Safety & Security (MPS Administration)

Ms. Mary Beth Kuxhause, Principal, Bruce Guadalupe Community School

Mr. Pascual Rodriguez, Principal, Bruce Guadalupe Community School (UCC)

1-E

2006 SAFETY DIVISION ACCOMPLISHMENTS

SCHOOL CROSSING GUARD PROGRAM: The Safety Division successfully accomplished the following:

Maintained a well diverse and trained staff of two hundred and sixteen School Crossing Guards to provide safe coverage for area Elementary School Children to and from school on a daily basis.

Conducted fifty-six Traffic Studies citywide for the placement of additional School Crossing Guards at designated corners. (Attachment #1)

Coordinated the "Annual School Crossing Guard Recognition Program on January 12, 2006 at the Safety Training Academy.

Produced and mailed the School Crossing Guard Post Newsletter monthly.

Conducted the Annual School Crossing Guard Training School Program for sixty-workshop participants. (Attachment #2, Workshop Schedule and Evaluations).

EDUCATIONAL INITIATIVES:

Conducted In-Service Training Programs in the areas of Pedestrian, Water and Bicycle Safety to two hundred and twenty-three Elementary Schools Teachers and three hundred and eighty-three Pre-Schools and Day Care Instructors, (including the development and distribution of a Classroom Curriculum, and brochures) Training was held April 25-26, 2006 at the Safety Training Academy.

Collaborated with the Water Safety Task Force and the Boys and Girls Club of Greater Milwaukee to offer free swim lessons to children.

Provided the Water Safety Teaching Curriculum and brochures to the Boys and Girls Club of Greater Milwaukee to be utilized at all of their sites to teach Water Safety during the past Summer.

Implemented the Second Annual Water Safety Shoppers Program at three (3) area grocery stores; El Rey, Jewel Osco and Lena's Food Market.

In cooperation with the Community Services Division collaborated on outreach programs to address, broaden the awareness and to educate students and the community of the dangers of firearms (distribution of "Kids and Weapons" and "IT'S TIME TO STOP THE VIOLENCE" Let's Start with Weapons" brochures).

On an ongoing basis provided Car Seat Installations and Presentations on Seat Belt Safety including the distribution of the new Booster Seat Law Pamphlet.

Coordinated the "Annual International Walk Our Children To School Day" on October 4, 2006 at Guadalupe Elementary School. There were one hundred and fifty participants including elected officials.

Conducted Training Programs to participating schools with a School Cadet Program.

Coordinated Recognition Luncheons for selected schools with outstanding School Cadet Programs:

Exchange Club Recipients: Grantosa Elementary, St. Sebastian and Cooper Elementary

St. Joseph Foundation Recipients: St. Roman, Fairview and Curtin Elementary Schools

North Milwaukee Lions' Club Recipients: Parkview and Mt. Calvary Lutheran Schools

Wisconsin Service League Recipients: Phillips Elementary School

Maintenance and upkeep of an adequate inventory of uniforms, rule books for the administration of a School Cadet Program.

TRAFFIC SAFETY:

Successfully facilitated the transfer of the administration of all Court Mandated Referrals from the Municipal Court to the Safety Division for the Defensive Driving Class. This included Administrative Procedures and appropriate forms for the tracking of referrals for the Municipal Court to verify compliance and participation.

In cooperation with the City Clerk's Office-Licensing Division and City Attorney's Office, revised the Public Passenger Vehicle Test and the Defensive Driving Course.

In cooperation with DPW-Infrastructure Services Division assisted with the implementation of the Street Share Program. (Program aimed to educate citizens regarding the rules of the road, safety and quality of life issues.)

On a continuous basis disseminated "Slow Down" signs to elected officials, city residents and community organizations. Set up the Speed Display Board in designated areas of the City of Milwaukee upon request.

Conducted forty-three Defensive Driving Courses and Public Passenger Vehicle Test. There were nine hundred and six participants enrolled in the DDC and PPV Classes.

Provided coordination and administration of the Line of Sight Ordinance:

Conducted twenty-eight on sight inspections to homeowners and followed with written communication regarding corrective action needed to comply with Ordinance.

CITYWIDE CENTRAL SAFETY COMMITTEE:

Staff represents the MPD on this committee and serves as Co-Chair of the Training Committee

In an effort to reduce the number of work related injuries within the Department, staff analyzed all work related injury statistics Quarterly and developed Safety Tips to address and reduce injuries within the work place. These Safety Tips were prominently posted in all work locations (**STRESS WARNING SIGNS and SLIPS, TRIPS and FALLS**).

MEDIA/PUBLIC RELATIONS:

On a continuous basis provided news releases to the Public Information Officer on traffic statistics, special holiday safety tips, Water and Pedestrian Safety, for distribution to the media.

On air appearances at 1290AM and 860AM Radio Stations and Channel 25 "Insight Program". Public Service Announcements on Safety Tips were aired on Channel 25 and Wisconsin On Demand Television Stations.

In cooperation with the University of Wisconsin- Milwaukee's Asian Studies Program and the Community Services Division provided written materials in Hmong and Spanish to area local publications.

OUTREACH EFFORTS:

Implemented a collaborative initiative with the Community Services Division to implement a "Speed Watch" Program to address the issues on speeding on Appleton Ave., Lisbon Ave and Burleigh Street.

In cooperation with the DPW-Infrastructure Services Division- Traffic Engineering employed various traffic initiatives to address speeding within the community.

Provided ongoing support to various organizations seeking ways to reduce speeding in area residents.

2006 SAFE GAP TRAFFIC STUDIES

INTERSECTION	# OF STUDIES
HARTFORD/MARYLAND	2
KENWOOD/MARYLAND	2
DOWNER/HARTFORD	2
12 TH /BROWN	2
76 TH /BLUEMOUND	2
51 ST /NORTH	2
51 ST /MEINECKE	2
9 TH /BURLEIGH	2
ABERT/PT. WASHINGTON	2
BUFFUM/NORTH	2
35 TH /BROWN	2
BURLEIGH/HUMBOLDT	2
28 TH /CENTER	2
27 TH /CLARKE	2
GALENA/HAWLEY	2
KING/VIENNA	2
LOCUST/TEUTONIA	2
8 TH /RING	2
28 TH /WELLS	2
28 TH /WISCONSIN	2
GREEN BAY/VILLARD	4
53 RD /KEEFE	2
30 TH /GRANT	2
29 TH /GRANT	2
8 TH /SCOTT	2
10 TH /MANITOBA	2
11 TH /MANITOBA	2

SCHOOL CROSSING GUARD ANNUAL MEETING

AUGUST 21, 2006

**MILWAUKEE POLICE SAFETY TRAINING ACADEMY
6680 NORTH TEUTONIA AVE.
GYMNASIUM AUDITORIUM
9:30A.M.-11:30A.M.**

AGENDA

**WELCOME ----- Safety Director Florence Dukes
Deputy Inspector Ramon Galaviz**

**RECOGNITION ----- Perfect Attendance
20 Years of Service or more
Service Stripes**

**SPEAKERS ----- Personnel Analyst Barbara Melendez
Personnel Issues
Sgt. Shunta Boston-Smith
*" Ethics in the Workplace"***

**KEYNOTE SPEAKERS ----- Sgt. Linda Reaves
Sgt. Winfrid Finkley
"Cultural Competency"
*and "Dealing with the
Public while on the
Job"***

REVIEW OF PACKAGE



Milwaukee Police Department Training Bureau



School Crossing Guard Training

October 28, November 4, 11, 2006

2006	9:00 – 9:15 AM	9:15 – 11:45 AM	11:45 – 12:15 PM	12:15 – 1:15 PM	1:15 – 3:00 PM
Saturday October 28 th Room 235 Library	Welcome And Orientation Safety Director Florence H. Dukes	Cultural Competency Sgt. Linda Reaves	LUNCH	Traffic Law P.O. Geoffrey Williams	Crossing Problems Safety Specialist Sr. Delores Thomas
2006	9:00 – 11:00 AM	11:00 – 12:30 PM	12:30 – 1:00 PM	1:00 – 3:00 PM	
Saturday November 4 th Room 235 Library	Professionalism On the Job/ Community Relations Sgt. Shunta Boston-Smith	Street Gangs Det. Mary Schmitz Det. David Baker	LUNCH	Rules/Procedures Safety Specialist Sr. Lishunda Patterson	
2006	9:00 – 10:30 AM	10:30 – 11:00 AM	11:00 – 12:00 PM	12:00 – 12:30 PM	1:15-2:00 PM
Saturday November 11 th Room 182	Medical Emergencies Lt. Stephen Basting	Cure for Conflict Safety Specialist Sr. Sherry Nelson	Children in Traffic Safety Specialist Sr. Sherry Nelson	Lunch	Photo/ Graduation Gym/Room 142

Our School is participating in

The Milwaukee Safe Routes to School

Education, Enforcement & Encouragement Campaign

Our School encourages all children to walk to school SAFELY.

Our School asks parents to DRIVE AWARE.

As children share the streets with motorists
SLOW DOWN and be more alert while driving.

Teach children to cross streets only at crosswalks.

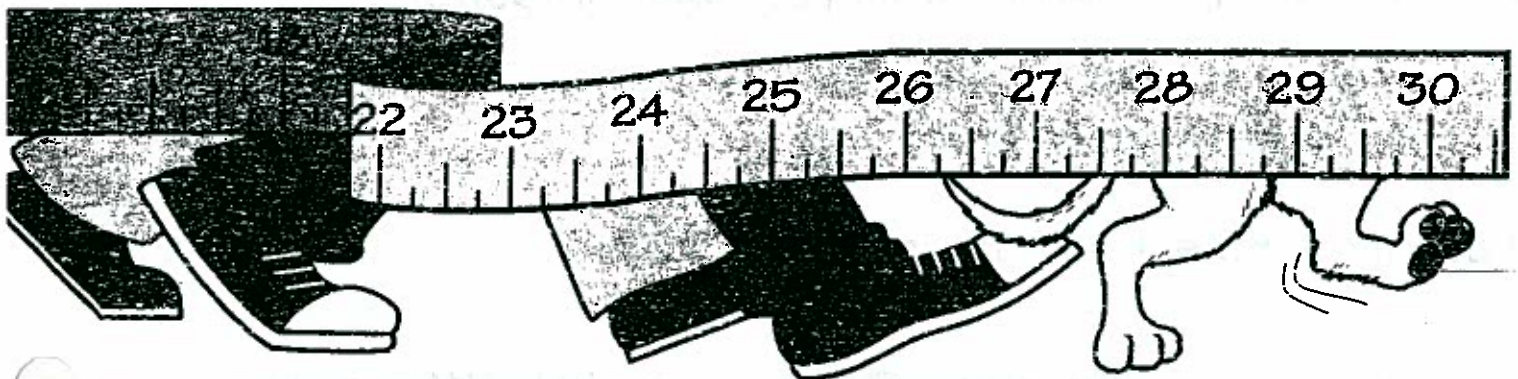
We need YOUR help to make our community safe.

TRAFFIC LAWS WILL BE ENFORCED!

For more information call the Milwaukee

Police Department Safety Division at (414) 935-7990

Please see other side for ways you can help



Walk Safe Drive Aware

Walk Safe Drive Aware

- Obey traffic laws.
- SLOW DOWN IN SCHOOL ZONES.
- Always drive at or below posted speed limits.
- Yield to pedestrians in crosswalks.
- Obey crossing guards. Stop as they help children cross the street.
- Avoid making U-turns, blocking a fire hydrant, intersection or crosswalk in school zones.
- Avoid double parking. Double parking creates an unsafe situation for children trying to cross streets.
- If you must drive children to school, drop them off only in posted drop off zones.
- Proceed with caution around stopped school buses.
- Encourage children to walk together to school.
- Walk more often with your child to places in your neighborhood.
- Create safe streets in your neighborhood.

If you are unclear about traffic laws, read the Wisconsin Motorists Handbook. Copies are available at your school.