

2014-2015 NATIONAL SCHOOL BUS LOADING AND UNLOADING SURVEY



School Bus
Safety Unit

www.ksde.org

November 2015

The National School Bus Loading and Unloading Survey is a collection of fatality accident records provided by the state agencies responsible for school transportation safety and/or accident records*. Only those fatalities involving school children in or around the loading or unloading areas of a school bus or transit bus are included in this survey. On-board fatalities are excluded.

This survey is provided annually to the school transportation industry in an effort to alert individuals and organizations of the dangers involved in loading and unloading school children. Fatalities continue to occur at the bus stop, caused by a variety of circumstances and errors on the part of the school bus driver or passing motorist. It points out the continuing need for forceful, advanced instruction to school bus drivers and students, as well as the need to increase our efforts to thoroughly inform the driving public about the requirements of the school bus stop law.

** Numbers are only as accurate as the reporting agency has provided.*

2014-2015 National School Bus Loading and Unloading Survey

Please note, that this edition (National School Bus Loading and Unloading 2014-2015) is only available online. Please feel free to reproduce and utilize the survey data as desired, as it is provided specifically for this purpose.

For more information contact:



School Bus Safety Unit
Kansas State Department of Education
Landon State Office Building
900 SW Jackson Street, Suite 356
Topeka, Kansas 66612-1212

(785) 296-3551

E-mail: kdrieling@ksde.org

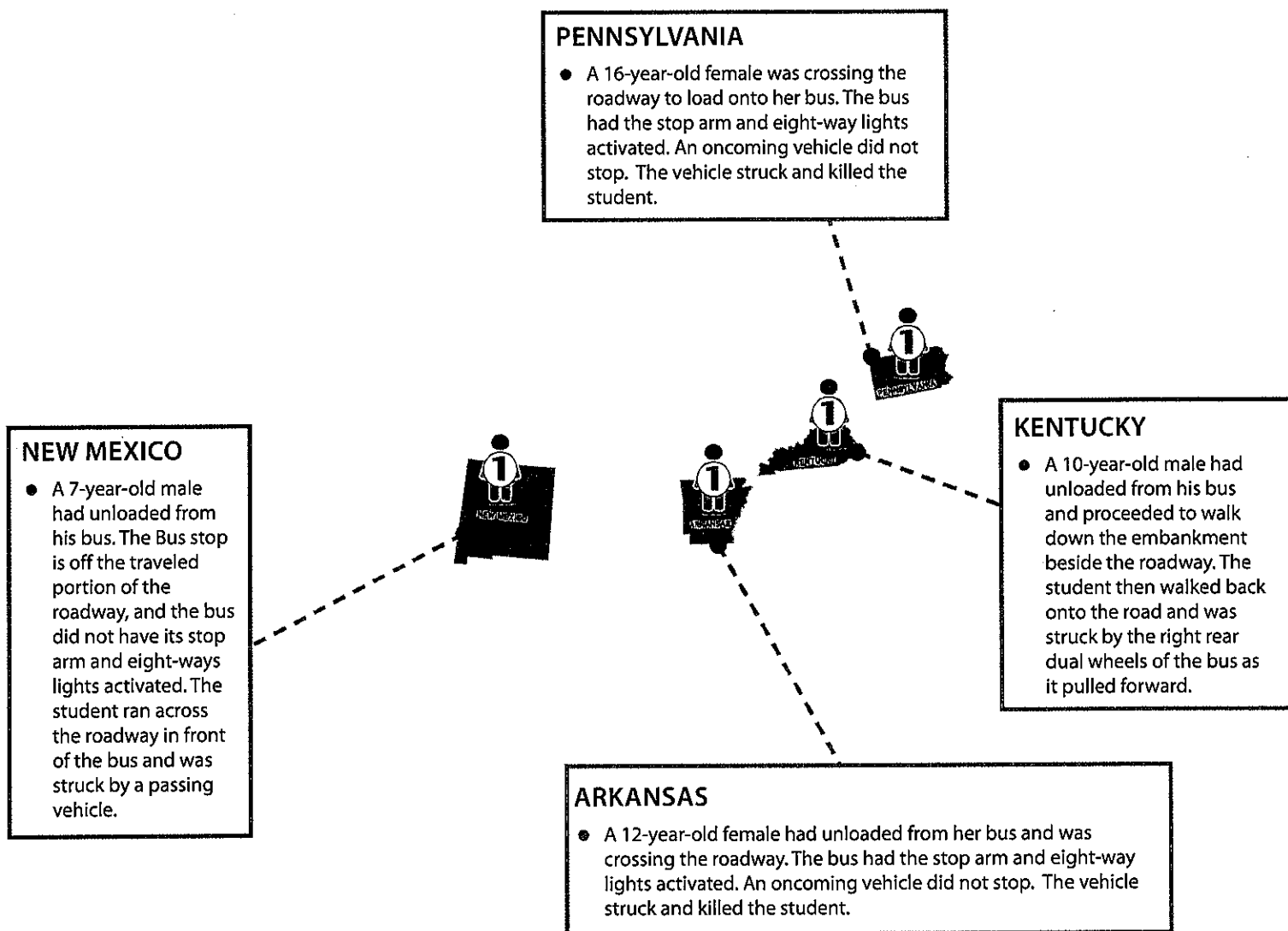
COVER PHOTO CREDIT: Photo is school bus inspection day at USD 306 Southeast Saline in Gypsum, KS.
Photo was taken by Kansas Highway Patrol Lieutenant J.L. Riedel



PHOTO CREDIT: 1st451, Ilc Photography

2014-2015 Reports of Fatalities by State.	1
• 50 States and Washington, D.C. Surveyed	1
Vehicle and Destination	2
45 Year Total: School Related Vehicle vs. Other Vehicle	2
4 School Year Totals:	
• School Children Killed by Vehicle Passing School Bus	2
• School Children's Position when Killed by School Bus	2
• Vehicle Type	2
• Objects Caught, Dropped Objects or Fell Down	2
Destination	2
45 Year Total: Destination	2
4 School Year Totals:	
• Destination	2
• Location of Fatality	2
Age and Gender Fatalities	3
45 Year Total: Age	3
4 School Year Totals:	
• Age	3
• Gender of Fatality	3
Day, Month and Area Conditions:	
• Day of the Week Fatality Occurred (2014 only)	4
4 School Year Totals:	
• Month of Fatality	4
• Light Conditions	4
• Weather Conditions	4
• Road Conditions	4
• Area Fatality Occurred	4
• Road Type	4
Survey Summary.	5

Reports of Fatalities by State: 2014-2015



50 States and Washington, D.C. Surveyed*

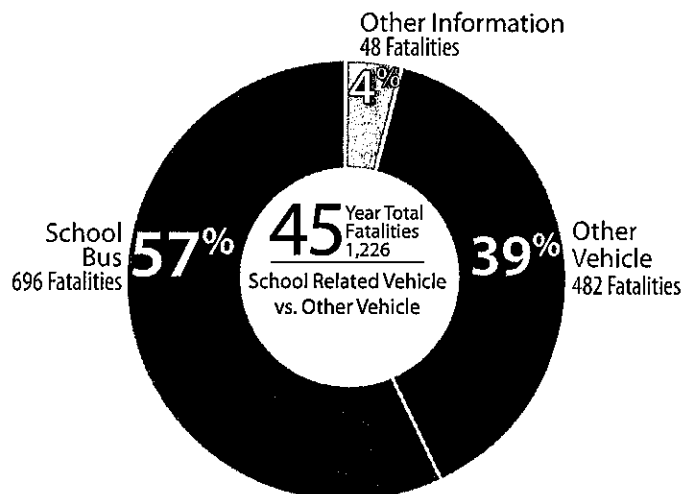
	2011	2012	2013	2014
Number reporting fatalities	8	5	7	4
Number reporting no fatalities	43	46	42	46
Number not Reporting	0	0	2	1

Total Fatalities: 4

* Washington D.C. did not respond to the survey.

Vehicle and Destination

School Related Vehicle vs. Other Vehicle



Vehicle Type

School Bus:	2011	2012	2013	2014
● Type A	0	0	0	1
● Type B	0	0	0	0
● Type C	1	3	3	0
● Type D	2	0	1	0
Public Transit	0	0	0	0
Other Vehicle	0	0	0	0
Unknown	0	0	0	0
TOTAL	3	3	4	1

School Children Killed by Vehicle Passing School Bus

	2011	2012	2013	2014
● Other Vehicle	6	6	6	3
○ Other Information	0	0	0	0
TOTAL	6	6	6	3

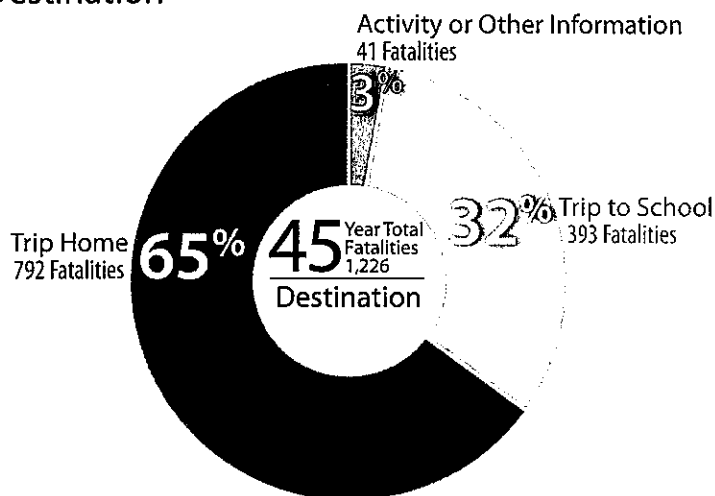
Objects Caught, Dropped Objects or Fell Down

	2011	2012	2013	2014
Object caught in:				
○ Handrail	0	0	0	0
○ Closed Door	0	0	0	0
Dropped Object	1	0	0	0
Other	0	0	0	0
TOTAL	1	0	0	0

School Children's Position when Killed by School Bus

SCHOOL BUS:	2011	2012	2013	2014
● Front	2	1	3	0
● Back	1	2	1	1
TOTAL	3	3	4	1

Destination



Location of Fatality

SCHOOL BUS STOP:

- Walking/Running to a.m.
- Walking/Running from p.m.
- Waiting a.m.
- Loading a.m.
- Unloading p.m.

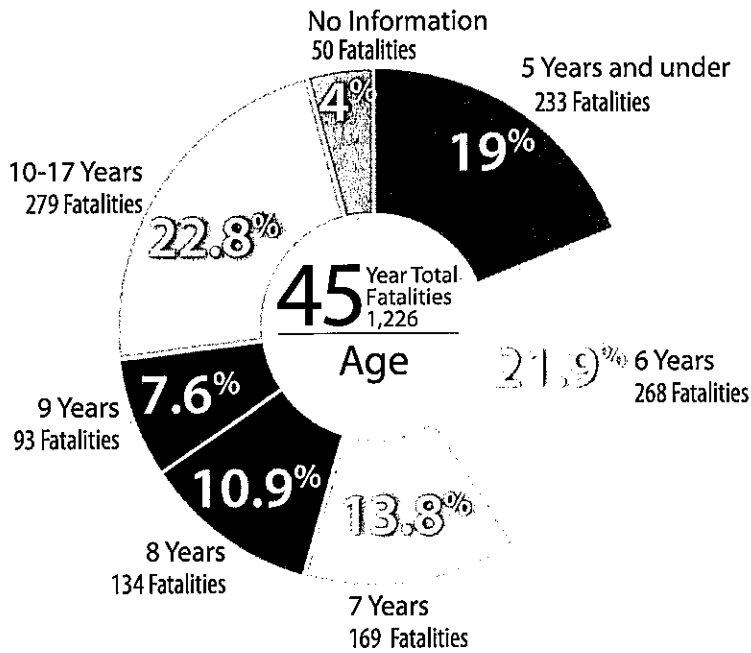
SCHOOL GROUND:

- Unloading a.m.
- Loading p.m.
- Road, Street or Highway
- Other
- No Information

	2011	2012	2013	2014
○ Walking/Running to a.m.	2	2	5	0
● Walking/Running from p.m.	2	1	0	1
○ Waiting a.m.	3	5	1	1
○ Loading a.m.	0	0	0	0
● Unloading p.m.	2	1	3	2
○ Unloading a.m.	0	0	1	0
● Loading p.m.	0	0	0	0
○ Road, Street or Highway	0	0	0	0
○ Other	0	0	0	0
○ No Information	0	0	0	0
TOTAL	9	9	10	4

	2011	2012	2013	2014
○ Trip to School	5	6	7	1
● Going Home	3	3	3	3
○ Activity or Other Information	1	0	0	0
TOTAL	9	9	10	4

Age and Gender of Fatalities



		2011	2012	2013	2014
5 years and younger	1 years	0	1	0	0
	2 years	0	0	0	0
	3 years	0	0	0	0
	4 years	0	0	0	0
	5 years	0	1	0	0
	6 years	0	0	5	0
	7 years	0	2	0	1
	8 years	0	1	1	0
	9 years	0	0	1	0
10-17 Years	10 years	1	1	0	1
	11 years	5	1	0	0
	12 years	1	1	0	1
	13 years	1	0	0	0
	14 years	0	1	1	0
	15 years	0	0	0	0
	16 years	0	0	0	1
	17 years	1	0	2	0
	No information	0	0	0	0
	TOTAL	9	9	10	4

Gender of Fatality

	2011	2012	2013	2014
Female	4	4	3	2
Male	5	5	7	2
Number not reporting	0	0	0	0
TOTAL	9	9	10	4



PHOTO CREDIT: Anna Cooper, USD 437 Auburn- Washburn

Day, Month and Area Conditions

Day of the Week Fatality Occurred

(2014 only)

Day:	Fatalities
Monday	2
Tuesday	0
Wednesday	0
Thursday	2
Friday	0
Saturday	0
Sunday	0
Unknown	0

Light Conditions

	2011	2012	2013	2014
Dawn	2	2	2	1
Dusk	1	0	0	0
Daylight	4	3	5	3
Dark	2	4	3	0
Unknown	0	0	0	0
TOTAL	9	9	10	4

Area Fatality Occurred

	2011	2012	2013	2014
Urban	3	1	8	1
Rural	6	8	2	3
No Information	0	0	0	0
TOTAL	9	9	10	4

Month of Fatality

	2011	2012	2013	2014
January	0	1	1	0
February	0	2	3	0
March	1	1	0	2
April	2	1	3	0
May	0	1	1	0
June	0	0	0	0
July	0	0	0	0
August	0	0	0	0
September	1	1	0	0
October	1	1	1	1
November	1	0	0	0
December	3	1	1	1
Unknown	0	0	0	0
TOTAL	9	9	10	4

Weather Conditions

	2011	2012	2013	2014
Clear	7	7	6	4
Cloudy	0	1	1	0
Cloudy/ Raining	0	0	1	0
Rain	1	1	1	0
Snow/ Sleet/Ice	0	0	0	0
Fog	1	0	1	0
Unknown	0	0	0	0
TOTAL	9	9	10	4

Road Type

	2011	2012	2013	2014
Gravel	1	1	0	0
City Street	1	0	4	1
State Highway	2	6	2	3
Federal Highway	1	0	0	0
Interstate	0	0	0	0
County Road	4	2	0	0
Other	0	0	4	0
TOTAL	9	9	10	4

Road Conditions

	2011	2012	2013	2014
Dry	7	8	7	4
Wet	2	1	3	0
Snow/ Slush	0	0	0	0
Ice/Snow Packed	0	0	0	0
Mud/Dirt/ Sand	0	0	0	0
TOTAL	9	9	10	4

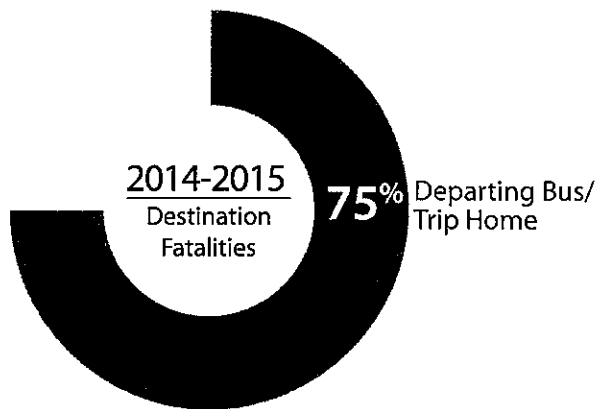


45 Year Total
Fatalities
1,226
Age

73.2% 1-9 Years
897 Fatalities

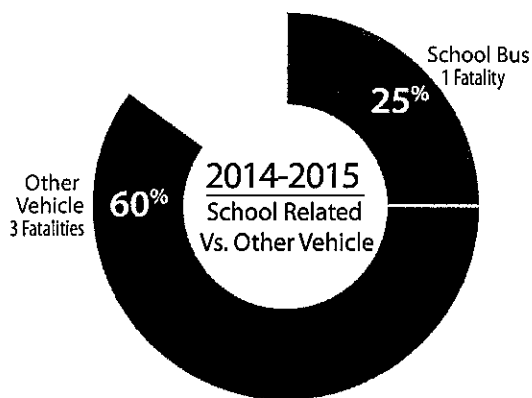
Survey Summary:

During the past 45 years the largest percentage of fatalities, 73.2% (897 fatalities), occurred to students 1-9 years of age.



In 2014-2015:

- Students departing from the bus or on their way home involved 75% of all fatalities.
- 25% of fatalities were attributed to the school bus. Those involving the "other vehicle" were 60%.





Great students. Great teachers. Great leaders. Great citizens.

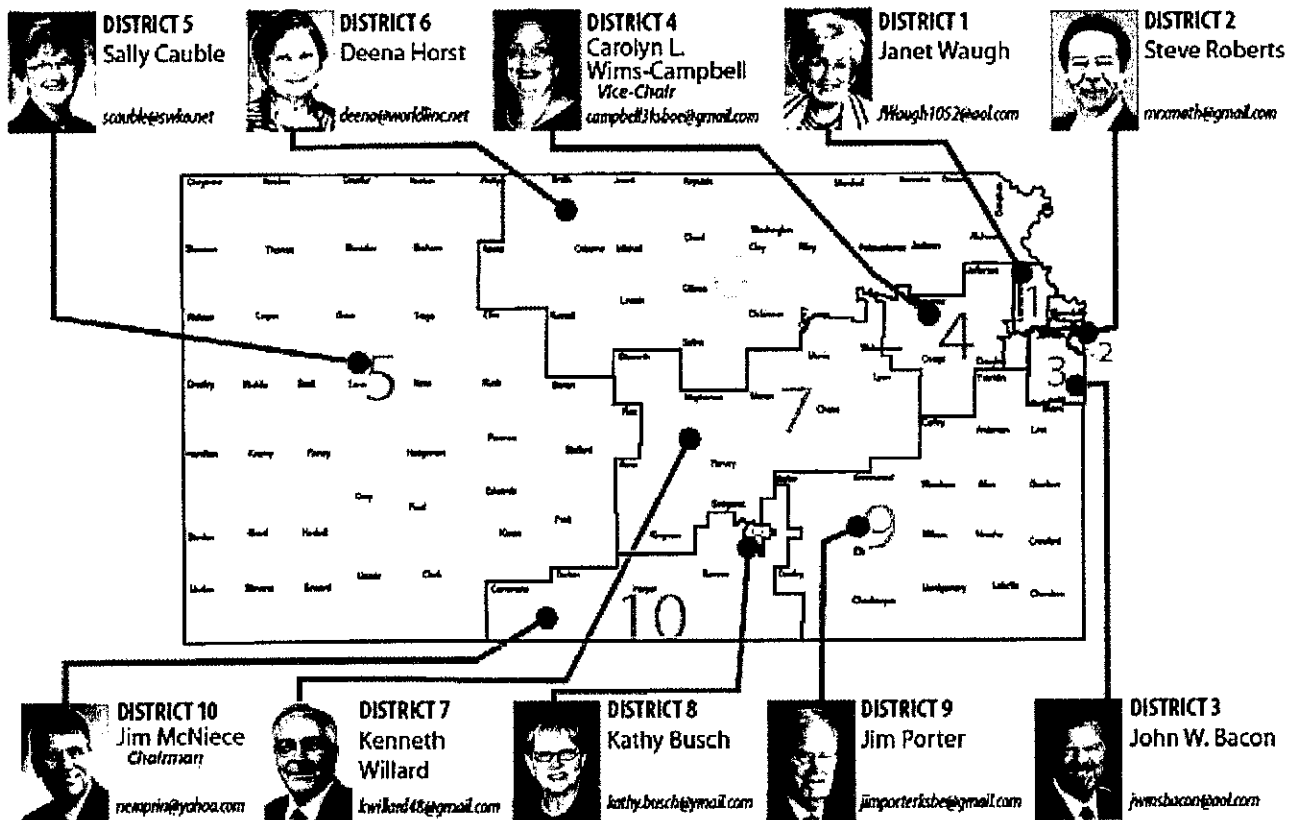
Kansas Board of Education
Kansas State Department of Education
Landon State Office Building
900 SW Jackson St., Suite 600
Topeka, Kansas 66612-1212

(785) 296-3203
www.ksde.org/Board.aspx

The mission of the Kansas State Board of Education is to prepare Kansas students for lifelong success through rigorous, quality academic instruction, career training and character development according to each student's gifts and talents. To accomplish this mission the State Board has identified five goals. They are as follows:

- Provide a flexible delivery system to meet our students' changing needs.
- Provide an effective educator in every classroom.
- Ensure effective, visionary leaders in every school.
- Promote and encourage best practices for early childhood programs.
- Develop active communication and partnerships with families, communities, business stakeholders, constituents and policy makers.

Adopted March 2013



Kansas State Department of Education
Landon State Office Building
900 SW Jackson St., Suite 600
Topeka, Kansas 66612-1212
www.ksde.org



KANSAS COMMISSIONER OF EDUCATION
Dr. Randy Watson
(785) 296-3202



DIVISION OF LEARNING SERVICES
Brad Neuenswander
Deputy Commissioner
(785) 296-2304



DIVISION OF FISCAL AND ADMINISTRATIVE SERVICES
Dale M. Dennis
Deputy Commissioner
(785) 296-3871

The Kansas State Department of Education does not discriminate on the basis of race, color, national origin, sex, disability or age in its programs and activities and provides equal access to the Boy Scouts and other designated youth groups. The following person has been designated to handle inquiries regarding the non-discrimination policies: KSDE General Counsel, Office of General Counsel, KSDE, Landon State Office Building, 900 SW Jackson, Suite 101, Topeka, KS 66612-1212, (785) 294-3201