

2016



Legislative Reference Bureau

www.milwaukee.gov/lrb



REDEVELOPMENT AUTHORITY

2016 Proposed Plan and Executive Budget Review

Prepared by: Jeff Osterman, Legislative Research Supervisor

Budget Hearing: October 16, 2015

Last Updated: October 9, 2015

Version 8.1



\$7,832,074

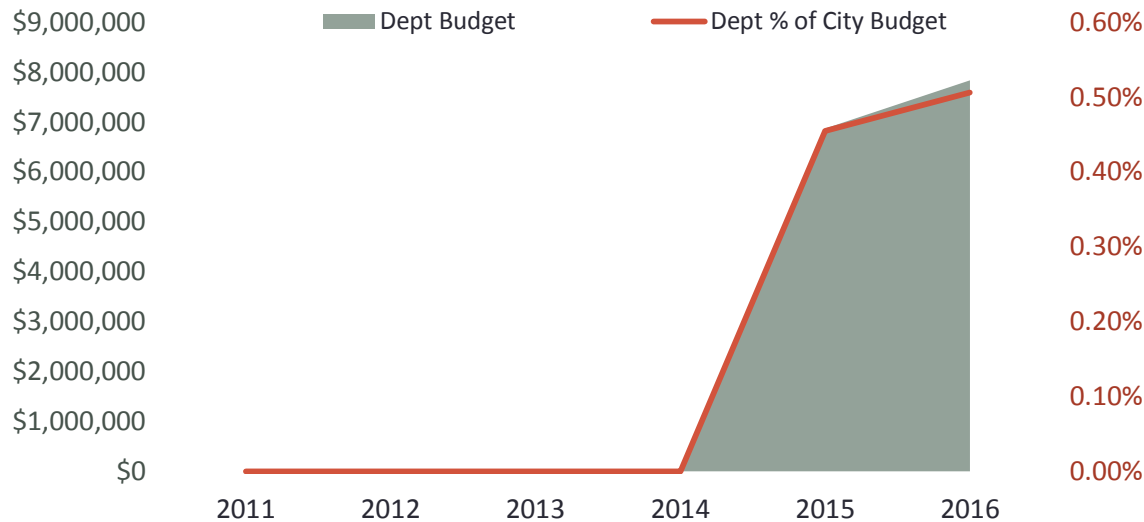
Proposed 2016 Budget

\$964,831

Change in Proposed Budget

14.0%

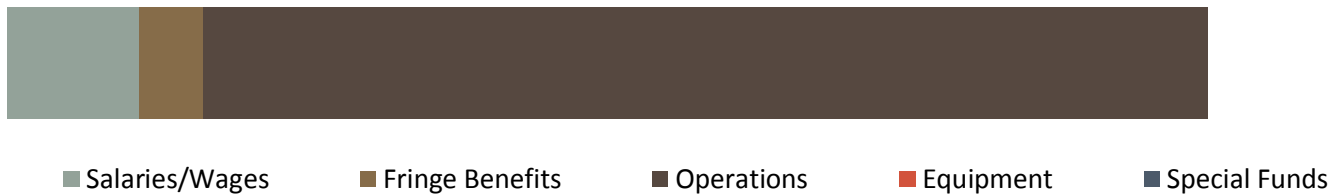
% Change in Proposed Budget



Departmental Budget Impact

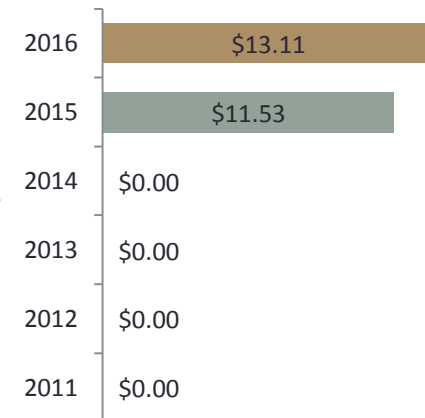
RACM is an independent corporation created by State law. It relies on DCD for professional, technical and administrative support, and receives a portion of its funding through the City's CDBG program.

Departmental Budget Appropriation Category



\$	\$863,532	\$414,495	\$6,554,047	\$0	\$0
%	11%	5%	84%	0%	0%
Δ	-6.6%	-0.3%	18.6%	0.0%	0.0%

Budget per Capita



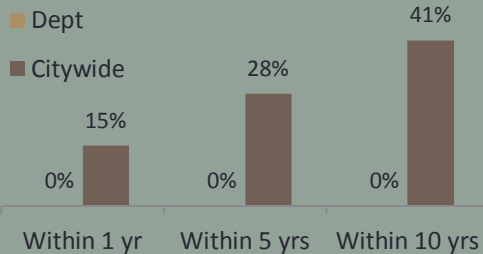
-\$62,170

Decrease in RACM's personnel costs (salaries and benefits), 2015-2016, a decrease of 4.6%.

43.0%

Percentage of RACM's 2016 Proposed Budget funded by RACM general funds, as opposed to CDBG, capital, grants or City funds.

Retirement Eligible



-6

Change in Positions

-30.0%

% Change in Positions

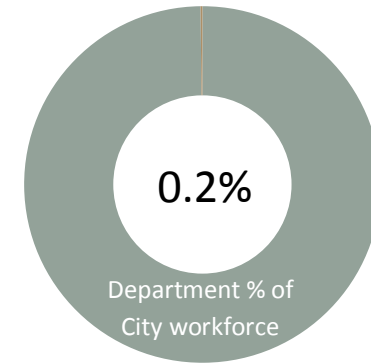
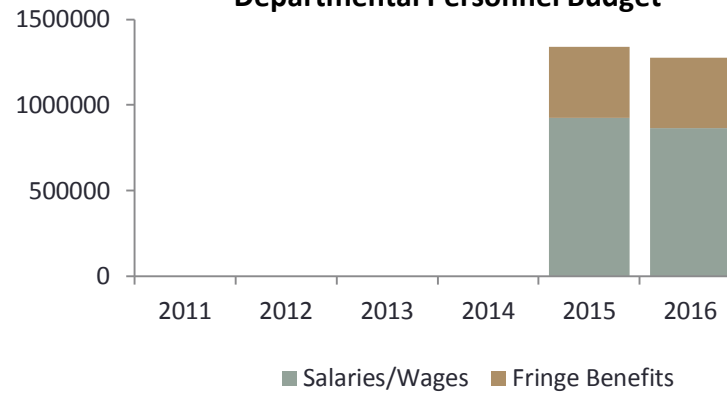
0

Current Vacancies

0

Voluntary Separations

Departmental Personnel Budget



Staffing Update

6 positions eliminated under 2016 Proposed Budget:

- Administrative Services Assistant
- Real Estate Specialist (one of 2)
- Real Estate Analyst
- RACM College Intern
- Lead Accountant-RACM
- Procurement & Compliance Manager

Staffing Update

Of the 6 positions being eliminated, only one – the Lead Accountant-RACM – was funded in 2015. The Lead Accountant-RACM is being transferred to the City's Budget (Dept. of City Development), but will still be funded by RACM (as a reimbursable).

Department Positions 2015-2016



\$1,027,001

Increase in RACM's Operating Expenditures, 2015 Adopted Budget to 2016 Proposed Budget, primarily due to 33% increase in Property Services (especially *in rem* property maintenance).

47.1%

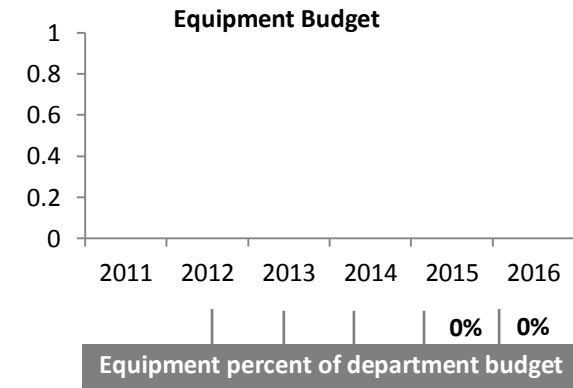
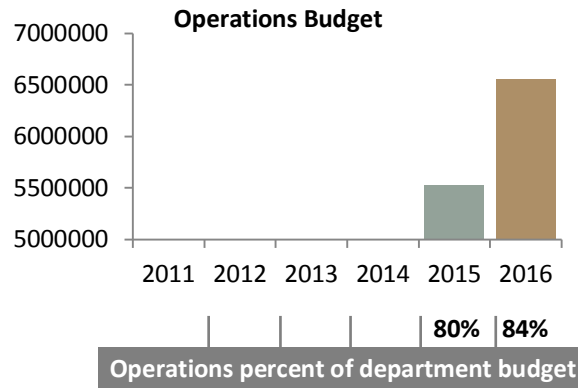
Proportion of RACM's projected 2016 revenues coming from grants, up from 41.3% in 2015.

+\$850,000

Anticipated change in RACM revenues from grants (non-CDBG), 2015 to 2016 – a 29.9% increase.

-20.0%

Percentage decrease in RACM CDBG funding, 2015 to 2016.



RACM Operating Expenditures

	2015 Budget	2016 Proposed
Property Services	\$2,863,678	\$3,812,937
Professional Services	\$1,955,551	\$2,042,812
Loans and Grants	\$400,249	\$396,512
All Other	\$307,568	\$301,786
Total	\$5,527,046	\$6,554,047

RACM Revenues by Type/Source

Revenue Type	2015 Budget	2016 Proposed
RACM General	\$2,825,921	\$3,033,601
CDBG Funding	\$871,276	\$697,000
CCRC*/Capital	\$301,461	\$382,274
Grants/City	\$2,868,586	\$3,719,201
Total	\$6,867,243	\$7,832,075

* Century City Redevelopment Corp.

RACM CDBG Funding

Category	2015	2016
RACM Administration	\$19,210	\$0
Land Management	\$143,288	\$0
Spot Acquisition	\$11,778	\$0
Environmental	\$28,000	\$28,000
Brownfields	\$169,000	\$169,000
30 th St. Stormwater	\$500,000	\$500,000
Total	\$871,276	\$697,000

Major RACM Grants

Category	2015	2016
EPA Grants	\$1,200,000	\$1,600,000
WEDC Idle Sites Grant	\$500,000	\$790,000
WI CMAQ	\$250,000	\$310,000
WI Dept. of Comm.	\$300,000	\$300,000
EDI Grants	\$295,000	\$295,000
WI DNR	\$125,000	\$125,000
WEDC SAG Grants	\$0	\$100,000