

2016



Legislative Reference Bureau

www.milwaukee.gov/lrb



DPW - PARKING

2016 Proposed Plan and Executive Budget Review

Prepared by: Aaron Cadle, Legislative Fiscal Analyst

Budget Hearing: October 15, 2015

Last Updated: October 9, 2015

Version 8.1



\$27,614,108

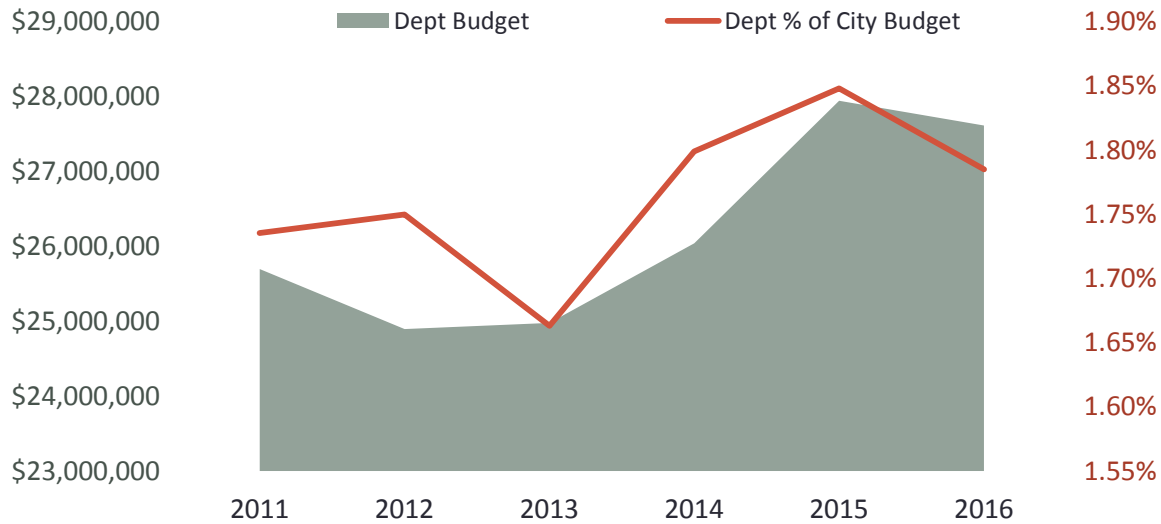
Proposed 2016 Budget

\$330,242

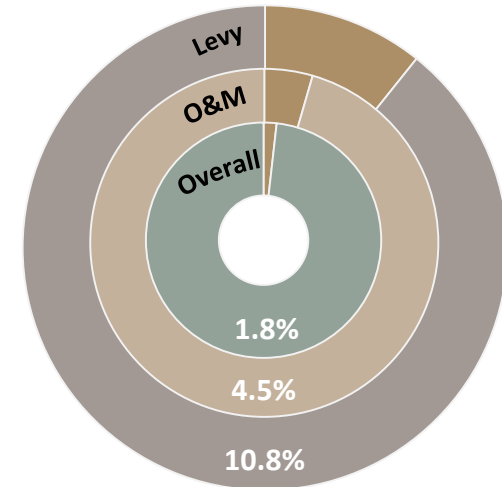
Change in Proposed Budget

1.2%

% Change in Proposed Budget



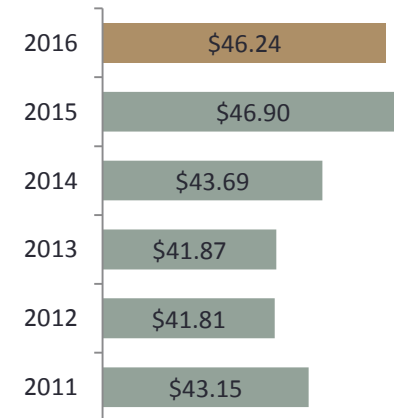
Departmental Budget Impact



Departmental Budget Appropriation Category



Budget per Capita



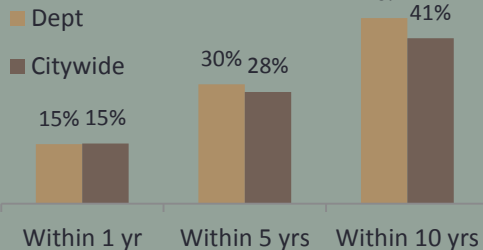
\$107,159

Increase in base salary costs – average raise 2.24%.

\$ -608,210

Decrease in fringe benefits costs – budget projection rate decline from 54% of net salary costs in 2015 to 41% in 2016.

Retirement Eligible



0

Change in Positions

0.0%

% Change in Positions

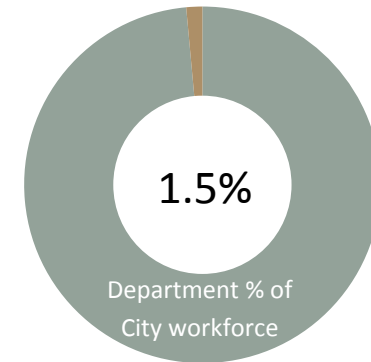
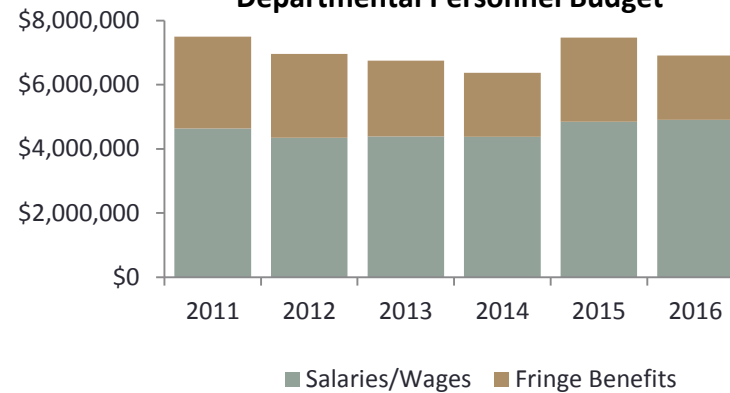
8

Current Vacancies

10

Voluntary Separations

Departmental Personnel Budget



Staffing Changes

No change in the number of authorized positions or FTE's for 2016.

Overtime

Overtime costs are projected to fall 33%, from \$150,000 in the 2015 Adopted Budget to \$100,000 in the Proposed 2016 Budget.

131

122

120

120

121

121

Department Positions
2011-2016

32,427

MKE Park mobile-phone app free downloads at the end of September, 2015, 5 months after launch.

96,602

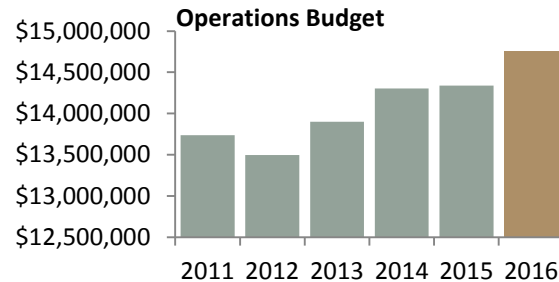
MKE Park mobile-phone app payments made in the first 4 months since program launch.

25%

Percent of “credit card” payments using the department’s MKE Park mobile-phone app during the final week of August.

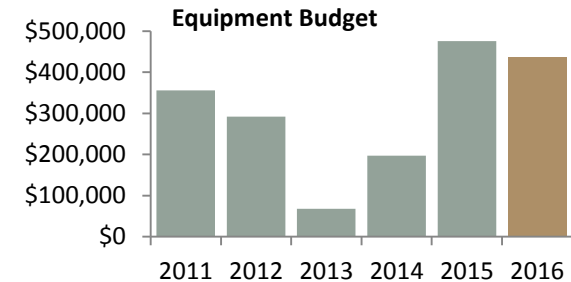
\$1,375,00

Combined funding budgeted in 2015 (\$675,000) and 2016 (\$650,000) for single-space “smart” parking meters. No “smart” meter purchases to date.



53% | 54% | 56% | 55% | 51% | 53%

Operations percent of department budget



1% | 1% | 0% | 1% | 2% | 2%

Equipment percent of department budget

MKE Park Data Mine

MKE Park, the department’s mobile-phone app for paying parking meters, was launched April 20, 2015. Each MKE Park user must open an account to make mobile-phone parking meter payments, which is expected to create a significant database of parking behavior the department expects to mine to better serve Milwaukee’s parking needs.

MKE Park Increasing “Credit” Revenues

Since launch, MKE Park payments have exceeded declines in other “credit” payments at LUKE multi-space meters. Weekly other “credit” revenues have declined approximately \$9,000 since launch of the mobile-phone app, while MKE Park revenues were \$12,035 during the last week in August.

Single-space “Smart” Meters

The department continues to evaluate 130 “smart,” single-space Liberty meters equipped with credit card readers, capable of also accepting mobile phone payments. These meters are provided by the vendor at no cost, and the City pays only a \$0.12 transaction fee for credit-card payments.

Smart Meter Vehicle “Sensor”

The department is negotiating with another vendor for a trial of 138 smart, single-space parking meters, at vendor expense, which will include sensors to detect whether parking spaces are occupied by vehicles. These sensors are above ground, rather than embedded beneath the parking lane, and would aid in gathering data for smart meter pricing.

46%

Parking citation revenues (\$19.5 million) as a portion of total parking revenues.

\$ -2,130,754

Decline (5%) in actual total parking revenues from 2013 to 2014.

\$ -2,108,108

Projected 2016 “loss” on parking operations after \$16.5 million transfer to the General Fund.

\$ -6,555,296

5-year decline in actual “earnings” before transfer to General Fund, from 2010 to 2014.

Debt Service Cost Increasing

Debt service for 2016 is projected to be \$3 million, roughly \$455,000 (17.5%) more than in 2010.

Capital Improvements Spending Steady

Actual average capital improvements spending over the past 5 years was \$1.63 million, slightly less than the \$1.78 million budgeted for 2016. The average debt incurred was 82% of average spending.

“Earnings” vs. Transfers to General Fund

The 5-year average of actual “earnings” before transfers to the General Fund was \$18.7 million, while the average transfer to the General Fund for the same period was \$20.3 million.

“Losses” After Transfers to the General Fund

In 4 of the last 5 years (2013 is the exception) the Parking Fund had a loss after transfers to the General Fund. The average actual loss for the 4 years was \$2.7 million.

Current Ratio Remains Strong

Despite declining cash reserves to fund “losses” budgeted in 2015 and 2016, LRB projects the Parking Fund’s current ratio (a measure of the department’s liquidity and financial vitality) will be 3.7:1 at year-end 2016, well above the Budget Office’s target of 2:1.

Payment in Lieu of Taxes

In addition to the Parking Fund’s transfers to the General Fund, the department pays an annual PILOT for use of City facilities, which averaged \$1.4 million for the 5-year period from 2010 to 2014.

Revenue Category	2012 Actual	2013 Actual	2014 Actual	2015 Adopted Budget	2016 Proposed Budget
Parking Citations	\$22,158,694	\$21,344,212	\$19,466,196	\$20,702,300	\$19,000,000
Parking Structures	\$6,503,786	\$7,175,291	\$6,821,100	\$6,981,000	\$7,179,500
Parking Meters	\$4,972,236	\$4,982,267	\$4,996,818	\$4,950,000	\$5,152,500
Parking Permits	\$3,887,663	\$4,283,438	\$4,055,331	\$4,031,300	\$4,034,000
Towing - Vehicles	\$3,766,134	\$4,199,150	\$4,292,339	\$4,000,000	\$4,200,000
Towing - Disposal & Other	\$1,425,866	\$1,183,764	\$1,332,753	\$1,100,000	\$1,200,000
Parking Lots	\$20,291	\$30,959	\$34,465	\$32,000	\$40,000
Miscellaneous	\$740,858	\$1,114,865	\$1,184,190	\$1,100,000	\$1,200,000
Total	\$43,475,528	\$44,313,946	\$42,183,192	\$42,896,600	\$42,006,000