

# 2016 BUDGET HEARING FINANCE AND PERSONNEL COMMITTEE



Milwaukee Police Department  
Chief Edward A. Flynn

# THEMES

- ▣ Continued Crime Reduction
- ▣ Strategic Community-Based Policing
- ▣ Continued Organizational Improvement

# UCR SUMMARY CRIME STATISTICS

## 2007-2014

2007-2014 Department of Justice UCR Summary Crime Statistics

OFFENSE	2007	2008	2009	2010	2011	2012	2013	2014	07-14 % Change	13-14 % Change
HOMICIDE	105	71	72	95	87	91	105	86	-18%	-18%
RAPE	502	408	388	299	347	396	404	398	-21%	-1%
ROBBERY	3,543	3,249	3,181	2,947	3,093	3,105	3,294	3,521	-1%	7%
AGG ASSAULT	5,170	4,989	3,924	3,737	3,256	4,507	4,408	4,833	-7%	10%
BURGLARY	6,217	6,350	6,578	6,207	7,080	7,039	6,500	5,899	-5%	-9%
AUTO THEFT	7,752	6,541	4,875	4,329	4,562	4,812	4,387	6,642	-14%	51%
THEFT	24,402	23,795	23,479	21,231	19,028	18,590	16,138	14,870	-39%	-8%
ARSON	349	320	359	249	272	309	292	275	-21%	-6%
VIOLENT CRIME	9,320	8,717	7,565	7,078	6,783	8,099	8,211	8,838	-5%	8%
PROPERTY CRIME	38,720	37,006	35,291	32,016	30,942	30,750	27,317	27,686	-28%	1%
TOTAL CRIME	48,040	45,723	42,856	39,094	37,725	38,849	35,528	36,524	-24%	3%

\*Data retrieved from the Uniform Crime Report extracts from the Wisconsin DOJ.

Preliminary UCR statistics are subject to change for a period of up to two years.

Homicide data for 2013 and 2014 updated by the Milwaukee Police Department.

Rape category reflects the FBI revised definition for all years (2007-2014).

Violent crime includes homicide, rape, robbery, and aggravated assault; property crime includes burglary, auto theft, theft and arson.

-Violent crime increased 8% in 2014 from 2013.

-Total crime is down 24% from 2007.

# NIBRS CRIME STATISTICS

## JANUARY-JUNE, 2007-2015

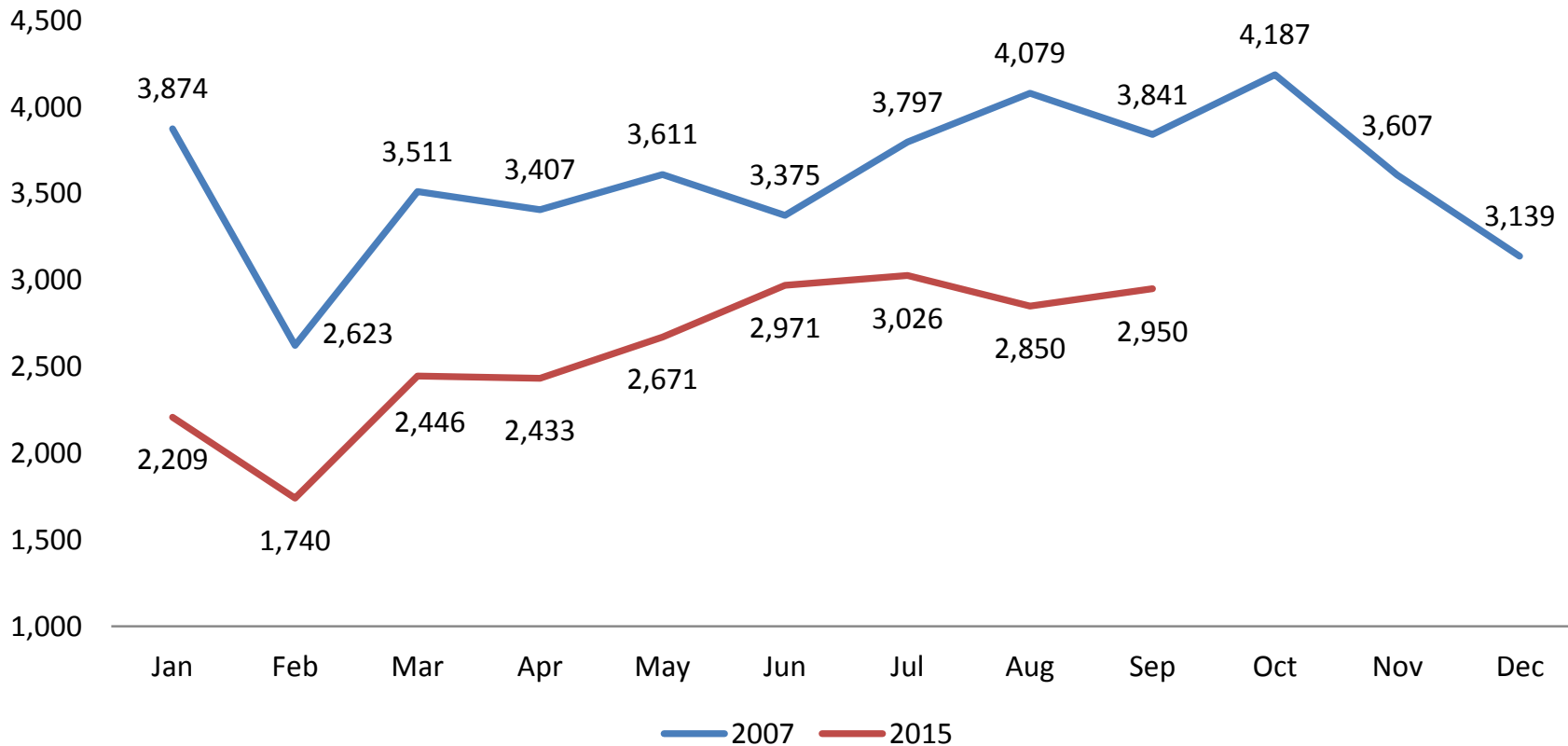
Offense	Jan-Jun 2007	Jan-Jun 2008	Jan-Jun 2009	Jan-Jun 2010	Jan-Jun 2011	Jan-Jun 2012	Jan-Jun 2013	Jan-Jun 2014	Jan-Jun 2015	2007-2015 % Change	2014-2015 % Change
Homicide	48	33	39	36	39	36	38	35	73	52%	109%
Forcible Rape	112	75	99	83	86	97	114	104	92	-18%	-12%
Robbery	1,608	1,411	1,384	1,244	1,337	1,234	1,483	1,557	1,670	4%	7%
Agg Assault	2,614	2,535	1,998	1,877	1,578	2,199	2,129	2,181	2,401	-8%	10%
Burglary	2,811	2,903	2,710	2,806	2,964	3,011	2,869	2,566	2,574	-8%	0%
Theft	10,077	9,686	9,217	9,149	7,514	7,441	6,280	5,565	5,004	-50%	-10%
Auto Theft	3,699	3,330	2,312	1,736	2,035	1,963	1,704	2,907	3,013	-19%	4%
Arson	150	138	145	108	134	160	127	110	117	-22%	6%
<b>Violent Crime</b>	<b>4,382</b>	<b>4,054</b>	<b>3,520</b>	<b>3,240</b>	<b>3,040</b>	<b>3,566</b>	<b>3,764</b>	<b>3,877</b>	<b>4,236</b>	<b>-3%</b>	<b>9%</b>
<b>Property Crime</b>	<b>16,737</b>	<b>16,057</b>	<b>14,384</b>	<b>13,799</b>	<b>12,647</b>	<b>12,575</b>	<b>10,980</b>	<b>11,148</b>	<b>10,708</b>	<b>-36%</b>	<b>-4%</b>
<b>Total Crime</b>	<b>21,119</b>	<b>20,111</b>	<b>17,904</b>	<b>17,039</b>	<b>15,687</b>	<b>16,141</b>	<b>14,744</b>	<b>15,025</b>	<b>14,944</b>	<b>-29%</b>	<b>-1%</b>

\*\*Data submitted by the Milwaukee Police Department and pending release of UCR Summary Based Statistics by the WI Department of Justice.

\*Data retrieved from the DCS for the time period of January 1 – June 30, 2007-2015. Preliminary DCS statistics are subject to change. Forcible rape reflects the legacy definition.

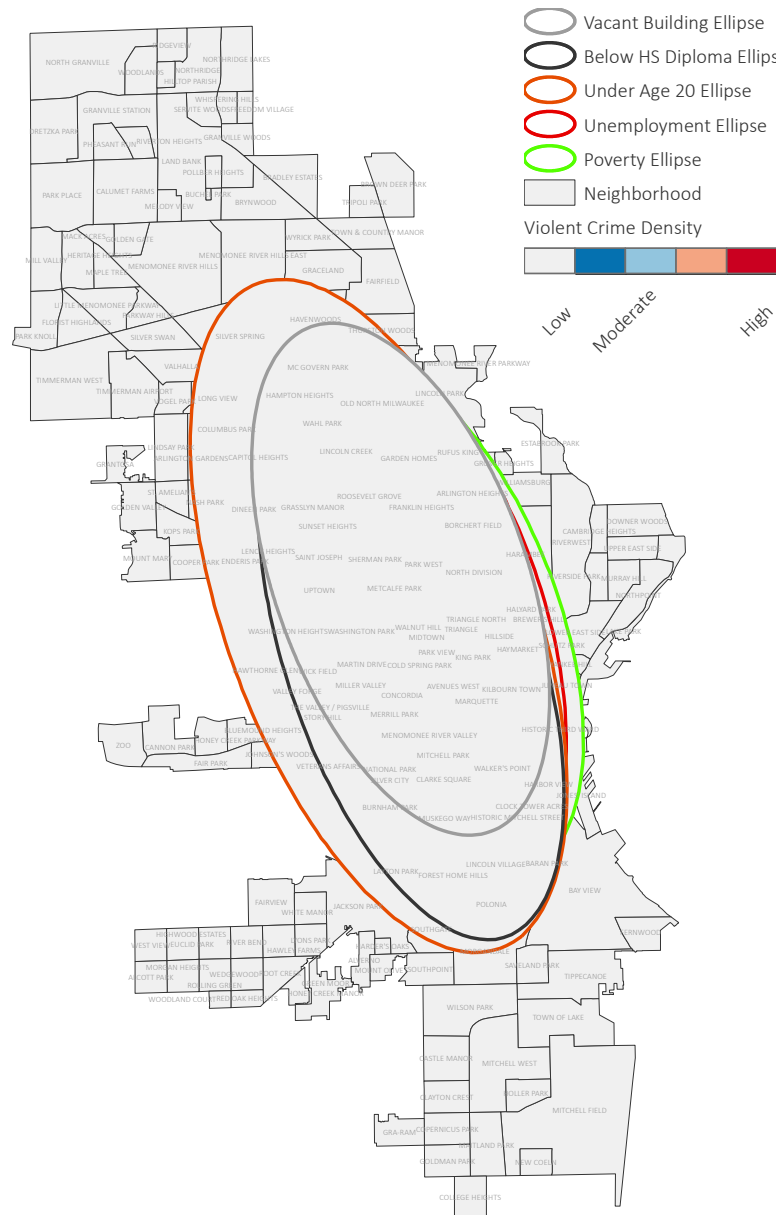
# PART 1 CRIME-NIBRS

## Part I Crime, 2007 & YTD 2015



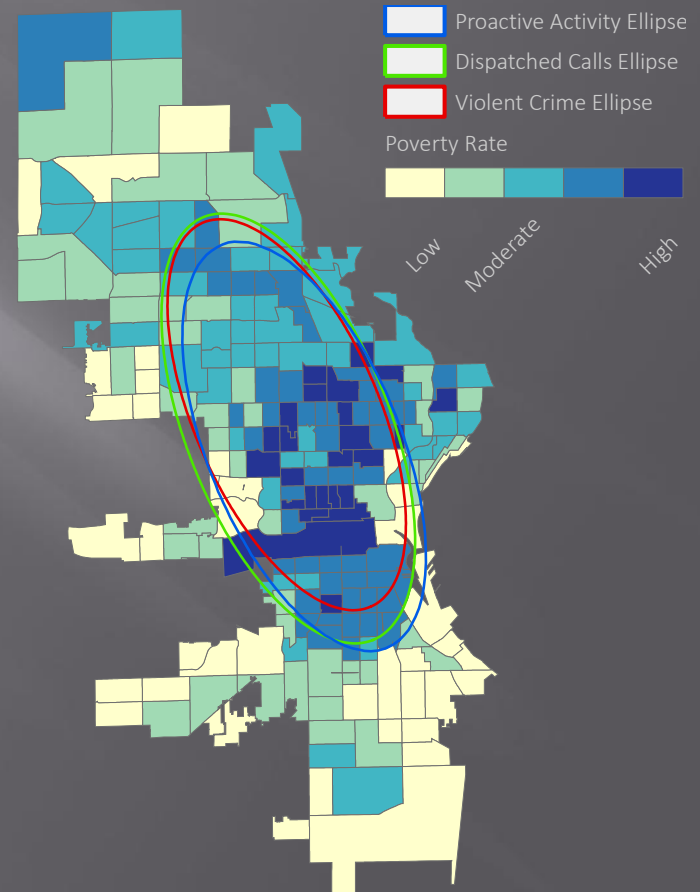
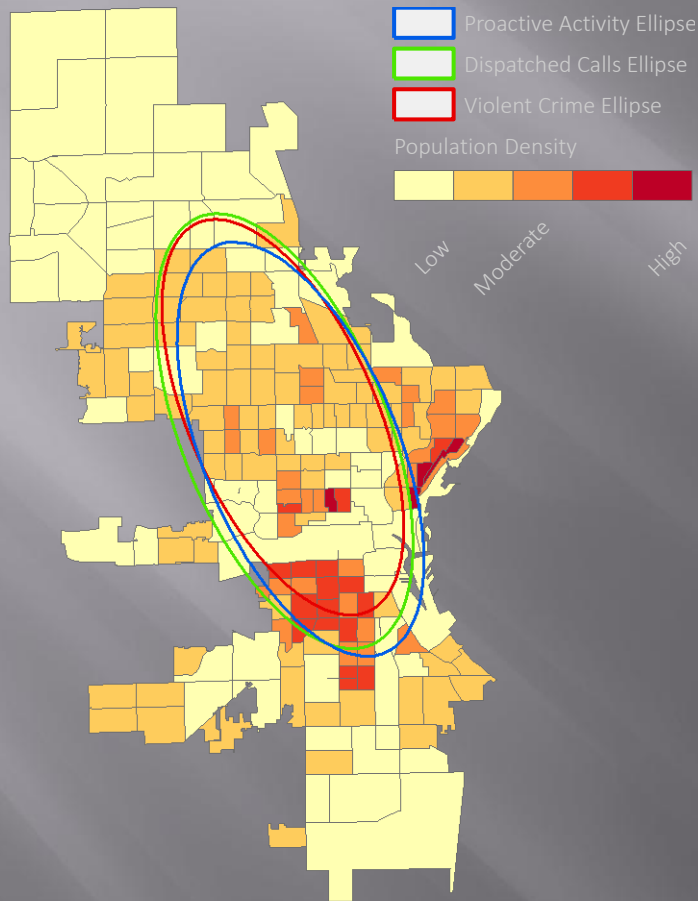
\*Data obtained from the DCS Fact Table based on the reported date and counts incidents of homicide, rape (new definition), robbery, aggravated assault, burglary, theft, motor vehicle theft, and arson for the time period of January 1 – December 31, 2007 and January 1-September 30, 2015.

# STRATEGIC POLICING



Violent Crime data retrieved from the Milwaukee Police Department Daily Crime & Service and include homicide, rape, robbery, and aggravated assault (1/1/2015 – 9/30/2015). Vacant building data retrieved from the Department of Neighborhood Services. Demographic data retrieved from the 2013 American Community Survey (ACS).

# 2015 Dispatched Calls for Service, Violent Crime, Proactive Activity, and Milwaukee Demographics



Dispatched calls for service and proactive activity data retrieved from the Computer-Aided Dispatch (CAD) system. Violent Crime data retrieved from the Milwaukee Police Department Daily Crime & Service and includes homicide, rape, robbery, and aggravated assault (1/1/2015 – 9/30/2015). Demographic data retrieved from the 2013 American Community Survey (ACS).



# STRATEGIC COMMUNITY-BASED POLICING

## ▣ **Building Neighborhood Capacity**

- ▣ Key White House Neighborhood Revitalization Initiative
- ▣ 2014: Metcalfe Park & Amani
- ▣ 2015: Clarke Square/Muskego Way
- ▣ Helping communities secure resources for better results around education, employment, safety, housing, health, economic vitality

## ▣ **Byrne Criminal Justice Innovation**

- ▣ DOJ initiative to enhance efficacy of law enforcement through relationship building and collaborative problem-solving
- ▣ Activate community by encouraging neighborliness, promoting positive norms, and enhancing informal social control
- ▣ 2014: Washington Park
- ▣ 2015 Finalist for Herman Goldstein Problem-Oriented Policing Award

## ▣ **Common Goals of BNCP and BCJI**

- ▣ Community-based revitalization through collaboration with neighbors, non-profits, philanthropy and government
- ▣ Federal technical assistance
- ▣ Milwaukee is the only city to be awarded both grants and is the only city with the police department acting as the grant coordinator



# STRATEGIC COMMUNITY-BASED POLICING (cont'd)

- ▣ **STOP – Students Talking it Over with Police**
  - ▣ National award-winning curriculum and model being expanded through our strong partnerships with Milwaukee Public Schools
  
- ▣ Dozens of additional formal community-based partnerships, including Sojourner Family Peace Center, MCORP, JMCORP, Project Safe Neighborhoods, Family Functional Therapy (DCF), Community Prosecution Units

# STRATEGIC COMMUNITY-BASED POLICING (cont'd): Ambassadors

- ▣ **Part of the Compete Milwaukee Program**
  - ▣ Partnership with Mayor Barrett, MAWIB and MPD
  
- ▣ **Goals**
  - ▣ Meaningful work experience
  - ▣ Strengthen community partnerships
  - ▣ Mentorship
  - ▣ Two-way ambassadorship
  
- ▣ **Program highlights**
  - ▣ Ambassadors paired with Officer Mentors
  - ▣ 20 hours/week work + 4 hours/week Academy Leadership training
  - ▣ Focus on community engagement
  - ▣ 100% retention

# CONTINUED ORGANIZATIONAL IMPROVEMENTS

- ▣ **Task Force on 21<sup>st</sup> Century Policing**
  - ▣ Build Trust & Legitimacy
  - ▣ Policy & Oversight
  - ▣ Technology & Social Media
  - ▣ Training & Education
  - ▣ Community Policing & Crime Reduction
  - ▣ Officer Wellness & Safety
- ▣ **Chief Flynn testified before the Task Force alongside other national figures in policing**
- ▣ **More than 60 Recommendations and 80 Action Items**
  - ▣ Nearly 1/3 of the Recommendations are federal responsibility
  - ▣ We are completing a thorough compilation of MPD's achievement of the Recommendations and Action Items and will present to the Board of Fire & Police Commissioners

# CONTINUED ORGANIZATIONAL IMPROVEMENTS

- ▣ WILEAG Accreditation Efforts
  - ▣ Recently completed our week-long site-visit
  - ▣ More than two years of work
  - ▣ Very positive feedback from the assessors from around the state
  - ▣ Anticipate a WILEAG Board vote in early November
- ▣ IT Investments
  - ▣ 190% increase in our IT spending since 2012
  - ▣ RMS, Radios, BWC, MDT replacements, Squad Video replacements...
  - ▣ Like many agencies, we could – and will – spend a decade establishing our ability to gather, access, analyze and use data and information
  - ▣ Significant sustained investments will continue to pay dividends: operationally; strategically; transparently

# DISCUSSION