

# **Homicide Review**

## **Public Safety Presentation**

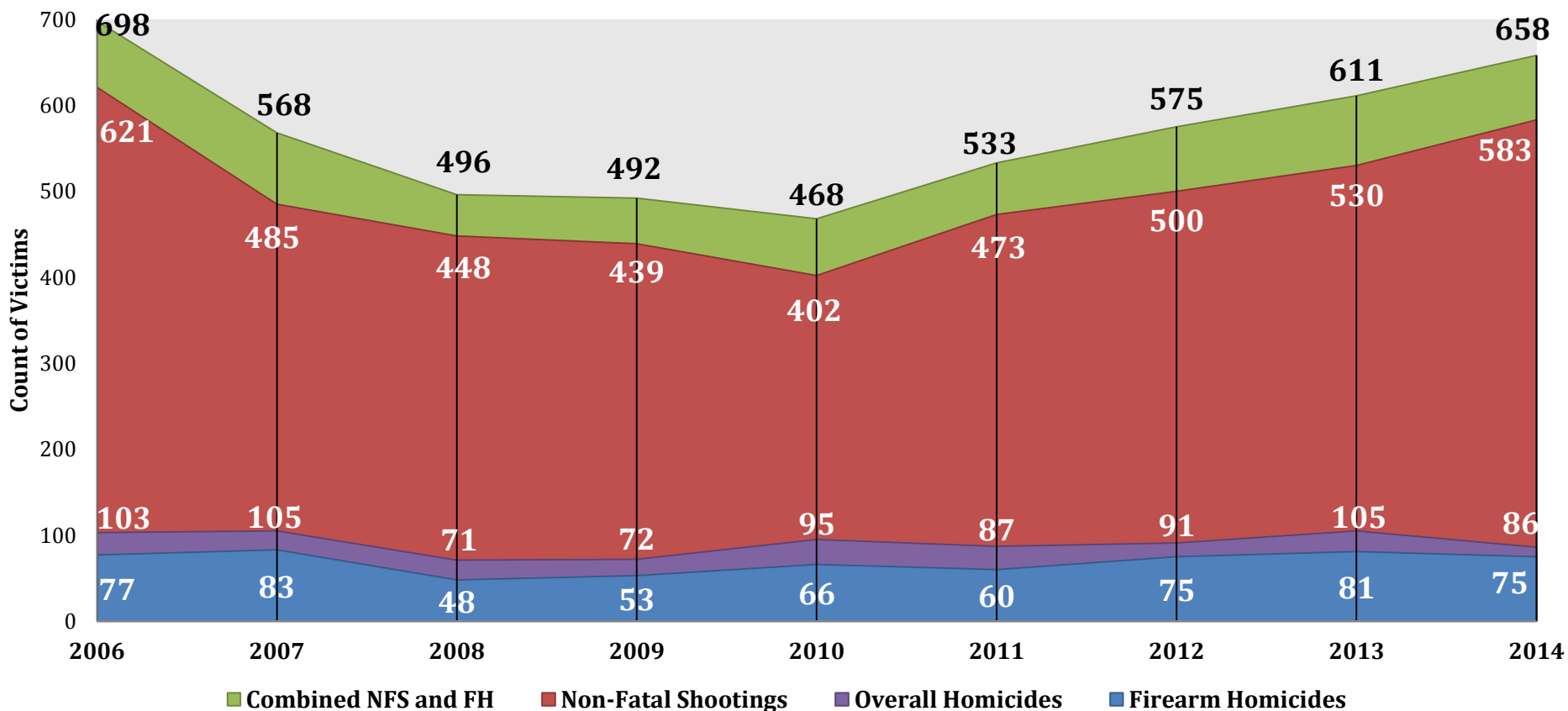
**Mallory O'Brien, PhD – Director, MCW**  
**Michael Totoraitis – Violence Prevention**  
**Research Coordinator, MHD-OVP**

**July 23, 2015**

# Firearm Violence in MKE

*Working towards the reduction of violence through innovative interagency collaboration*

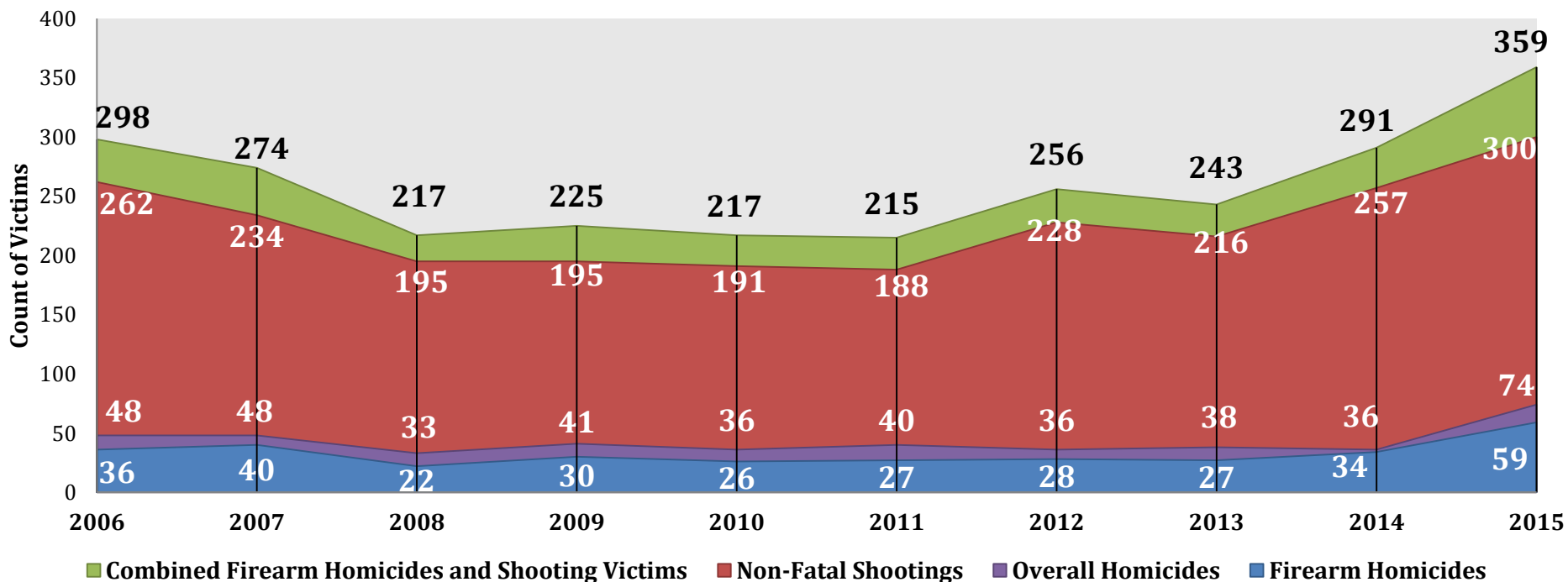
## Combined Firearm Homicide and Non-Fatal Shooting Victims by Year



# Firearm Violence in MKE

*Working towards the reduction of violence through innovative interagency collaboration*

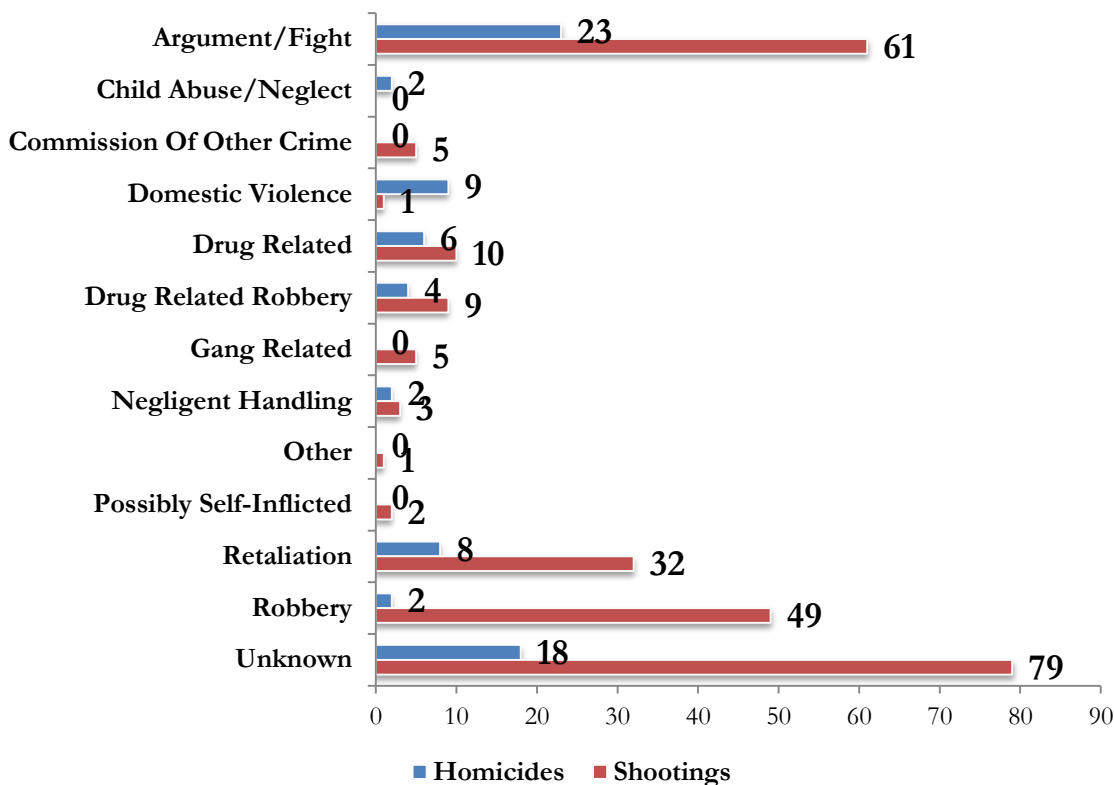
**Combined Firearm Homicide and Shooting Victims  
 by Year through 2nd Quarter (1/1 - 6/30)**



**2015 Homicides YTD – 87**  
**2014 Homicides YTD – 43**

**2015 Shootings YTD – 296**  
**2014 Shootings YTD – 249**

## Homicides and Shootings by Primary Factor (1/1/15-6/30/15)



### Drug Nexus compared to 2014:

- 23% (58), + 123%
- 22% (16), - 11%

### Argument/fight Detail:

- Argument/fight **homicides** are up 360% (5 to 23)
- Top reasons include: **Respect (8)**, **Unknown (4)**, **Jealousy (2)**
- Argument/fight **shootings** are up 9% (55 to 60)
- Top reasons include: **Respect (12)**, **Jealousy (10)**, **Unknown (9)** (\*Road Rage accounts for 5)

## **Juvenile Shooting Involvement:**

- 10% (31) of shooting victims were juveniles (decrease of 14% (36) from 2014)
- 4% (4) of the shooting suspects were juveniles (decrease of 33% (6) from 2014)

## **Juvenile Homicide Involvement:**

- 7% (5) homicide victims were juveniles (increase of 25% (4) from 2014)
- 8% (4) of the homicide suspects were juveniles compared to 0 juvenile suspects from 2014

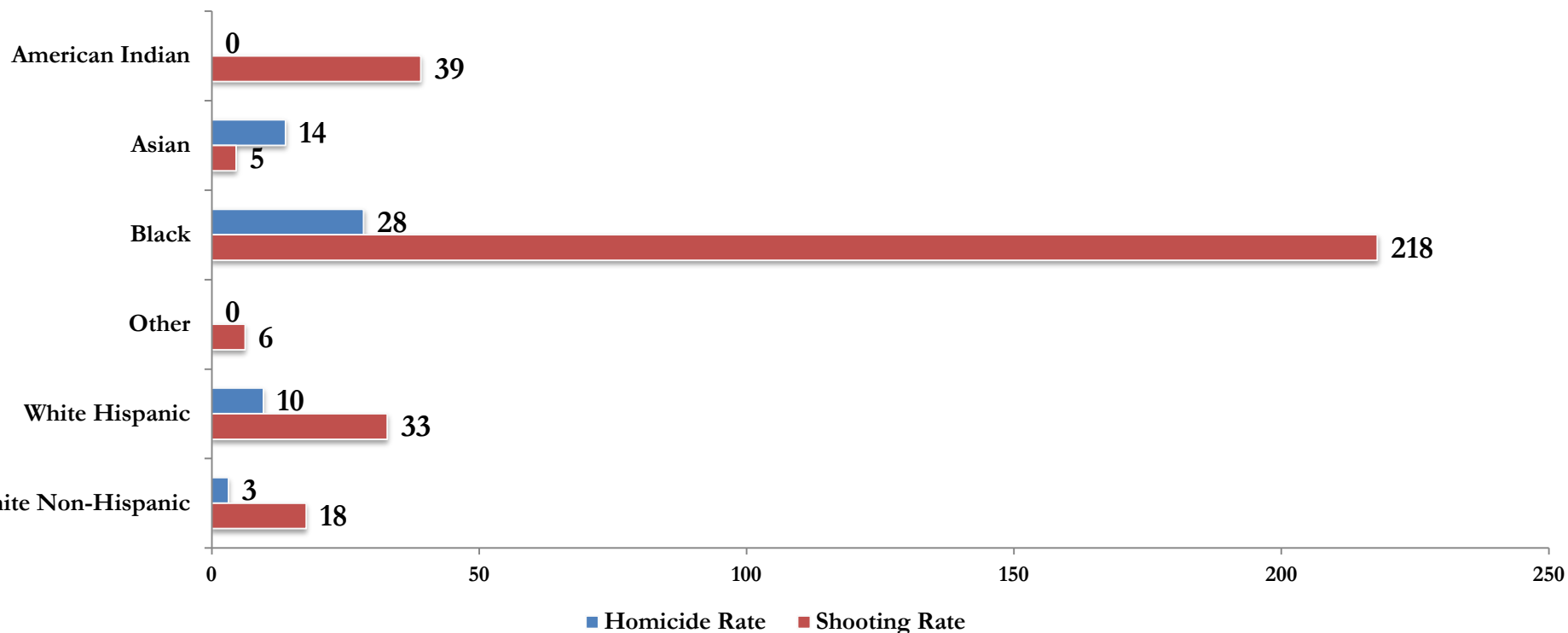
## **Location:**

- Increases of homicides in 53216 (+1200%, 1 to 13), 53210 (+700%, 1 to 8) and 53218 (+400%, 2 to 10)
- Shootings increased in 53225 (+267%, 3 to 11), 53216 (+129%, 17 to 39) and 53212 (+64% 14 to 23)
- Shootings in 53218 decreased 29% (24 to 17)

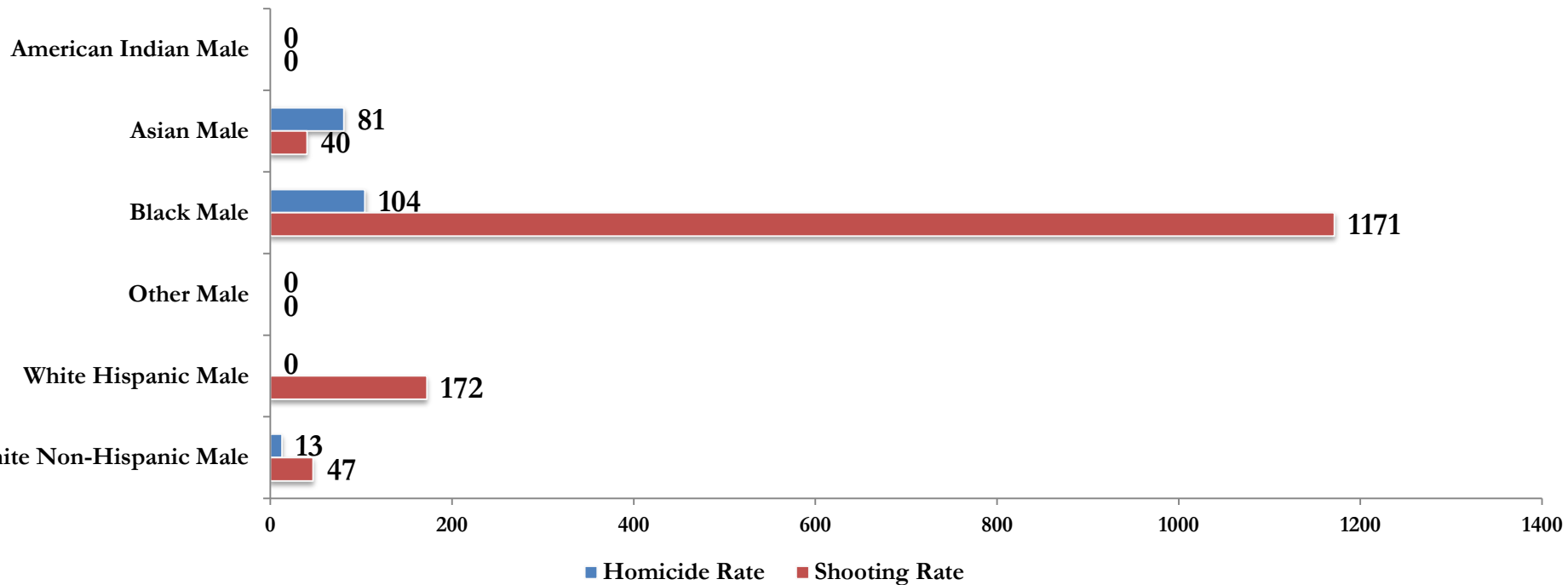
# 2014 Violence Rates

*Working towards the reduction of violence through innovative interagency collaboration*

### 2014 Violence Rates per 100,000 Inhabitants by Race/Ethnicity



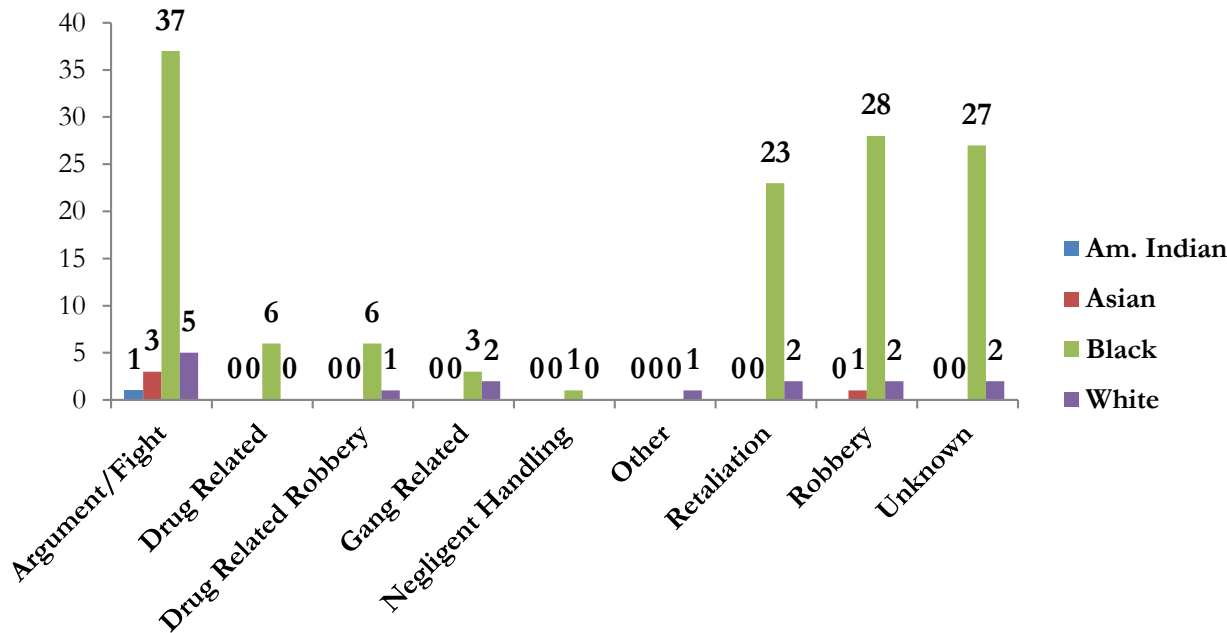
**2014 Violence Rates per 100,000 Inhabitants for Age 15-24 Males by Race/Ethnicity in Milwaukee**



# Multiple Offender Analysis

*Working towards the reduction of violence through innovative interagency collaboration*

**Primary Factor of Multiple Offender Incidents by Race/Ethnicity of Victim**  
 1/1/15-6/30/15



## Multiple Offender Incidents:

- +200% (36 to 108) shootings
- +47% (15 to 22) homicides

## Median Age of Victim: 24

- Over 85% of the victims are Black Males
- Over 71% of victims have criminal histories

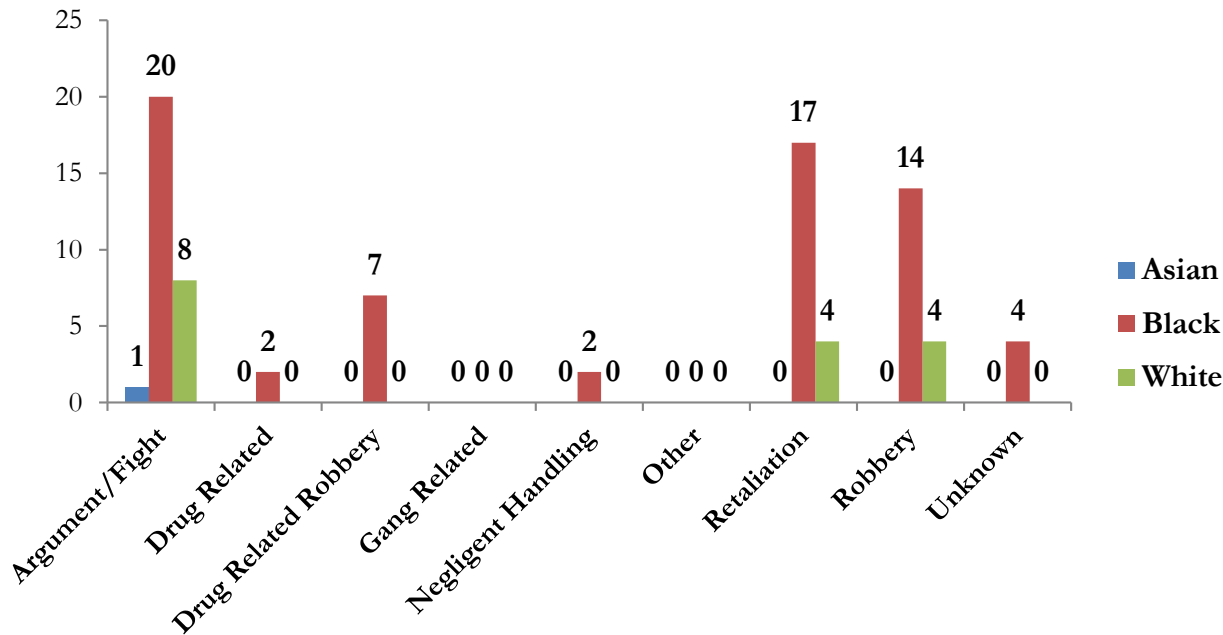


# Multiple Offender Analysis

*Working towards the reduction of violence through innovative interagency collaboration*

**Primary Factor of Multiple Offender Incidents by Race/Ethnicity of Suspect**

1/1/15 - 6/30/15



The top three primary factors:

- argument/fight (35%, 29),
- retaliation (25%, 21),
- robbery (22%, 18).
- +142% argument/fights
- +91% retaliation
- --33% in robbery incidents

**Median Age of Victim: 23**

- Over 80% of the suspects are Black Males
- Over 96% of the suspects had criminal histories

# Violence Prevention Recommendations Through the Years

*Working towards the reduction of violence through innovative interagency collaboration*

- Witness Protection
- Law enforcement access to juvenile data
- Milwaukee Collaborative Reentry Program
- Juvenile Milwaukee Collaborative Reentry Program
- Ordinances 105-91 (license premise) and 80-11 (after-set)
- Shooting Reviews 3.0
- Juvenile Justice – Sentinel Event
- Utilizing additional social determinant data sets for Community Service Provider Reviews
- MCDVSA integration
- Youth Reviews