

# Emerald Ash Borer

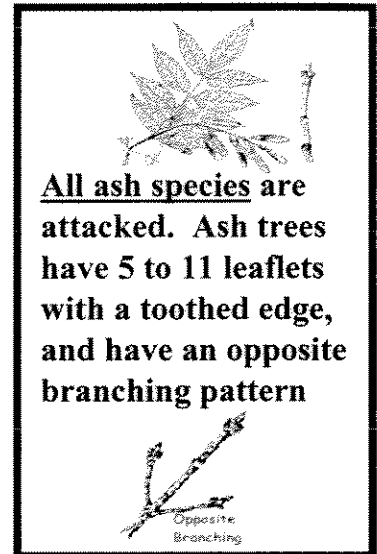
## Exotic Insect Attacking Ash Trees

The Emerald Ash Borer, (*Agrilus planipennis*) native to Asia, was found attacking and killing ash trees in Michigan in 2002. Millions of trees are dead or dying in southeast Michigan.



The Emerald Ash Borer has NOT been found in Wisconsin (4/2004).


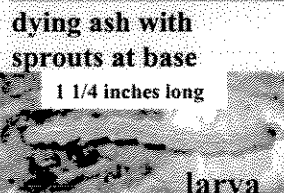
This insect can move around in infested firewood, logs and nursery stock, thus may already be in Wisconsin.



Help us look for this beetle!

### Have you seen 3 or more of these signs?

- ✓ Dying ash trees with sprouts on the trunk or at the base of the tree
- ✓ D-shaped holes in the bark of ash trees where adult beetles have emerged
- ✓ Flattened worm-like larvae boring under the bark of ash trees
- ✓ Winding tunnels under the bark created by larvae
- ✓ Bullet-shaped iridescent green adult beetles present from June to August



# Report Emerald Ash Borer

## 1-800-462-2803



Wisconsin DNR  
Division of Forestry  
Forest Health Protection



Wisconsin Department of  
Agriculture Trade and  
Consumer Protection



USDA Animal Plant Health  
Inspection Service