



MEMORANDUM

LEGISLATIVE REFERENCE BUREAU

WWW.MILWAUKEE.GOV/LRB

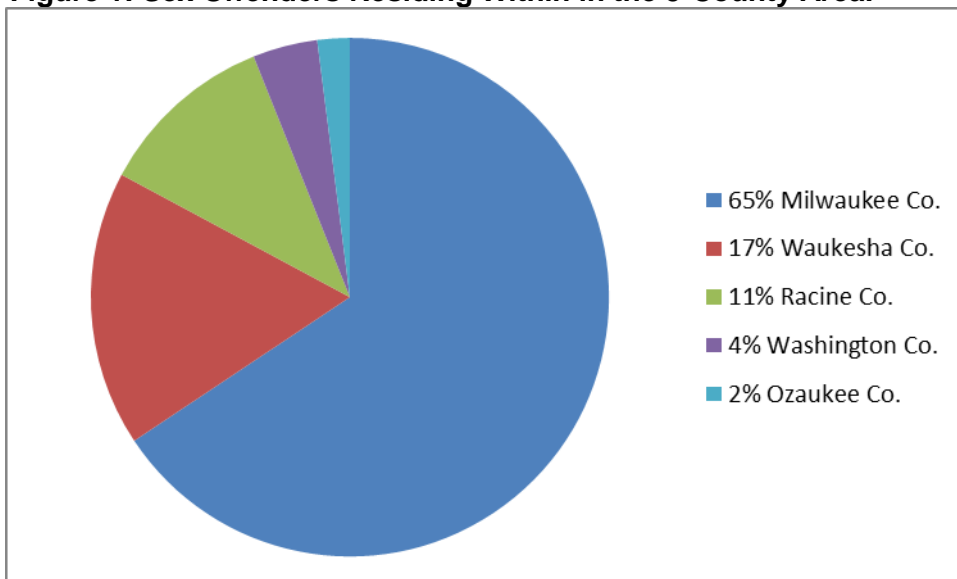
To: Ald. Robert Bauman
From: Amy E. Hefter - Legislative Fiscal Analyst-Lead, x2290
Date: July 8, 2014
Subject: Sex Offender Placement in Counties Adjoining Milwaukee County

This memo is in response to your request for information relating to the placement of sex offenders in counties adjoining Milwaukee County. The analysis is based on the Sex Offender Registry spreadsheet of all registered sex offenders in the state as of February 20, 2014, provided by the Wisconsin Department of Correction (DOC) as part of an open records request. The location of residency and conviction of sex offenders are identified for the adjoining counties of Ozaukee, Racine, Washington and Waukesha counties.

The DOC provided only current date information for sex offenders residing in the state who required to register under s. 301.45, Wis. Stats. Records were requested, under the state's Open Records Law, s. 19.31-39, Wis. Stats., for the period from January 1, 2007 to January 1, 2014. The Wisconsin Sex Offender Registry is updated regularly on a daily/weekly basis, and the DOC reported that it does not retain a historical report of the registry. The DOC provided an electronic Microsoft Excel spreadsheet dated February 20, 2014, of all registered sex offenders in the state.

From the information provided by the DOC as of February 20, 2014, there were 21,669 sex offenders on the state sex offender registry. There were 3,700 sex offenders residing within the 5-county area. 2,401 (or 65%) of the sex offenders residing in the 5 county area reside within in Milwaukee County; 637 (or 17%) reside in Waukesha County; 423 (or 11%) reside in Racine County; 157 (or 4%) reside in Washington County; and 82 (or 2%) reside in Ozaukee County. Please see Figure 1.

Figure 1: Sex Offenders Residing Within in the 5-County Area.



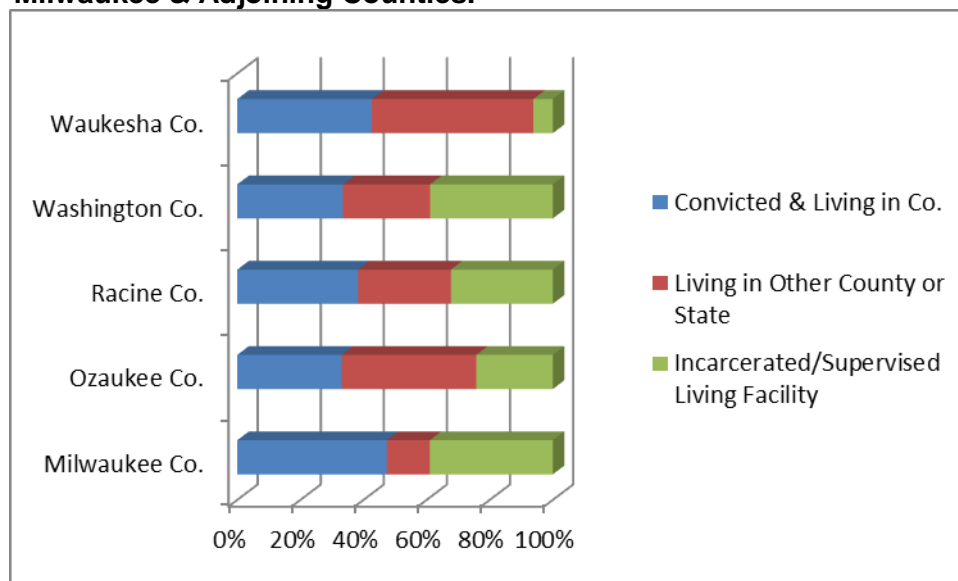
There were 4,326 sex offenders convicted in Milwaukee County, 1,937 (or 45%) residing in Milwaukee County were convicted in Milwaukee County. Compared to the counties adjoining Milwaukee County:

- Ozaukee County had a total of 161 convicted offenders, of whom 52 (or 32.2%) were residing in Ozaukee County;
- Racine County had a total of 767 convicted offenders, of whom 279 (or 36.4%) were residing in Racine County;
- Washington County had a total of 277 convicted offenders, of whom 89 (or 32%) were residing in Washington County;
- Waukesha County had a total of 631 convicted offenders, of whom 269 (or 42.6%) were residing in Waukesha County.

12.9% of sex offenders convicted in Milwaukee County are living in other Wisconsin counties or out of state. Compared to the counties adjoining Milwaukee County:

- 41.5% of sex offenders convicted in Ozaukee County are living in other Wisconsin counties or out of state.
- 27.9% of sex offenders convicted in Racine County are living in other Wisconsin counties or out of state.
- 26.9% of sex offenders convicted in Washington County are living in other Wisconsin counties or out of state.
- 51% of sex offenders convicted in Waukesha County are living in other Wisconsin counties or out of state.

Figure 2. Location of Residency of Convicted Sex Offenders in Milwaukee & Adjoining Counties.



Please see Appendix A for a detailed listing of sex offenders convicted in the following counties: Milwaukee, Ozaukee, Racine, Washington and Waukesha.

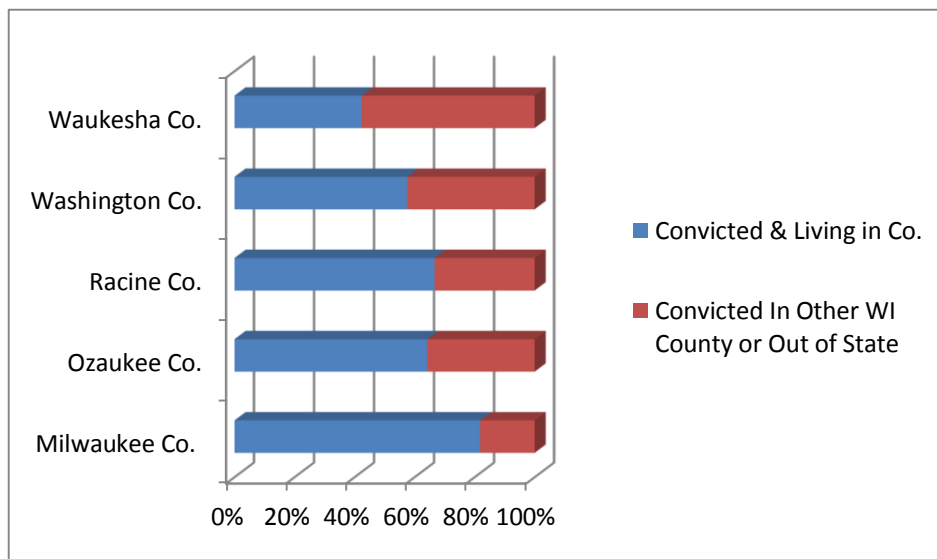
81% of sex offenders residing in Milwaukee County were convicted in Milwaukee County. Compared to the counties adjoining Milwaukee County:

- 63.4% of sex offenders residing in Ozaukee County were convicted in Ozaukee County.
- 66% of sex offenders residing in Racine County were convicted in Racine County.
- 56.6% of sex offenders residing in Washington County were convicted in Washington County.
- 42.2% of sex offenders residing in Waukesha County were convicted in Waukesha County.

17.7% of sex offenders residing in Milwaukee County were convicted in other Wisconsin counties or out of state. Compared to the counties adjoining Milwaukee County:

- 35.3% of sex offenders residing in Ozaukee County were convicted in other Wisconsin counties or out of state.
- 33.2% of sex offenders residing in Racine County were convicted in other Wisconsin counties or out of state.
- 42% of sex offenders residing in Washington County were convicted in other Wisconsin counties or out of state.
- 56.9% of sex offenders residing in Waukesha County were convicted in other Wisconsin counties or out of state.

Figure 3. Location of Conviction of Sex Offenders Residing in Milwaukee & Adjoining Counties.



Please see Appendix B for a detailed listing of sex offenders residing in the following counties: Milwaukee, Ozaukee, Racine, Washington and Waukesha.

Appendix A
Detailed Listing of Sex Offenders Convicted in
Milwaukee, Ozaukee, Racine, Washington and Waukesha Counties.

Table A-1. The Location of Residency of Sex Offenders Convicted in Milwaukee County.

Residency Location	Supervision Status		Total	
	Terminated	Active	#	%
Living In Milwaukee County	1,330	607	1,937	45.0%
Living in Other Wisconsin Counties	188	42	230	5.3%
Living Out of State	291	36	327	7.6%
Incarcerated (No Address Provided)	N/A	N/A	1,471	34.0%
Under DHFS Supervision (Supervised Living Facility)	N/A	N/A	104	2.4%
House of Correction (Franklin, WI)	10	14	24	0.6%
No Address Provided	148	85	233	5.4%
Total	1,967	784	4,326	100%

Table A-2. The Location of Residency of Sex Offenders Convicted in Ozaukee County.

Residency Location	Supervision Status		Total	
	Terminated	Active	#	%
Living in Ozaukee County	31	21	52	32.2%
Living in Other Wisconsin Counties	43	12	55	34.1%
Living Out of State	10	2	12	7.4%
Incarcerated (No Address Provided)	N/A	N/A	38	23.6%
Under DHSF Supervision (Supervised Living Facility)	N/A	N/A	0	0
No Address Provided	2	2	4	2.4%
Total	86	75	161	100%

Table A-3. The Location of Residency of Sex Offenders Convicted in Racine County.

Residency Location	Supervision Status		Total	
	Terminated	Active	#	%
Living in Racine County	180	99	279	36.4%
Living in Other Wisconsin Counties	69	39	108	14.1%
Living Out of State	88	18	106	13.8%
Incarcerated (No Address Provided)	N/A	N/A	223	29.1%
Under DHSF Supervision (Supervised Living Facility)	N/A	N/A	13	1.6%
No Address Provided	26	12	38	4.9%
Total	363	404	767	100%

Table A-4. The Location of Residency of Sex Offenders Convicted in Washington County.

Residency Location	Supervision Status		Total	
	Terminated	Active	#	%
Living in Washington County	41	48	89	32%
Living in Other Wisconsin Counties	36	20	56	20.2%
Living Out of State	13	4	17	6.1%
Incarcerated (No Address Provided)	N/A	N/A	98	35.3%
Under DHSF Supervision (Supervised Living Facility)	N/A	N/A	5	1.8%
No Address Provided	5	7	12	4.3%
Total	95	182	277	100%

Table A-5. The Location of Residency of Sex Offenders Convicted in Waukesha County.

Residency Location	Supervision Status		Total	
	Terminated	Active	#	%
Living in Waukesha County	176	93	269	42.6%
Living in Other Wisconsin Counties	166	67	233	36.9%
Living Out of State	70	19	89	14.1%
Incarcerated (No Address Provided)	N/A	N/A	30	4.7%
Under DHFS Supervision (Supervised Living Facility)	N/A	N/A	10	1.5%
Total	412	179	631	100%

Appendix B
Detailed Listing of Sex Offenders Residing in
Milwaukee, Ozaukee, Racine, Washington and Waukesha Counties.

Table B-1. The Location of Conviction of Sex Offenders Residing in Milwaukee County.

Conviction Location	Supervision Status		Total	
	Terminated	Active	#	%
Convicted in Milwaukee County	1,330	607	1,937	81.0%
Convicted in other Wisconsin Counties	200	101	301	12.5%
Convicted Out of State	118	9	127	5.2%
Federal Conviction	29	1	30	1.2%
Incomplete Conviction Location	4	2	6	0.2%
Total	1,681	720	2,401	100%

Table B-2. The Location of Conviction of Sex Offender Residing in Ozaukee County.

Conviction Location	Supervision Status		Total	
	Terminated	Active	#	%
Convicted in Ozaukee County	31	21	52	63.4%
Convicted in Other Wisconsin Counties	17	7	24	29.2%
Convicted Out of State	5	0	5	6.1%
Federal Conviction	1	0	1	1.2%
Total	54	28	82	100%

Table B-3. The Location of Conviction of Sex Offenders Residing in Racine County.

Conviction Location	Supervision Status		Total	
	Terminated	Active	#	%
Convicted in Racine County	180	99	279	66%
Convicted in Other Wisconsin Counties	78	23	101	24%
Convicted Out of State	35	4	39	9.2%
Federal Conviction	4	0	4	1%
Total	297	126	423	100%

Table B-4. The Location of Conviction of Sex Offenders Residing in Washington County.

Conviction Location	Supervision Status		Total	
	Terminated	Active	#	%
Convicted in Washington County	41	48	89	56.6%
Convicted in Other Wisconsin Counties	44	13	57	36.3%
Convicted Out of State	8	1	9	5.7%
Federal Conviction	2	0	2	1.2%
Total	95	62	157	100%

Table B-5. The Location of Conviction of Sex Offenders Residing in Waukesha County.

Conviction Location	Supervision Status		Total	
	Terminated	Active	#	%
Convicted in Waukesha County	176	93	269	42.2%
Convicted in Other Wisconsin Counties	247	105	352	55.2%
Convicted Out of State	10	1	11	1.7%
Federal Conviction	5	0	5	0.7%
Total	438	199	637	100%