



Amended Certificate of Appropriateness

Milwaukee Historic Preservation Commission/200 E. Wells Street/Milwaukee, WI 53202/phone 414-286-5712/fax 414-286-3004

Property 701 E. GARFIELD AV. **Kilbourn/Reservoir Park Historic District**
Description of work Install recessed letter signage cast into concrete seat walls. Install metal plaque on retaining wall.
Date issued 8/14/2012 PTS ID 76230 COA, signage

In accordance with the provisions of Section 320-21 (11) and (12) of the Milwaukee Code of Ordinances, the Milwaukee Historic Preservation Commission has issued a certificate of appropriateness for the work listed above. The work was found to be consistent with preservation guidelines. The following conditions apply to this certificate of appropriateness:


All work will be done according to attached drawings. **NOTE:** This COA is to amend an earlier COA issued 7/16/12 for construction of the amphitheater.

All work must be done in a craftsman-like manner, and must be completed within one year of the date this certificate was issued. Staff must approve any changes or additions to this certificate before work begins. Work that is not completed in accordance with this certificate may be subject to correction orders or citations. If you require technical assistance, please contact Paul Jakubovich of the Historic Preservation staff as follows: Phone: (414) 286-5712 Fax: (414) 286-3004 E-mail: pjakub@milwaukee.gov.

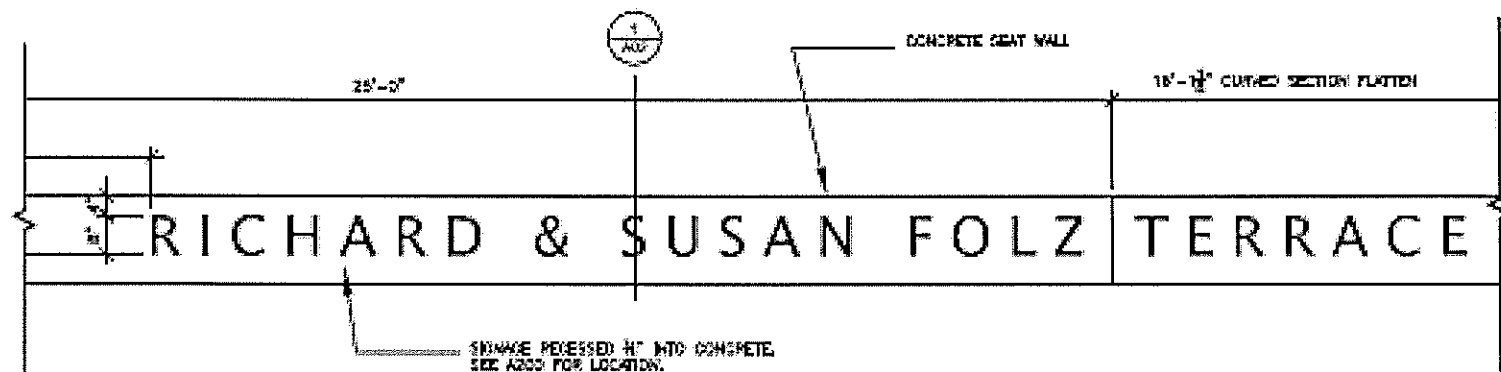
If permits are required, you are responsible for obtaining them from the Milwaukee Development Center. If you have questions about permit requirements, please consult the Development Center's web site, www.mkedcd.org/build, or call (414) 286-8210.

Paul Jakubovich
City of Milwaukee Historic Preservation

Copies to: Development Center, Ald. Milele Coggs, HGA Architects, Inspector Adam Roder (286-2538), Inspector Heidi Weed

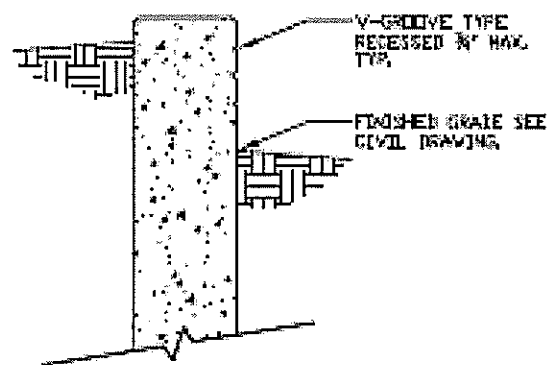


1 PARTIAL ELEVATION
1/2" = 1'-0"

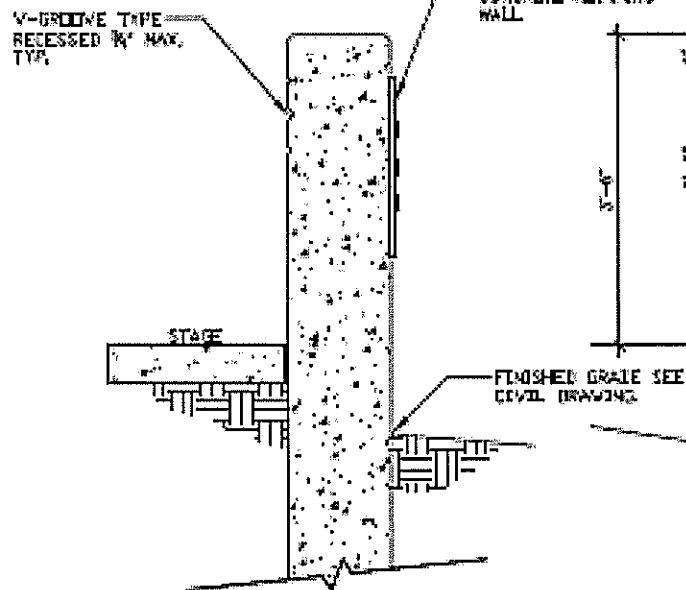


2 PARTIAL ELEVATION
1/2" = 1'-0"

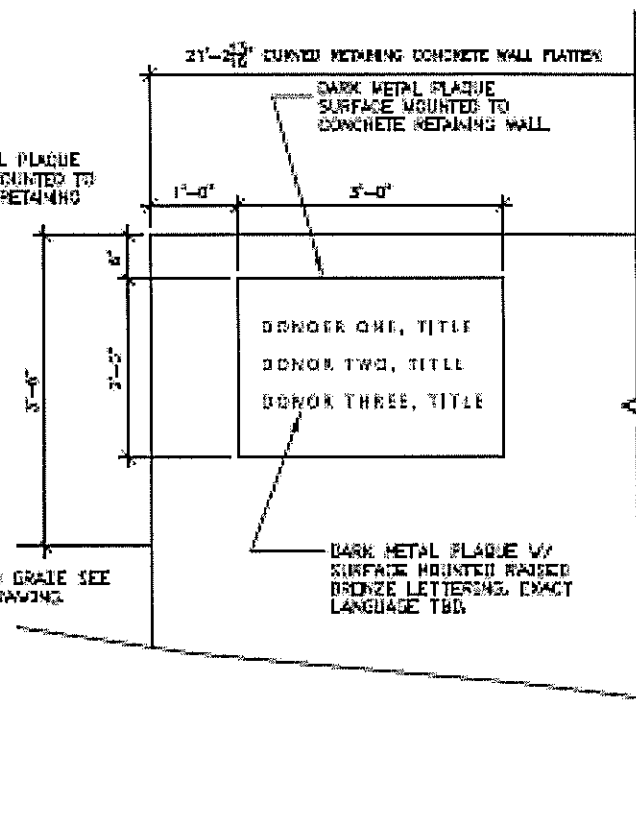
Signage to be cast into concrete seat wall



1 SECTION
3/4" = 1'-0"



2 SECTION
3/4" = 1'-0"



3 PARTIAL ELEVATION
3/4" = 1'-0"

Metal plaque to be installed on face of retaining wall