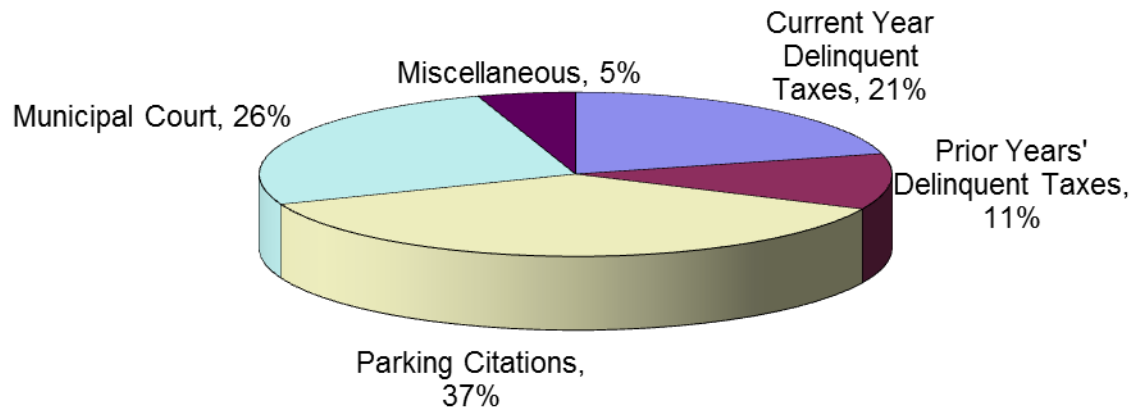


Outstanding Receivables Report

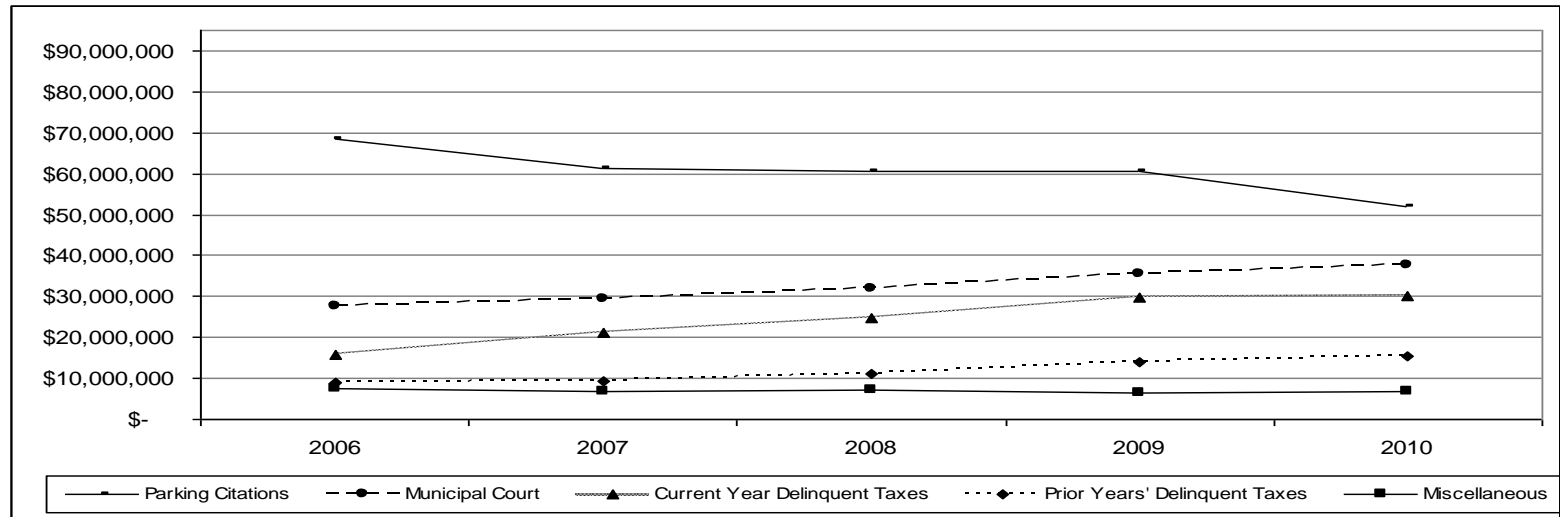


W. Martin Morics
Comptroller
August 2011

Outstanding Receivables as of December 31, 2010

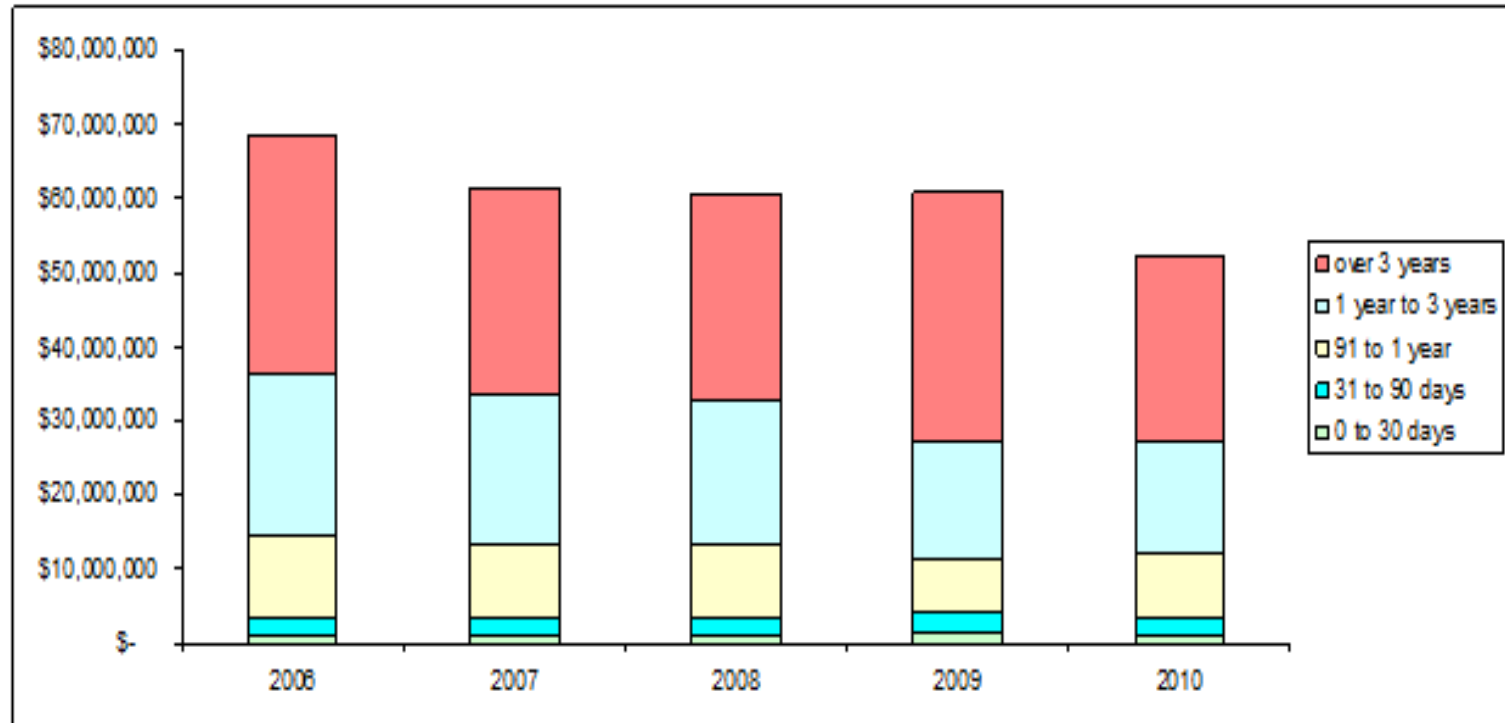


Outstanding Receivables at Year End 2006-2010

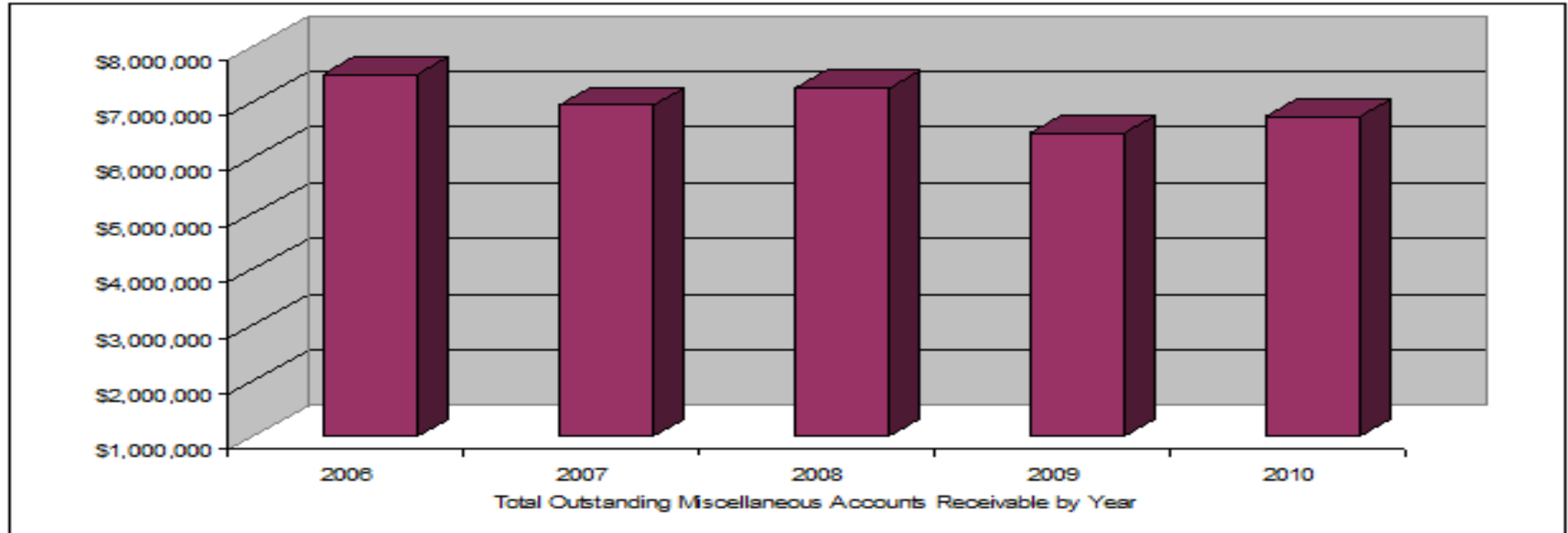


	<u>2006</u>	<u>2007</u>	<u>2008</u>	<u>2009</u>	<u>2010</u>
Parking Citations	\$ 68,400,000	\$ 61,212,000	\$ 60,606,000	\$ 60,679,000	\$ 52,158,000
Municipal Court	27,650,000	29,494,000	32,076,000	35,487,000	37,479,000
Current Year Delinquent Taxes	15,615,000	21,079,000	24,675,000	29,872,000	30,237,000
Prior Years' Delinquent Taxes	8,929,000	9,297,000	11,004,000	13,940,000	15,465,000
Miscellaneous	7,508,000	6,937,000	7,250,000	6,439,000	6,734,000
TOTAL	\$ 128,102,000	\$ 128,019,000	\$ 135,611,000	\$ 146,417,000	\$ 142,073,000

Parking Fund Receivables Aging



Outstanding Miscellaneous Accounts Receivable



	2006	2007	2008	2009	2010	Change 2006-2010
City Clerk	\$ -	\$ 151,000	\$ 60,000	\$ -	\$ 1,000	\$ 1,000
City Attorney	128,000	78,000	-	38,000	83,000	(45,000)
City Development	299,000	297,000	297,000	297,000	297,000	(2,000)
Comptroller	105,000	258,000	195,000	193,000	222,000	117,000
Employee Relations	1,011,000	598,000	352,000	920,000	1,269,000	258,000
Dept of Administration	29,000	21,000	23,000	94,000	22,000	(7,000)
Fire Department	97,000	88,000	137,000	92,000	60,000	(37,000)
Health Department	857,000	193,000	92,000	101,000	101,000	(756,000)
Police Department	1,645,000	1,645,000	1,652,000	1,640,000	1,640,000	(5,000)
Port of Milwaukee	919,000	1,602,000	2,234,000	994,000	957,000	38,000
Public Works	2,409,000	1,998,000	2,198,000	2,055,000	2,066,000	(343,000)
Treasurer	9,000	8,000	10,000	15,000	16,000	7,000
TOTAL	\$ 7,508,000	\$ 6,937,000	\$ 7,250,000	\$ 6,439,000	\$ 6,734,000	\$ (774,000)

Outstanding Receivables Report



W. Martin Morics

Comptroller

August 2011