

GARDEN HOMES NEIGHBORHOOD INITIATIVE

Final SBE, RPP and Section 3 Participation Performance Report



4369 N 26th Street – Exterior View



4369 N 26th Street – Laundry Area



4369 N 26th - Kitchen



4369 N 26th Street - Rear View



4369 N 26th Street - Basement

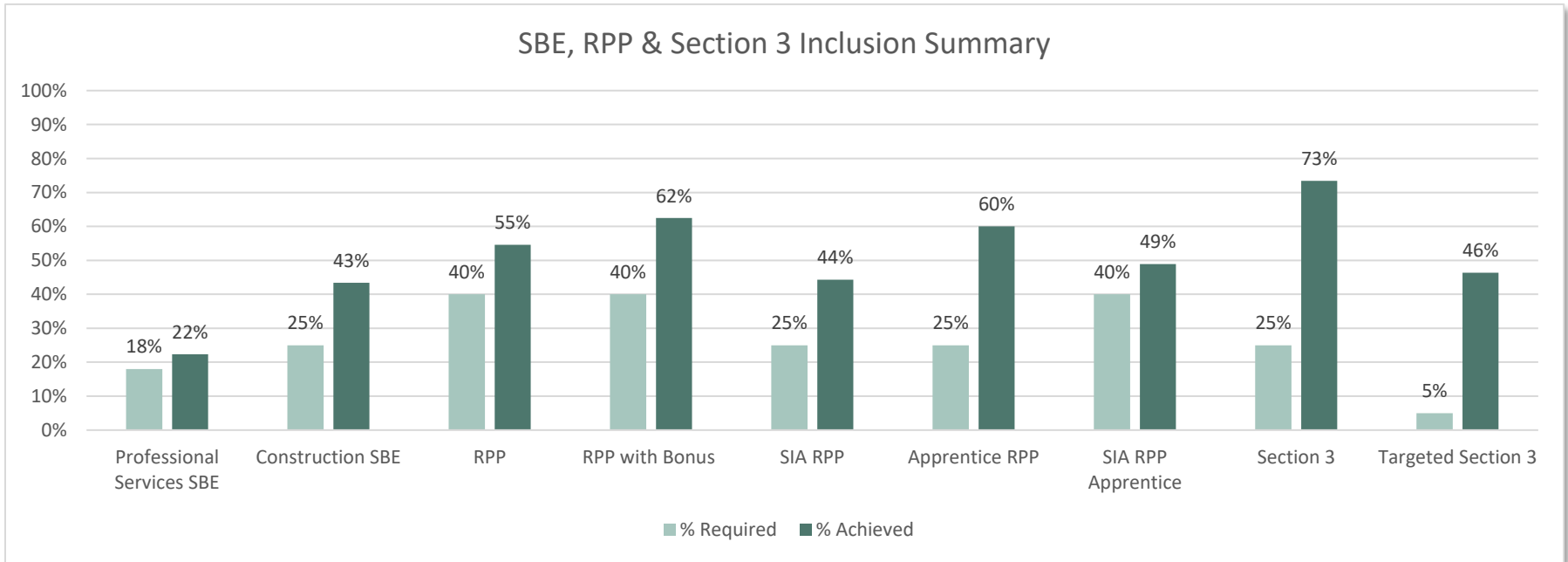
Submitted by:  **CROSS**

Date: Revised May 7, 2024

Project Summary

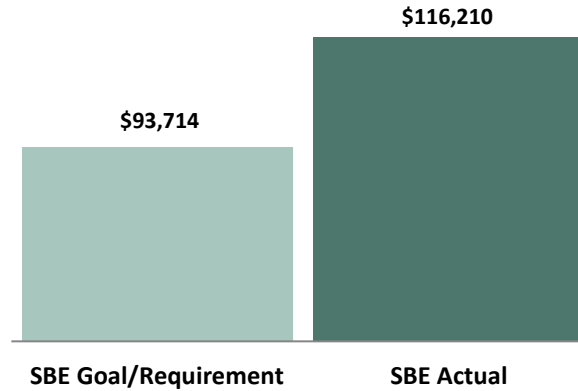
Garden Homes Neighborhood Association, The Corridor Inc. and Pastors United, are developing 30 units of affordable housing by rehabbing existing units and constructing new units in the Garden Homes neighborhood.

Developer:	Garden Homes Neighborhood Association
Project Address:	Various throughout the Garden Homes Neighborhood
Professional Services Cost Subject to Inclusion	\$520,633
Applicable Professional Services Payments to Date	\$560,736
Construction Cost Subject to Inclusion	\$4,590,384
Applicable Construction Draw to Date	\$4,315,819



SBE Professional Services Inclusion

Through the period covered by this report, this project has achieved 22% SBE participation for Professional Services.



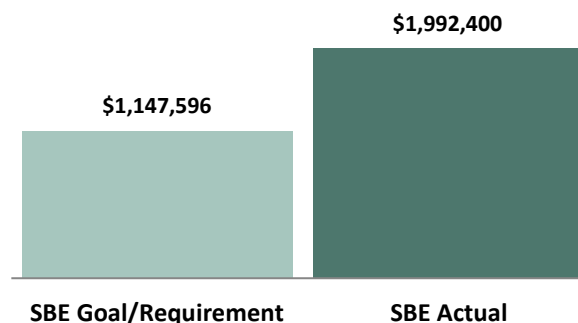
Total Value of SBE Payments	Goal/Requirement	Actual	Status
SBE Participation Percentage	18%	22%	+4%
Value of SBE Participation	\$93,714	\$116,210	+\$22,496

Table 1: Professional Services SBE Inclusion

NAME OF CERTIFIED FIRM	DBE/SBE	SUBCONTRACTOR OF	SERVICE PERFORMED OR MATERIALS SUPPLIED	SUBCONTRACT AWARD AMOUNT	TOTAL AMOUNT PAID TO DATE
Cross Management Services, Inc.	SBE	Garden Homes	Inclusion Consultant	\$ 56,338	\$ 56,338
LF Green Development LLC	SBE	Garden Homes	Environment Consultant	\$ 59,872	\$ 59,872
TOTAL INCLUSION				\$ 116,210	\$ 116,210
INCLUSION, AS PERCENT OF PROFESSIONAL SERVICES COST SUBJECT TO INCLUSION				22%	
INCLUSION, AS PERCENT OF PROFESSIONAL SERVICES DRAW TO DATE					21%

SBE Construction Inclusion

Through the period covered by this report, this project has achieved 43% SBE participation for Construction.



Total Value of SBE Payments	Goal/Requirement	Actual	Status
SBE Participation Percentage	25%	43%	+18%
Value of SBE Participation	\$1,147,596	\$1,992,400	+\$844,804

Table 2: Construction SBE Inclusion

NAME OF CERTIFIED FIRM	DBE / SBE	SUBCONTRACTOR OF	SERVICE PERFORMED OR MATERIALS SUPPLIED	SUBCONTRACT AWARD AMOUNT	TOTAL AMOUNT PAID TO DATE
A & A Plumbing of Milwaukee LLC	SBE	BCM LLC	Plumbing	\$ 454,561	\$ 454,561
Anointed Cleaners LLC	SBE	BCM LLC	Final Cleaning	\$ 24,250	\$ 24,250
Devix Heating and Cooling LLC	SBE	BCM LLC	HVAC	\$ 325,690	\$ 325,690
PRAA Construction Inc.	DBE	BCM LLC	Rough Carpentry	\$ 539,999	\$ 539,999
PRAA Construction Inc.	DBE	BCM LLC	Finish Carpentry	\$ 132,000	\$ 132,000
PRAA Construction Inc.	DBE	BCM LLC	Insulation	\$ 50,400	\$ 50,400
PRAA Construction Inc.	DBE	BCM LLC	Siding	\$ 184,500	\$ 184,500
PRAA Construction Inc.	DBE	BCM LLC	Roofing	\$ 281,000	\$ 281,000
TOTAL INCLUSION				\$ 1,992,400	\$ 1,992,400
INCLUSION, AS PERCENT OF CONSTRUCTION COST SUBJECT TO INCLUSION				43%	
INCLUSION, AS PERCENT OF CONSTRUCTION DRAW TO DATE					46%

RPP Participation

As shown in Table 3 below, the RPP inclusion achieved is 55% and 62% when the bonus hours for SIA RPP and RPP Apprentice hours are included.

Table 3: RPP Participation by Contractor

Contractor	Trade	On-Site Construction Hours				
		Total Hours Worked	RPP Worker Hours	RPP %	SIA RPP Hours	SIA RPP %
A&A Plumbing of Milwaukee, LLC	Plumbing	2,099.00				
Anointed Cleaners LLC	Laborer	515.00	257.00	50%	216.00	84%
Cornerstone Security Group	Video Surveillance	50.00				
Devix Heating & Cooling	Sheet Metal Worker	2,811.00				
Elite Electrical Co., LLC	Electrical	3,172.00	550.00	17%		
Green 360 Landscaping, LLC	Laborer	140.00				
HG Drywall & Painting LLC	Drywall Taper or Finisher	1,066.90	526.90	49%	526.90	100%
Hoppe Tree Service	Laborer	59.50				
J Cruz Flooring, LLC	Laborer	550.00	550.00	100%		
Jonathan Cousin	Laborer	1,442.00	1,442.00	100%		
NNW Concrete Midwest LLC	Laborer	3,125.99				
Northcott Neighborhood House Inc.	Laborer	19,741.75	19,741.75	100%	9,474.50	48%
Milwaukee Carpet	Carpenter	611.00				
PRAA Construction Inc.	Carpenter	6,860.00				
Total Hours		42,244.14	23,067.65	55%	10,217.40	44%
Bonus SIA RPP Hours			2,996.49			
Bonus Apprentice RPP Hours			314.09			
Total RPP Hours with Bonus		42,244.14	26,378.23	62%		

Table 4: RPP Participation by Craft

Craft	RPP Hours	# of RPP Workers
Drywall Finisher	526.90	1
Electrician	550.00	1
Laborer	3,993.00	17
Landscaper	17,997.75	9
Total	23,067.65	28

Table 5: RPP Participation by Zip Code

Zip Code	RPP Hours	# of RPP Workers
53205	444.00	1
53206	1,850.90	5
53208	724.00	1
53209	1,705.00	2
53210	2,674.00	4
53212	1,078.00	2
53216	9,583.25	7
53218	4,149.50	5
53225	859.00	1
Total	23,067.65	28

Table 6: RPP Participation by Race

Race	RPP Hours	# of RPP Workers
African American	21,075.65	27
Hispanic or Latino	1,992.00	1
Total	23,067.65	28

Table 7: RPP Participation by Gender

Gender	RPP Hours	# of RPP Workers
Male	20,067.65	28
Female	-	0
Total	20,067.65	28

Table 8: Apprenticeship & On-The-Job Trainee Participation

Craft	# of Apprentices / OJT Trainees	Total Hours Worked	RPP Apprentice Hours	RPP Apprentice %	SIA RPP Apprentice Hours	SIA RPP Apprentice Hours %
Carpentry	2	472.00	-	0%	-	0%
Drywall Finisher	1	526.90	526.90	100%	526.90	100%
Electrician	1	550.00	550.00	100%	-	0%
Landscape	2	5.00	-	0%	-	0%
Sheet Metal	1	241.00	-	0%	-	0%
Total	7	1,794.90	1,076.90	60%	526.90	49%

Table 9: Apprentice Participation by Race

Race	Hours	# of Workers
African-American	1,322.90	5
Hispanic	472.00	2
Total	1,794.90	7

Table 10: Apprentice Participation by Gender

Gender	Total Hours	# of Workers
Male	1,418.90	6
Female	376.00	1
Total	1,794.90	7

Section 3 Participation

As shown in Table 11 below, the Section 3 inclusion achieved is 73% and 46% Targeted Section 3.

Table 11: Section 3 Workers

Contractor	Trade	On-Site Construction Hours				
		Total Hours Worked	Section 3 Worker Hours	% Section 3	Targeted Section 3	% Targeted Section 3
A&A Plumbing of Milwaukee, LLC	Plumbing	2,099.00				
Anointed Cleaners LLC	Laborer	515.00	474.00	92%		
Cornerstone Security Group	Video Surveillance	50.00				
Devix Heating & Cooling	Sheet Metal Worker	2,811.00	1376.50	49%		
Elite Electrical Co., LLC	Electrical	3,172.00	2,127.00	67%		
Green 360 Landscaping, LLC	Laborer	140.00	140.00	100%		
HG Drywall & Painting LLC	Drywall Taper or Finisher	1,066.90	526.90	49%	526.90	49%
Hoppe Tree Service	Landscape	59.50	30.50	51%		
J Cruz Flooring, LLC	Laborer	550.00	550.00	100%		
Jonathan Cousin	Laborer	1,442.00	1,442.00	100%		
NNW Concrete Midwest LLC	Laborer	3,125.99				
Northcott Neighborhood House Inc.	Laborer	19,741.75	19,525.25	99%	19,045.63	96%
Milwaukee Carpet	Carpentry	611.00				
PRAA Construction Inc.	Carpentry	6,860.00	4,805.00	70%		
Total Hours		42,244.14	30,997.15	73%	19,572.53	46%