

Wisconsin Opioid Deaths

All Opioid Deaths by Count

All Opioids

2,919

Heroin

853

Prescription Opioids

868

Synthetic Opioids

2,091

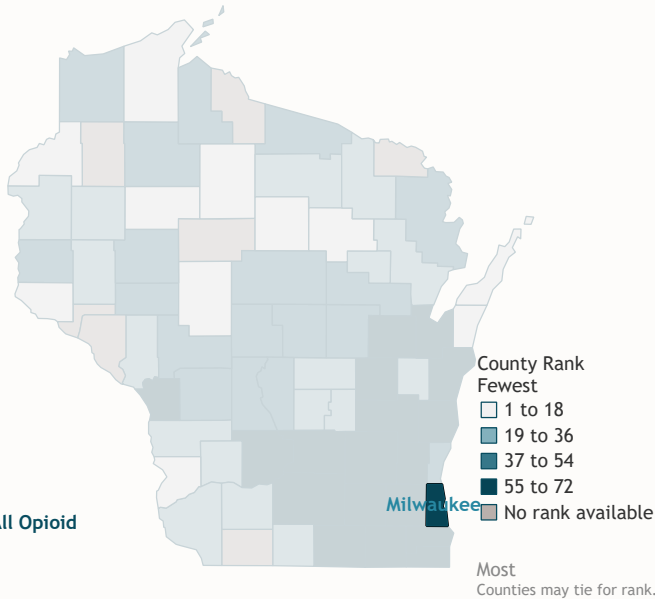
Find County
No items highlighted

Click on a county to
filter.

8,272

Statewide Count of All Opioid
Deaths

all ages, all sexes



Filters

Select Drug Type
All Opioid Deaths

Select Rate or Count
Count

Year

- ☐ 2014
- ☒ 2015
- ☒ 2016
- ☒ 2017
- ☒ 2018
- ☒ 2019
- ☒ 2020
- ☒ 2021
- ☒ 2022

Age

All

Sex

All

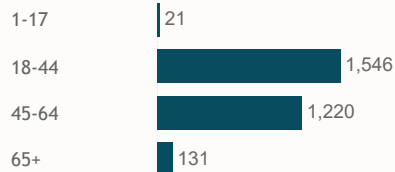
Wisconsin Vital Records
Death Data, 2014-2022.

Technical Notes

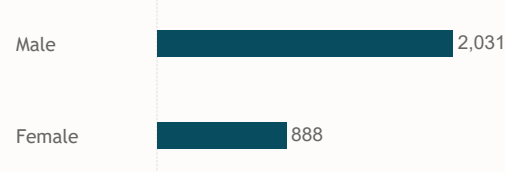
Email Us!



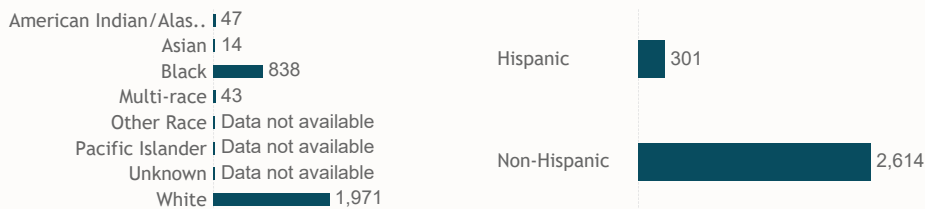
All Opioid Deaths by Age



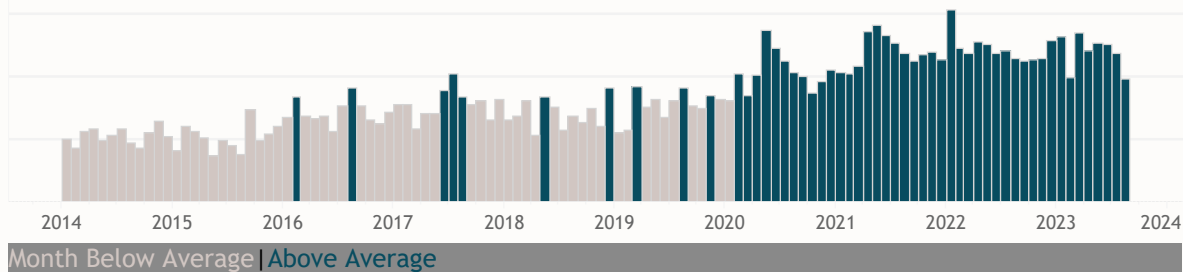
All Opioid Deaths by Sex



All Opioid Deaths by Race and Ethnicity



Statewide Number of All Opioid Deaths by Month



Wisconsin Opioid Deaths

All Opioid Deaths by Count

All Opioids

218

Heroin

105

Prescription Opioids

114

Synthetic Opioids

30

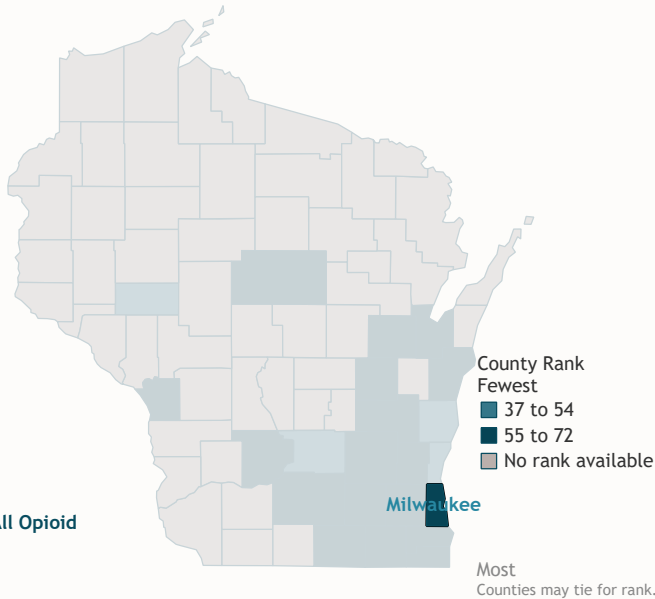
Find County
No items highlighted

Click on a county to
filter.

613

Statewide Count of All Opioid
Deaths

all ages, all sexes



Filters

Select Drug Type
All Opioid Deaths

Select Rate or Count
Count

Year

- ☐ 2014
- ☒ 2015
- ☐ 2016
- ☐ 2017
- ☐ 2018
- ☐ 2019
- ☐ 2020
- ☐ 2021
- ☐ 2022

Age

All

Sex

All

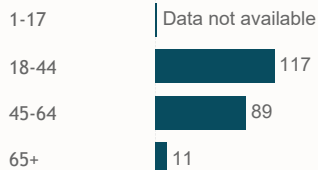
Wisconsin Vital Records
Death Data, 2014-2022.

Technical Notes

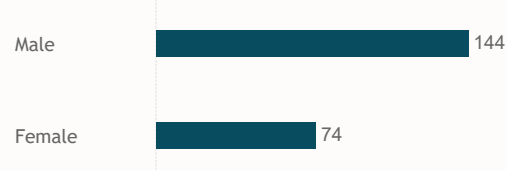
Email Us!



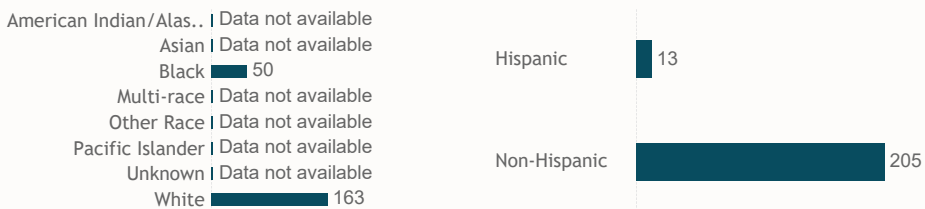
All Opioid Deaths by Age



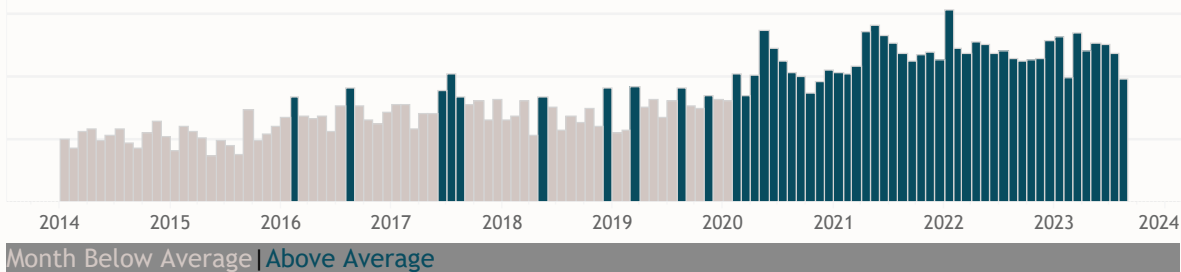
All Opioid Deaths by Sex



All Opioid Deaths by Race and Ethnicity



Statewide Number of All Opioid Deaths by Month



Wisconsin Opioid Deaths

All Opioid Deaths by Count

All Opioids

288

Heroin

136

Prescription Opioids

116

Synthetic Opioids

103

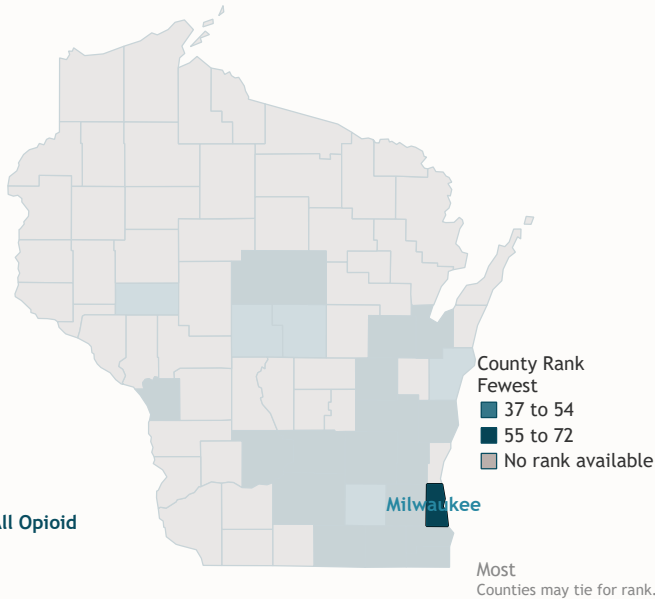
Find County
No items highlighted

Click on a county to
filter.

850

Statewide Count of All Opioid
Deaths

all ages, all sexes



Filters

Select Drug Type
All Opioid Deaths

Select Rate or Count
Count

Year

- ☐ 2014
- ☐ 2015
- ☒ 2016
- ☐ 2017
- ☐ 2018
- ☐ 2019
- ☐ 2020
- ☐ 2021
- ☐ 2022

Age

All

Sex

All

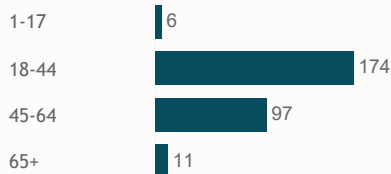
Wisconsin Vital Records
Death Data, 2014-2022.

Technical Notes

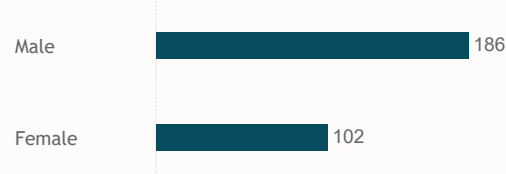
Email Us!



All Opioid Deaths by Age

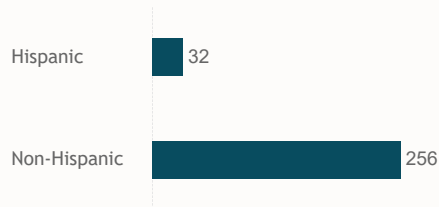


All Opioid Deaths by Sex

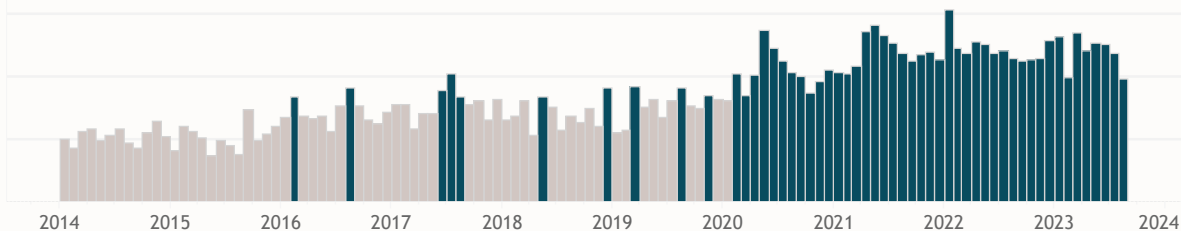


All Opioid Deaths by Race and Ethnicity

American Indian/Alas... | Data not available
Asian | Data not available
Black | 57
Multi-race | Data not available
Other Race | Data not available
Pacific Islander | Data not available
Unknown | Data not available
White | 223



Statewide Number of All Opioid Deaths by Month



Wisconsin Opioid Deaths

All Opioid Deaths by Count

All Opioids

301

Heroin

155

Prescription Opioids

106

Synthetic Opioids

161

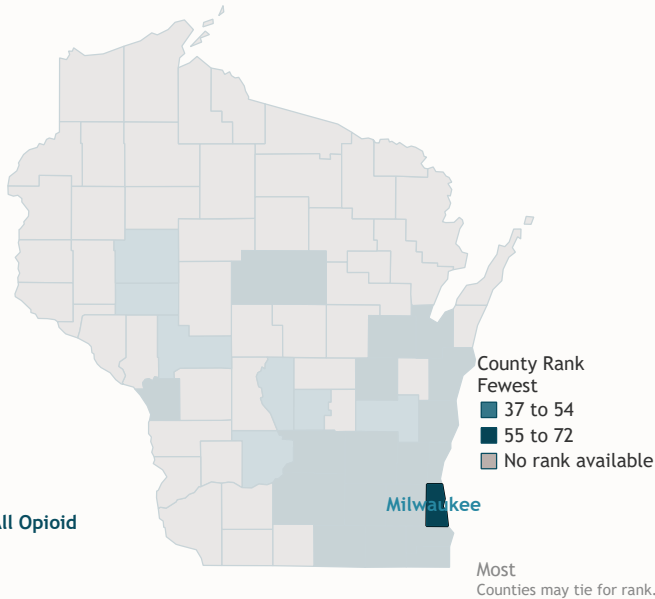
Find County
No items highlighted

Click on a county to
filter.

932

Statewide Count of All Opioid
Deaths

all ages, all sexes



Filters

Select Drug Type
All Opioid Deaths

Select Rate or Count
Count

Year

- ☐ 2014
- ☐ 2015
- ☐ 2016
- ☒ 2017
- ☐ 2018
- ☐ 2019
- ☐ 2020
- ☐ 2021
- ☐ 2022

Age

All

Sex

All

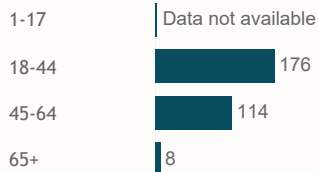
Wisconsin Vital Records
Death Data, 2014-2022.

Technical Notes

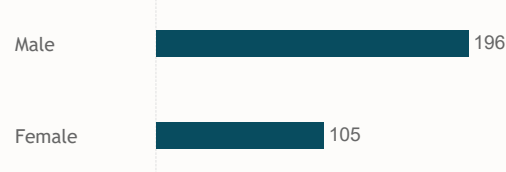
Email Us!



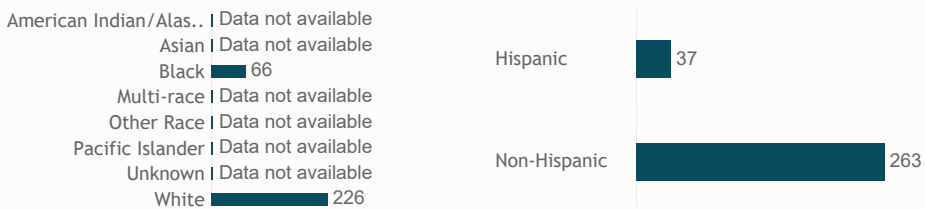
All Opioid Deaths by Age



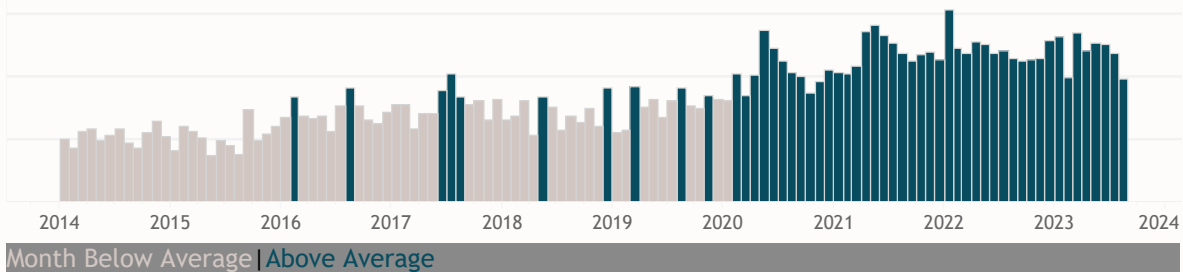
All Opioid Deaths by Sex



All Opioid Deaths by Race and Ethnicity



Statewide Number of All Opioid Deaths by Month



Wisconsin Opioid Deaths

All Opioid Deaths by Count

All Opioids

289

Heroin

128

Prescription Opioids

88

Synthetic Opioids

186

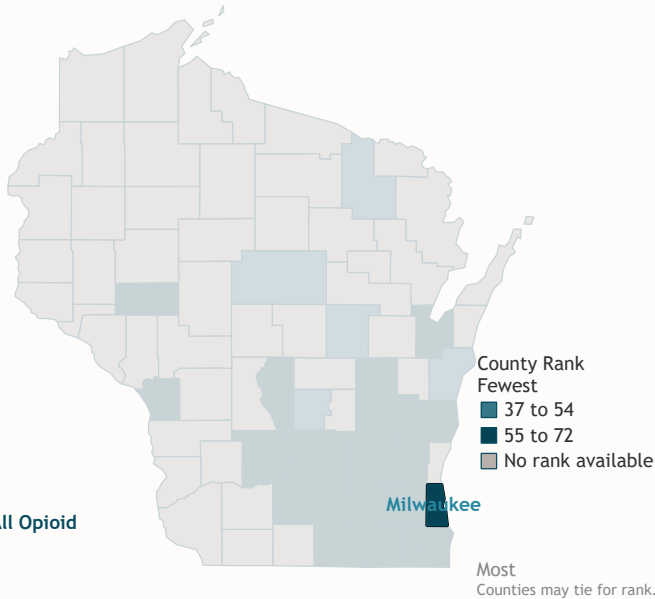
Find County
No items highlighted

Click on a county to
filter.

839

Statewide Count of All Opioid
Deaths

all ages, all sexes



Filters

Select Drug Type
All Opioid Deaths

Select Rate or Count
Count

Year

- ☐ 2014
- ☐ 2015
- ☐ 2016
- ☐ 2017
- ☒ 2018
- ☐ 2019
- ☐ 2020
- ☐ 2021
- ☐ 2022

Age

All

Sex

All

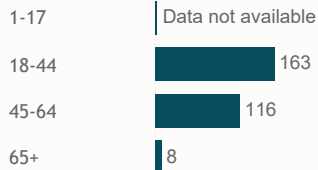
Wisconsin Vital Records
Death Data, 2014-2022.

Technical Notes

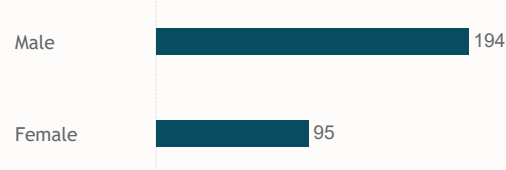
Email Us!



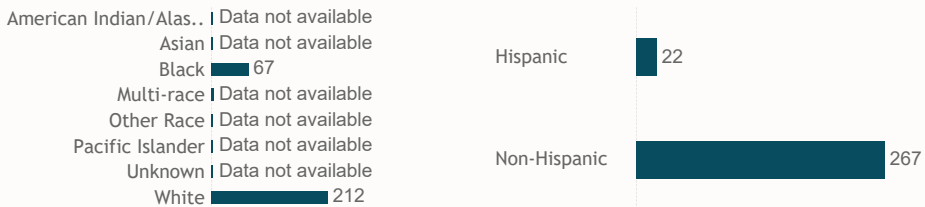
All Opioid Deaths by Age



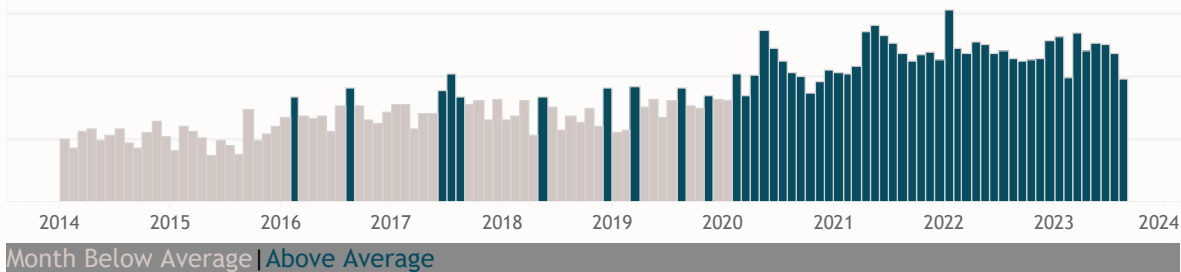
All Opioid Deaths by Sex



All Opioid Deaths by Race and Ethnicity



Statewide Number of All Opioid Deaths by Month



Wisconsin Opioid Deaths

All Opioid Deaths by Count

All Opioids

326

Heroin

129

Prescription Opioids

77

Synthetic Opioids

234

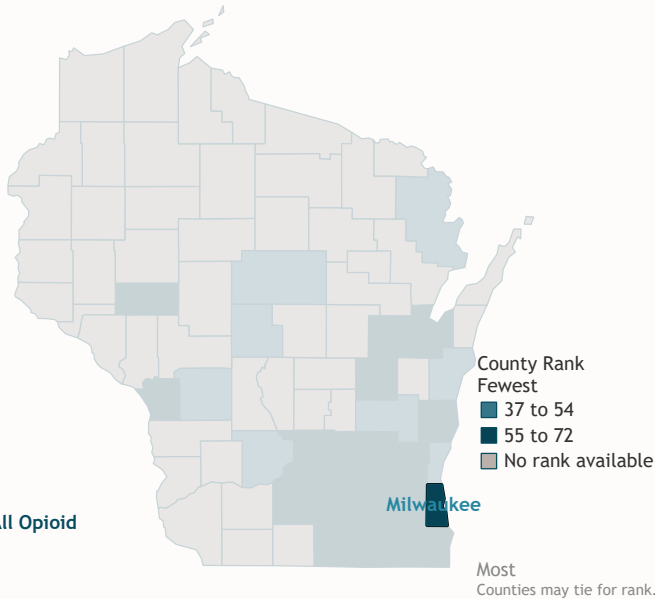
Find County
No items highlighted

Click on a county to
filter.

916

Statewide Count of All Opioid
Deaths

all ages, all sexes



Filters

Select Drug Type
All Opioid Deaths

Select Rate or Count
Count

Year

- ☐ 2014
- ☐ 2015
- ☐ 2016
- ☐ 2017
- ☐ 2018
- ☒ 2019
- ☐ 2020
- ☐ 2021
- ☐ 2022

Age

All

Sex

All

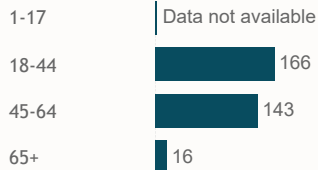
Wisconsin Vital Records
Death Data, 2014-2022.

Technical Notes

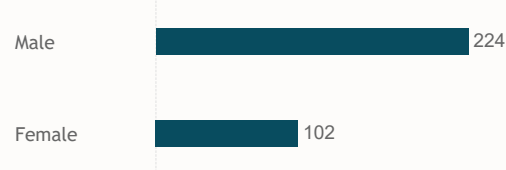
Email Us!



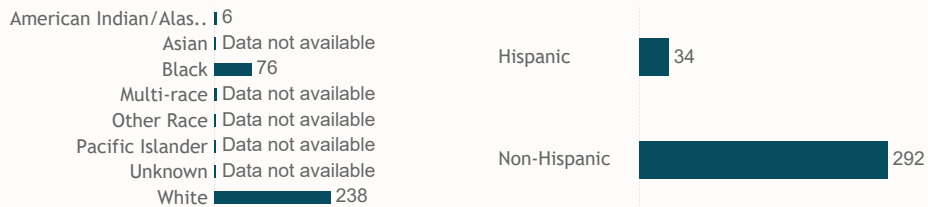
All Opioid Deaths by Age



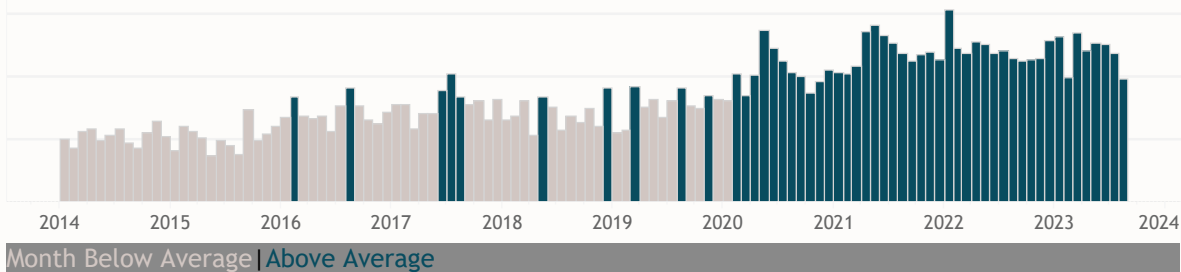
All Opioid Deaths by Sex



All Opioid Deaths by Race and Ethnicity



Statewide Number of All Opioid Deaths by Month



Wisconsin Opioid Deaths

All Opioid Deaths by Count

All Opioids

427

Heroin

98

Prescription Opioids

99

Synthetic Opioids

379

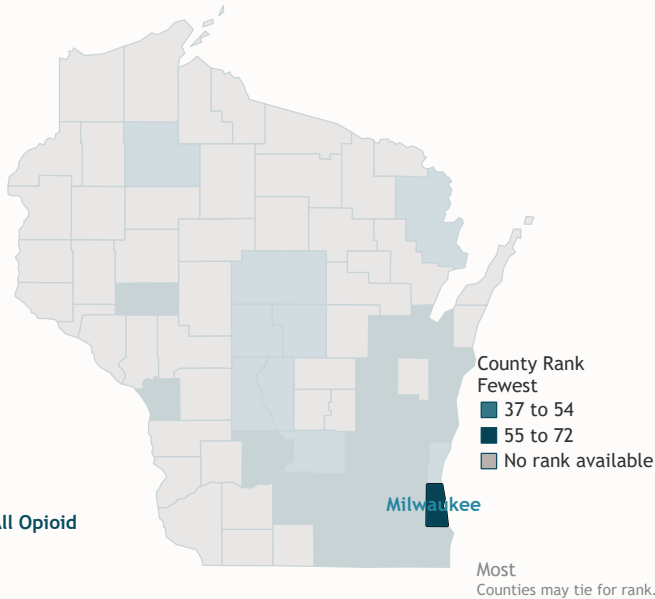
Find County
No items highlighted

Click on a county to
filter.

1,231

Statewide Count of All Opioid
Deaths

all ages, all sexes



Filters

Select Drug Type
All Opioid Deaths

Select Rate or Count
Count

Year

- ☐ 2014
- ☐ 2015
- ☐ 2016
- ☐ 2017
- ☐ 2018
- ☐ 2019
- ☒ 2020
- ☐ 2021
- ☐ 2022

Age
All

Sex
All

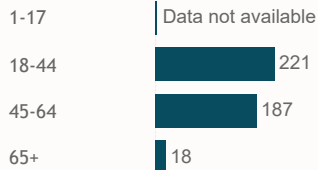
Wisconsin Vital Records
Death Data, 2014-2022.

Technical Notes

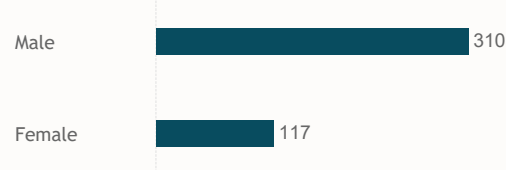
Email Us!



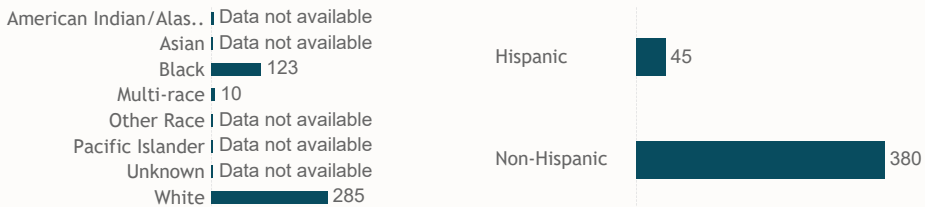
All Opioid Deaths by Age



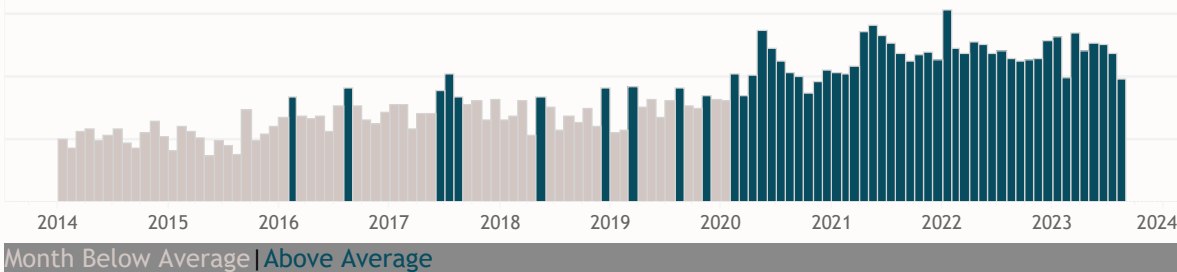
All Opioid Deaths by Sex



All Opioid Deaths by Race and Ethnicity



Statewide Number of All Opioid Deaths by Month



Wisconsin Opioid Deaths

All Opioid Deaths by Count

All Opioids

522

Heroin

63

Prescription Opioids

130

Synthetic Opioids

480

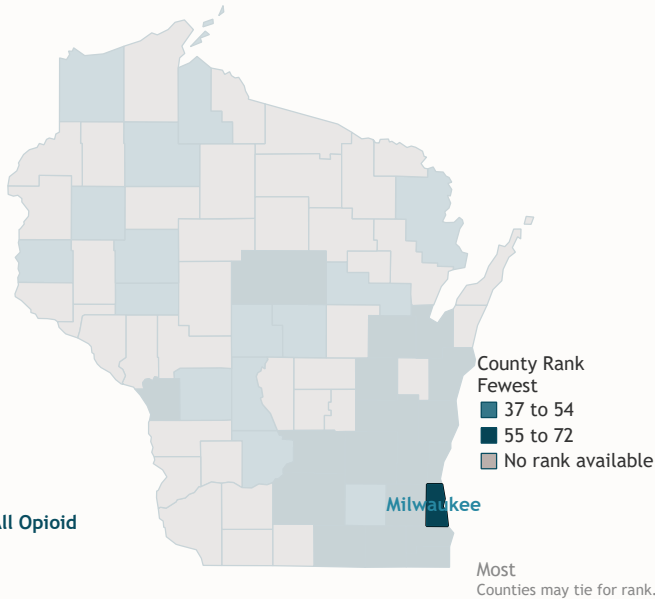
Find County
No items highlighted

Click on a county to
filter.

1,427

Statewide Count of All Opioid
Deaths

all ages, all sexes



Filters

Select Drug Type
All Opioid Deaths

Select Rate or Count
Count

Year

- ☐ 2014
- ☐ 2015
- ☐ 2016
- ☐ 2017
- ☐ 2018
- ☐ 2019
- ☐ 2020
- ☒ 2021
- ☐ 2022

Age

All

Sex

All

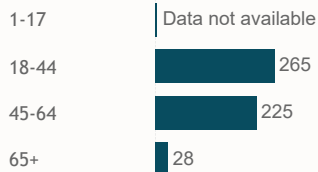
Wisconsin Vital Records
Death Data, 2014-2022.

Technical Notes

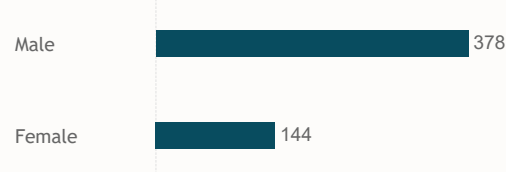
Email Us!



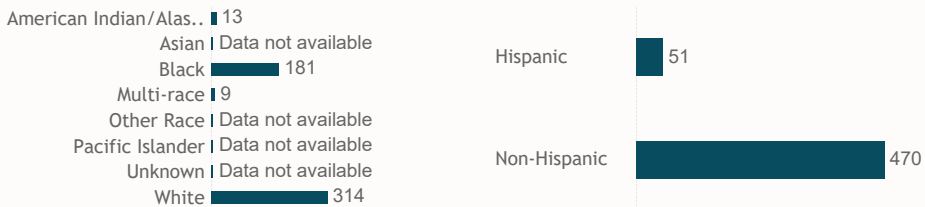
All Opioid Deaths by Age



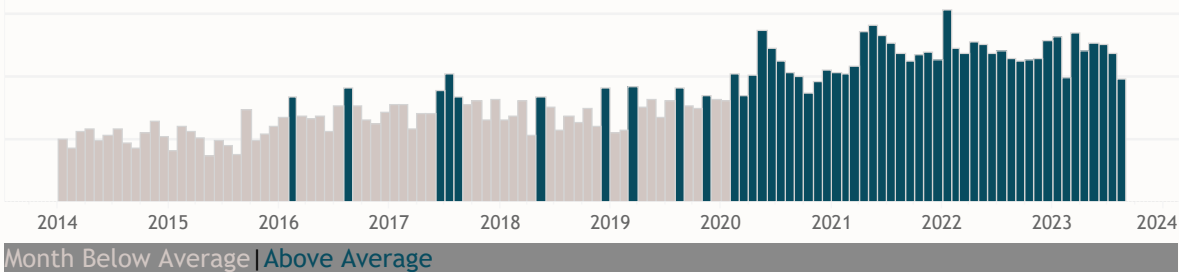
All Opioid Deaths by Sex



All Opioid Deaths by Race and Ethnicity



Statewide Number of All Opioid Deaths by Month



Wisconsin Opioid Deaths

All Opioid Deaths by Count

All Opioids

548

Heroin

39

Prescription Opioids

138

Synthetic Opioids

518

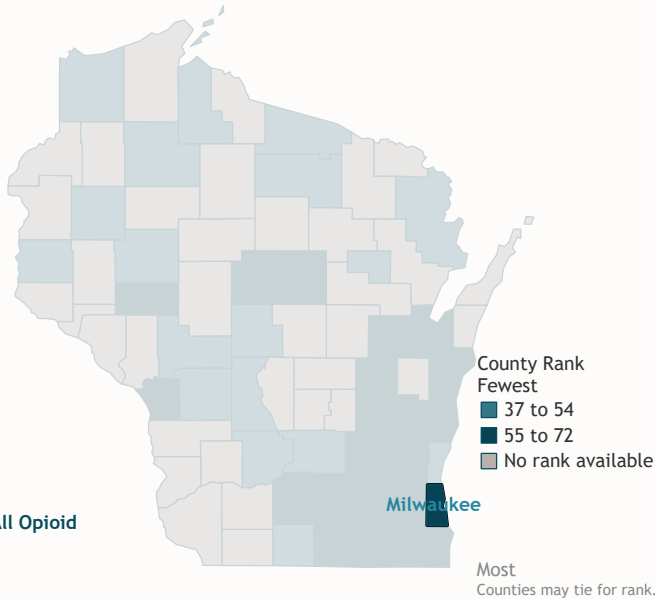
Find County
No items highlighted

Click on a county to
filter.

1,464

Statewide Count of All Opioid
Deaths

all ages, all sexes



Filters

Select Drug Type
All Opioid Deaths

Select Rate or Count
Count

Year

- ☐ 2014
- ☐ 2015
- ☐ 2016
- ☐ 2017
- ☐ 2018
- ☐ 2019
- ☐ 2020
- ☐ 2021
- ☒ 2022

Age
All

Sex
All

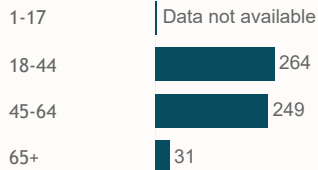
Wisconsin Vital Records
Death Data, 2014-2022.

Technical Notes

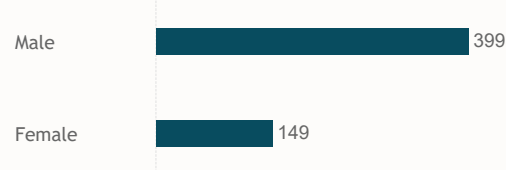
Email Us!



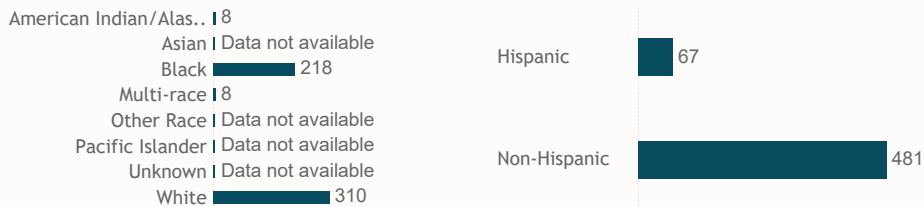
All Opioid Deaths by Age



All Opioid Deaths by Sex



All Opioid Deaths by Race and Ethnicity



Statewide Number of All Opioid Deaths by Month

