



# OD-PHAST Report to the City County Heroin Opioid Cocaine Task Force

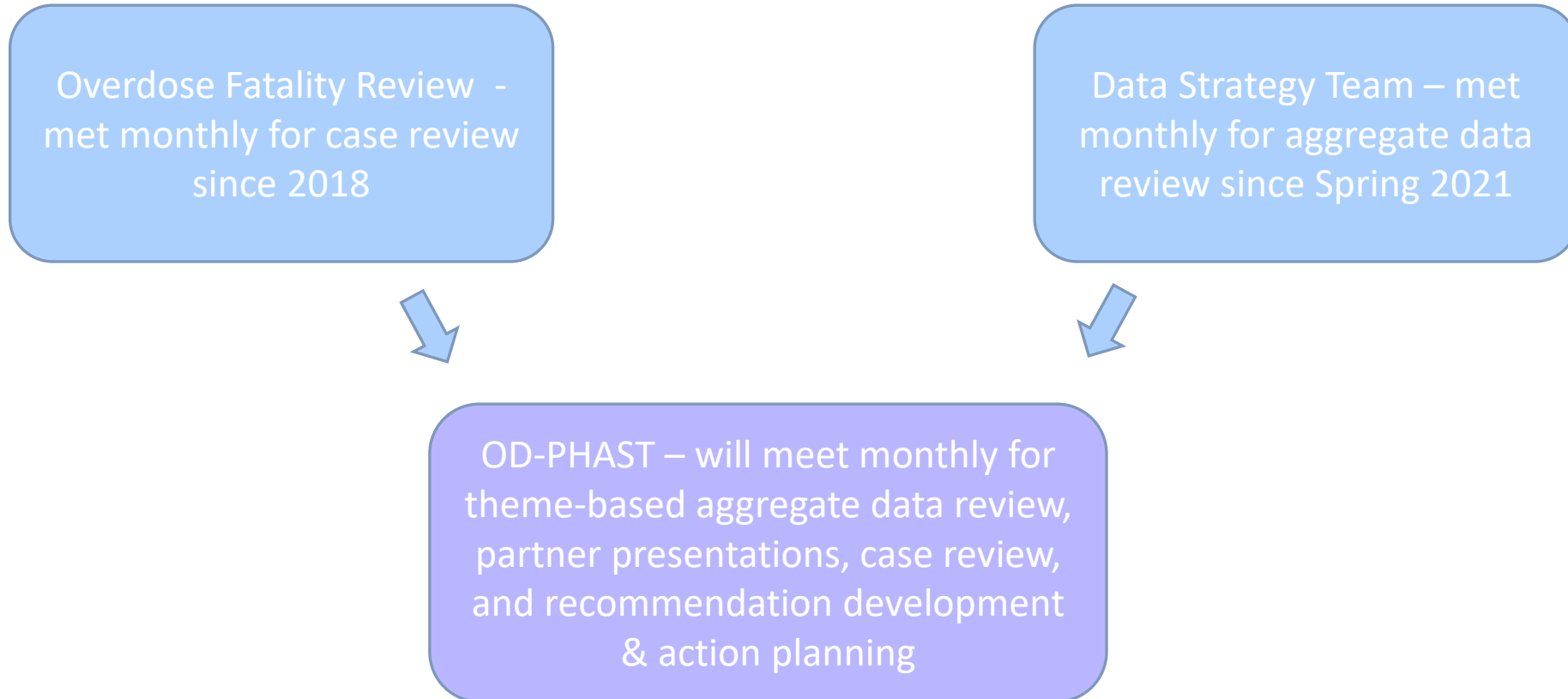
---

JANUARY 16, 2024



# OD-PHAST process change

---

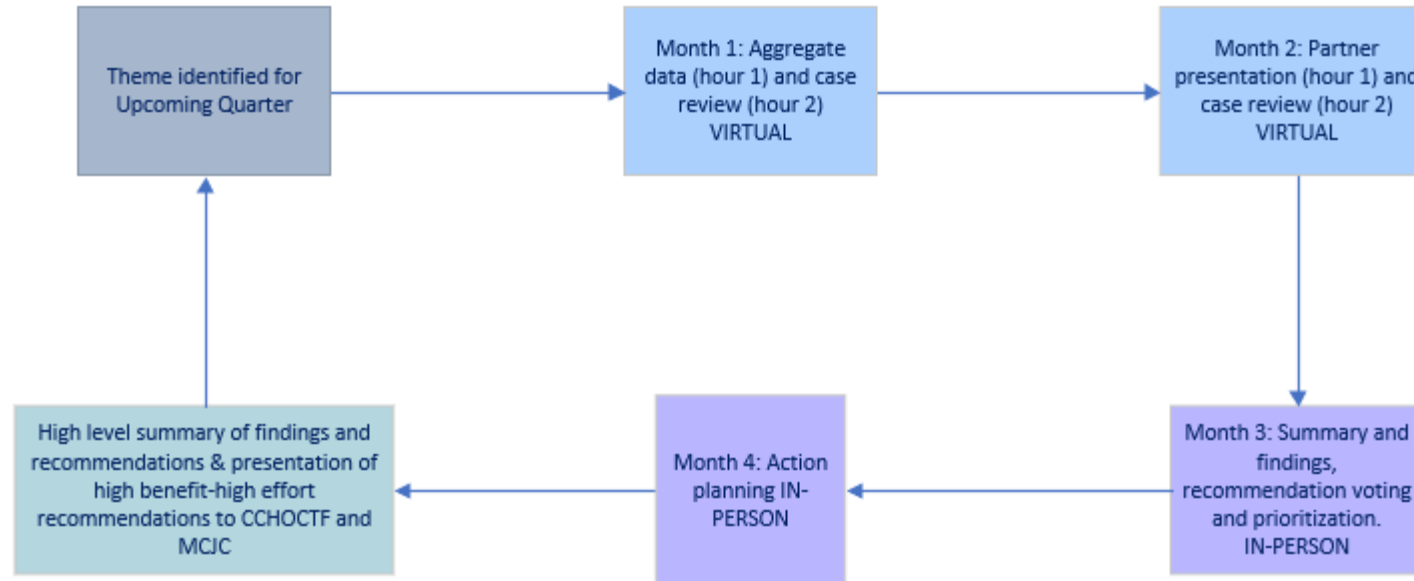


# OD-PHAST Planning Team



Agency	Name
Boys and Girls Clubs of Greater Milwaukee	Michelle Anderson
CDC Foundation, Overdose Response Strategy	Paige Andrews
City of Milwaukee Health Department	Feras Rizeq
Medical College of Wisconsin	Connie Kostelac, Amy Parry, Nicole Fumo, Jessica Ohlrich, Tiffini Lawrence
Milwaukee County Behavioral Health Services	Jeremy Triblett
Milwaukee County Medical Examiner's Office	Karen Domagalski
North Central High Intensity Drug Trafficking Areas, Overdose Response Strategy	Shaun Doyne
Samad's House	Tahira Malik
Serenity Inns	Ken Ginlack
South Milwaukee Police Department	Bill Jessup
US Attorney's Office	Elizabeth Monfils, Steve Caballero

# OD-PHAST Meeting Cadence



- Previous Data Strategy Team and Overdose Fatality Review combined into one team
- Each agency asked to identify one to two representatives
- One meeting per month, second Friday from 9 – 11 a.m.
- Virtual meetings, months 1 and 2
- In-person meeting, month 3 and 4
- Some team members may elect to join aggregate data review portion only



# OD-PHAST themes

---

Themes selected by the planning team after review of nonfatal and fatal overdose data including location mapping with an attempt to reflect current trends.

August – November 2023:  
Overdoses in the Amani  
Neighborhood

December 2023 – March  
2024: Overdoses among  
Black men aged 50 and  
above

# Recommendations from first theme: Overdoses in Amani Neighborhood



- Address gaps in culturally sensitive resources for individuals under 18 with a co-occurring mental health condition and substance use disorder.
- Provide training to and build relationships with Amani neighborhood businesses that might be visited by individuals who may benefit from harm reduction to place harm reduction resources, such as naloxone and fentanyl test strips.
- Develop a more standardized and centralized data reporting and referral system for the community paramedics in Milwaukee County including screening for overall needs such as co-occurring disorders or social determinants of health needs.
- Develop or enhance navigation for transitioning patients from a detoxification program to address treatment, support, and social determinant of health needs.
- Educate community members, particularly family and loved ones of people who use drugs, about the signs and symptoms of overdose and the changing drug supply.
- Expand substance use risk and overdose prevention education in nonprofits that serve youth and primary and secondary schools (grade school through high school).



# Current theme

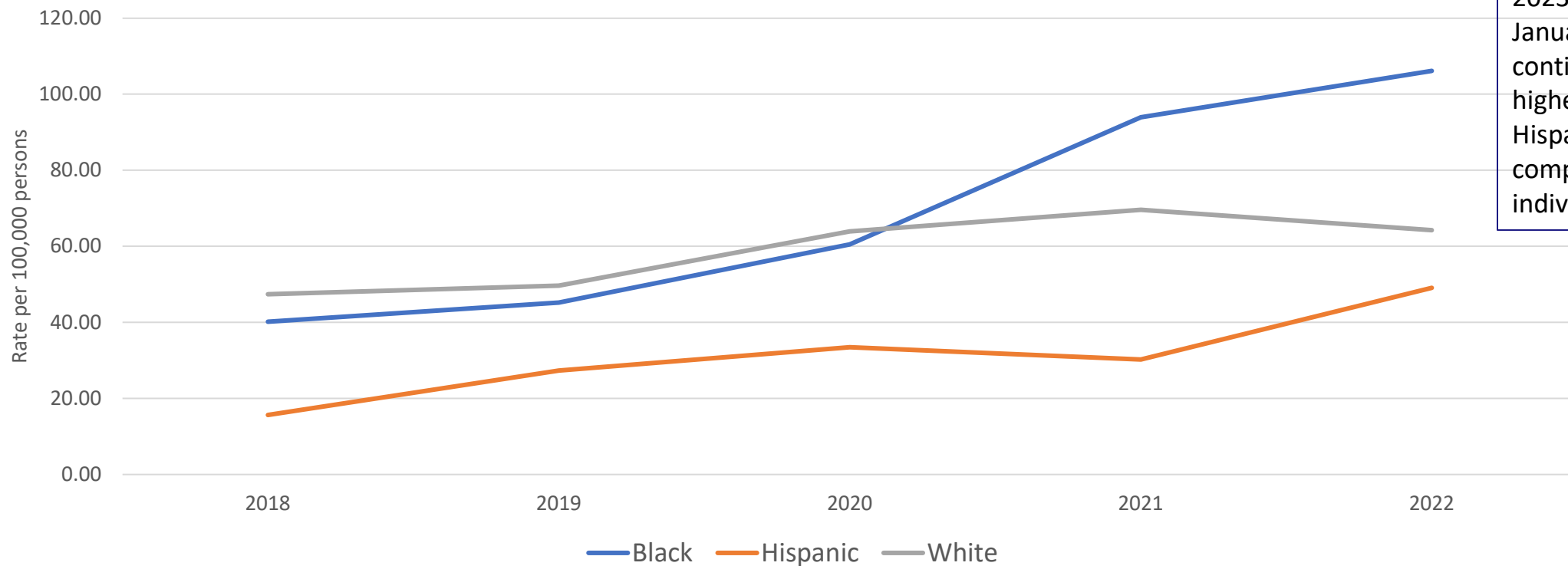
---

OVERDOSES AMONG BLACK MEN AGED 50 AND ABOVE



# The rate of overdose disproportionately impacts Black individuals in Milwaukee County and nationally.

Drug death rates, Milwaukee County, select race/ethnicity groups, all ages, 2018-2022



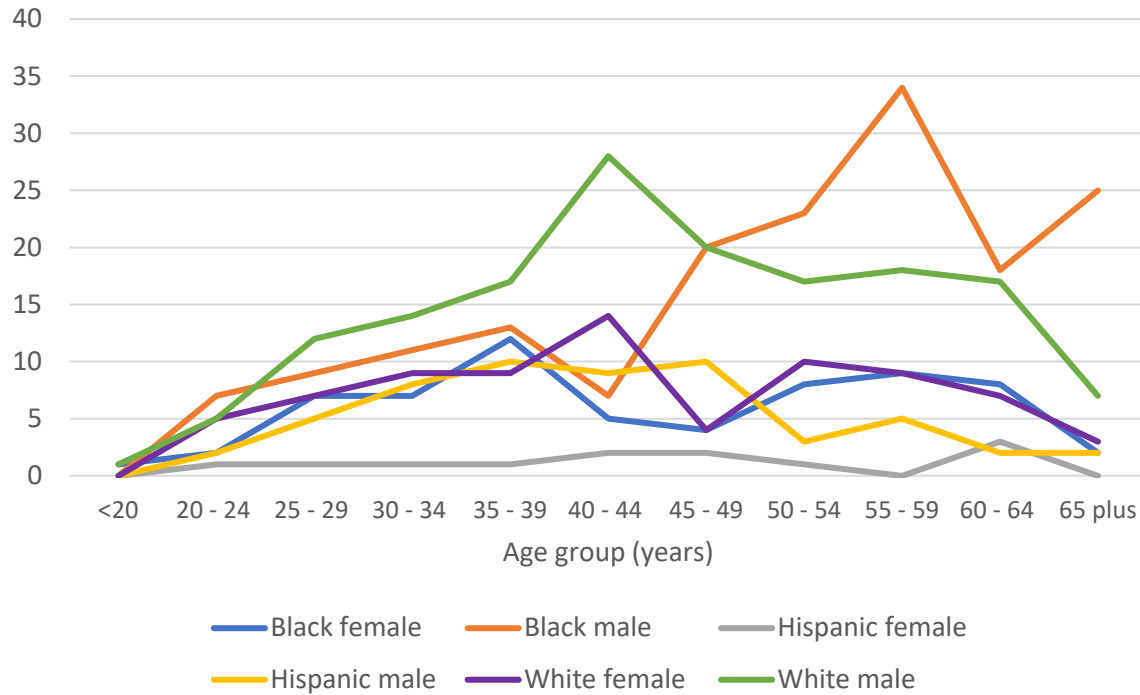
Note: Based upon confirmed 2023 drug deaths as of early January, these disparities continue. The rate is trending higher among Black and Hispanic individuals compared to White individuals.



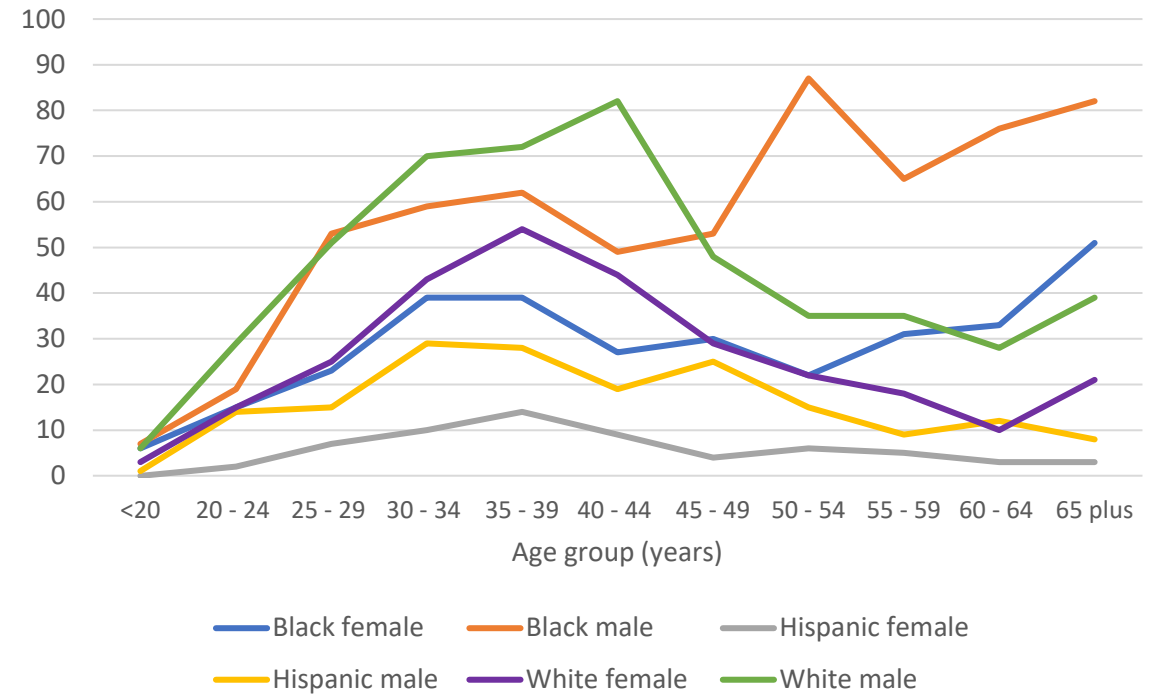
# Medical Examiner drug death data and Office of Emergency Management nonfatal overdose data from Aug. 2022 – July 2023 indicates the age group distribution differs by race and ethnicity.



Drug death counts by sex among select race and ethnicity groups



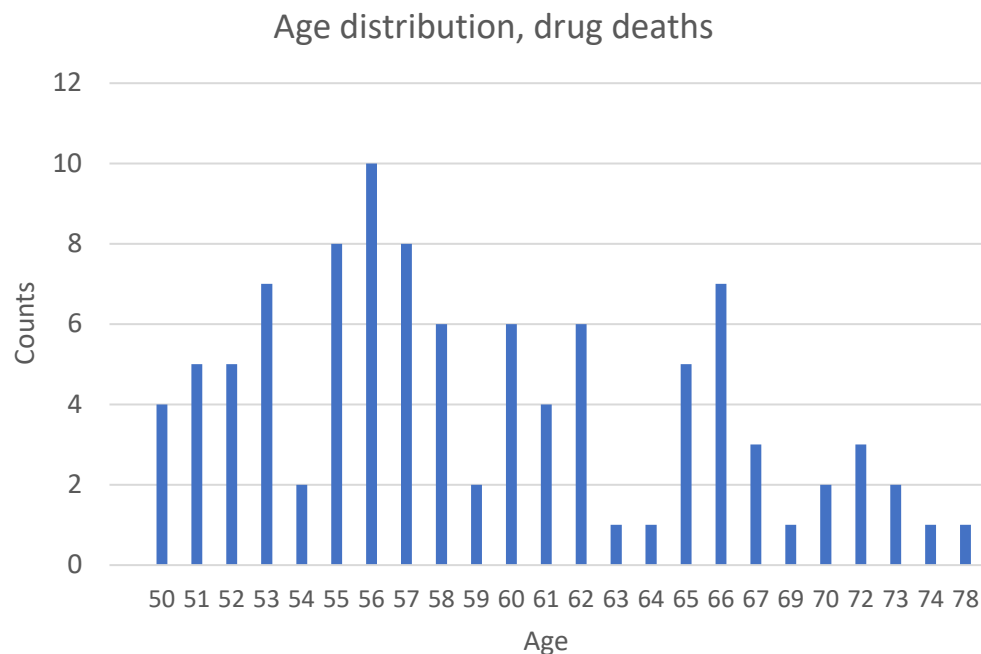
Naloxone administration counts by sex among select race and ethnicity groups



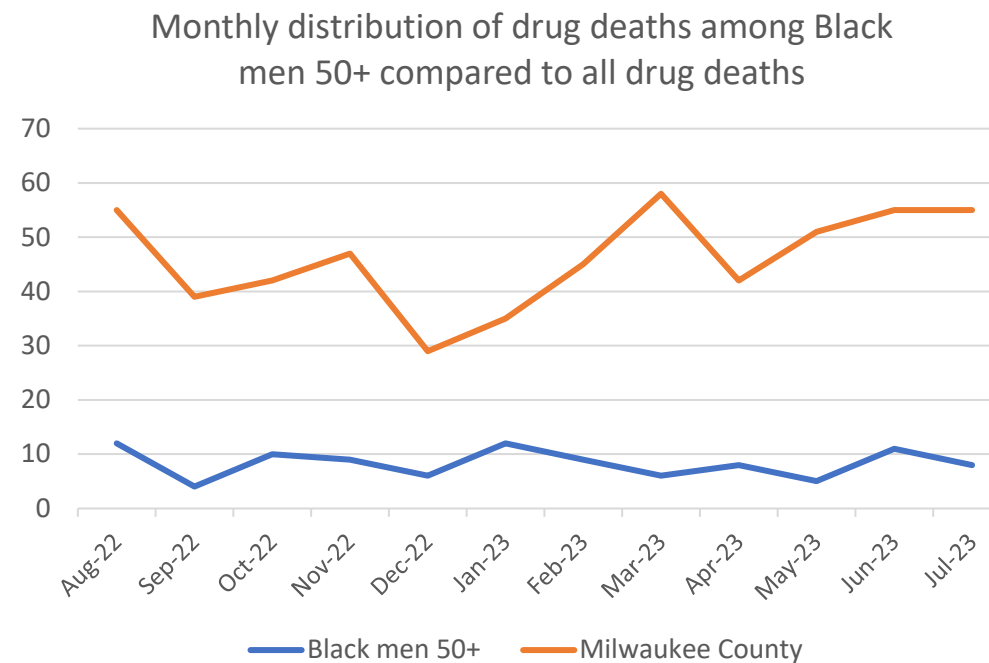
# Drug deaths among Black men aged 50 and above, Aug. 2022 – July 2023 (N=100)



**AVERAGE AGE = 59.3 YEARS**



**MONTHLY COUNT GENERALLY FOLLOWED PATTERN OF ALL DRUG DEATHS**





# Drug deaths among Black men aged 50 and above, Aug. 2022 – July 2023 (N=100)

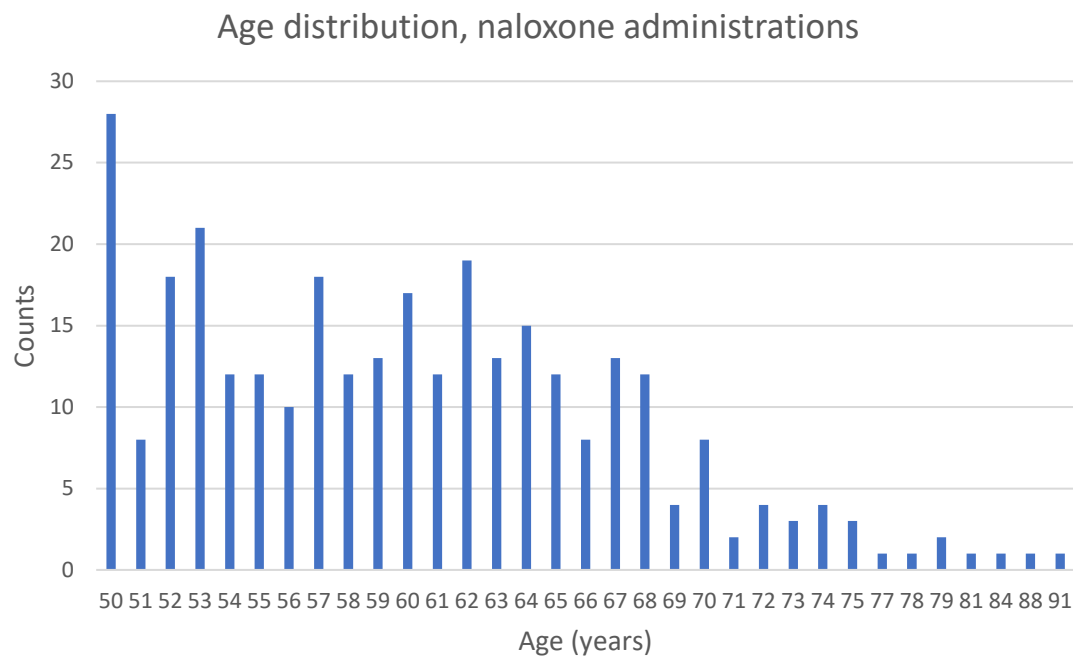
*Most drug deaths occurred at the individual's residence, and more than half involved at least fentanyl and cocaine.*

Incident location type	Percent of cases
Residence (decedent's)	72%
Residence (not decedent's)	15%
Sidewalk/yard/alley	3%
Business	1%
Homeless encampment	1%
Hotel/motel	1%
Parking lot	1%
Other	1%
Substances involved (alone or in combination with other substances)	Percent of cases
Fentanyl	77%
Heroin (all involved fentanyl)	9%
Cocaine	71%
Methamphetamine	9%
Xylazine (all involved fentanyl)	11%
Fentanyl + stimulant	54%
Fentanyl + at least cocaine (includes 5 cases with methamphetamine also)	53%
Fentanyl + methamphetamine without cocaine	1%

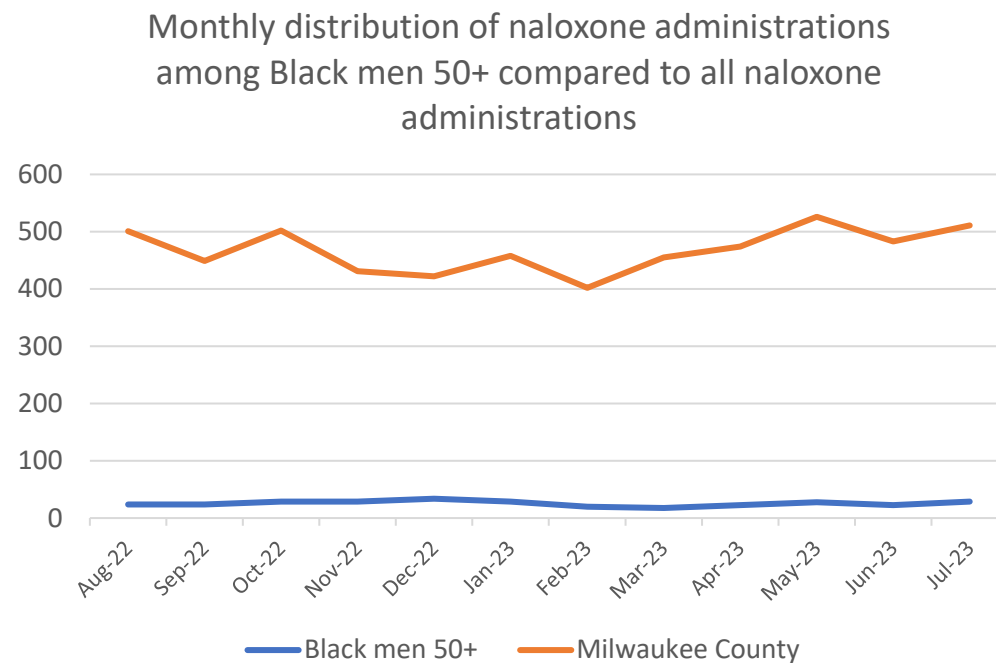
# Naloxone administrations among Black men, aged 50 and above, Aug. 2022 – July 2023 (N=310)



AVERAGE AGE = 60.2 YEARS



MONTHLY COUNT GENERALLY FOLLOWED PATTERN OF ALL NALOXONE ADMINISTRATIONS



# Naloxone administrations among Black men, aged 50 and above, Aug. 2022 – July 2023 (N=310)



*Most naloxone administrations occurred in a residence (single-family home or apartment)*

Location type	Percent of cases
Single-family non-institutional (private) house	64%
Street and highway	19%
Private commercial establishments	5%
Nursing home	3%
Apartment	2%
Public park	2%
Health care provider office	1%
Hospital	1%
Unspecified residential institution	1%
Other	1%
Missing	1%

**VOICES**

**WISCONSIN**

A HEALTH SURVEY



# Study Overview

## What is the VOICES study?

- A survey about the health of people who use drugs in Milwaukee.

## Study goals:

- To learn directly from PWUD about their lived experience and needs/wants
- To learn about the health of people who use drugs in Milwaukee
- Identify gaps in access to harm reduction and treatment services in Milwaukee

*This study is part of the Bloomberg Overdose Prevention Initiative and was a partnership of Johns Hopkins University and Vital Strategies. The Pacific Institute for Research and Evaluation (PIRE) was contracted to collect study data. The study is funded by Bloomberg Philanthropies.*



# Data Collection

- Anonymous 30-minute phone survey fielded in January – April 2023
- Individuals recruited at 15 organizations

## RECRUITMENT SITES:

- Wisconsin Community Services
- Milwaukee Fire Department
- Gerald L. Ignace Indian Health Center
- Westcare
- United Methodist Childrens Services of WI
- West Allis Fire Department
- Benedict Center
- Sixteenth Street Community Health Center
- Community Medical Services
- City of Milwaukee Health Department
- Vivent Health
- Samad's House
- Community Warehouse
- Froedtert
- Clean Slate



# Survey Eligibility

- 18 years of age or older
- Has used opioids, methamphetamines, cocaine, or crack within the past year
- Has a survey recruitment card with a unique ID code from a program or peer

Respondents compensated \$25 for their time.

**VOICES**  
WISCONSIN

A HEALTH SURVEY

**INVITES PARTICIPANTS**  
to complete an anonymous  
phone survey

**\$25**  
GIFT CARD

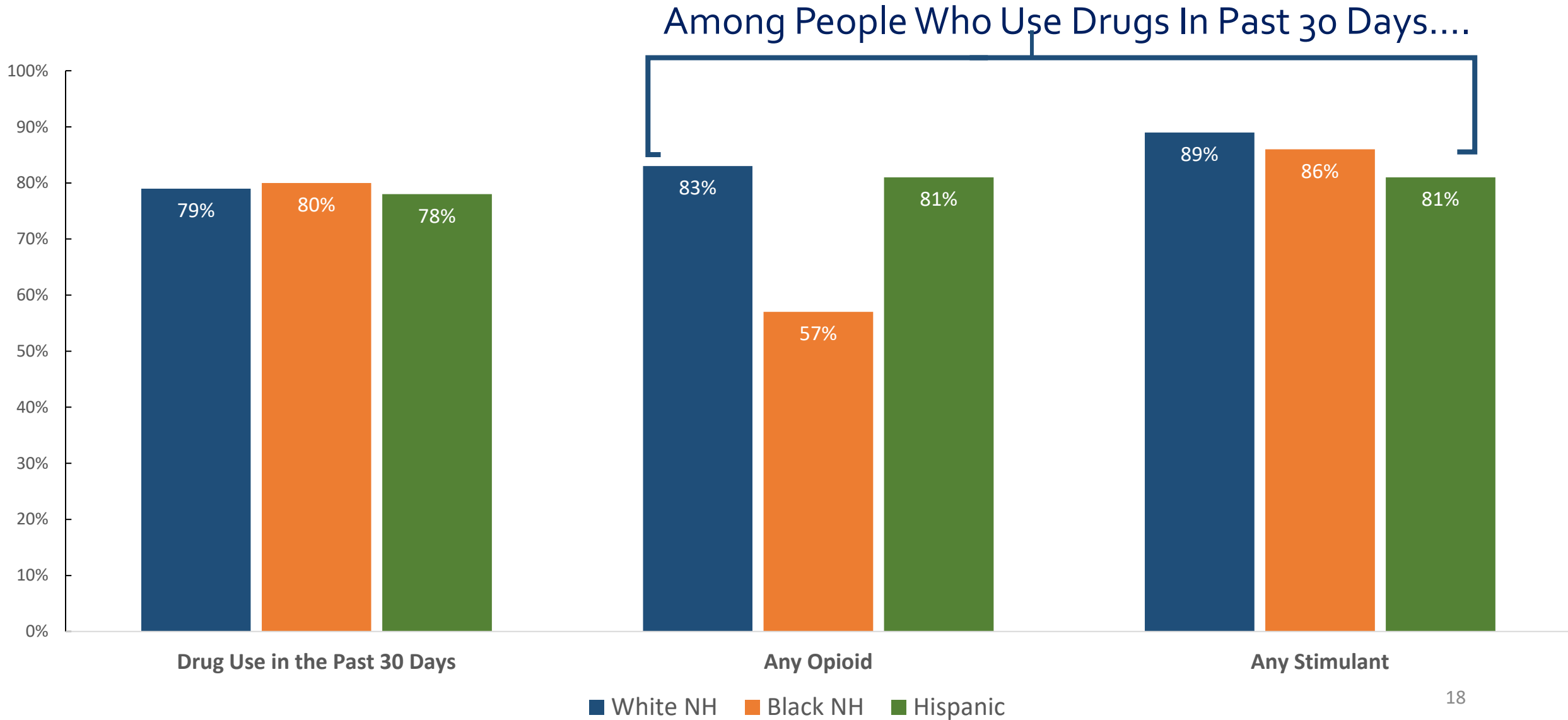
offered to  
all eligible  
participants

Call **1-866-236-2103** or  
email/text [surveyWI@pire.org](mailto:surveyWI@pire.org)  
for more information.

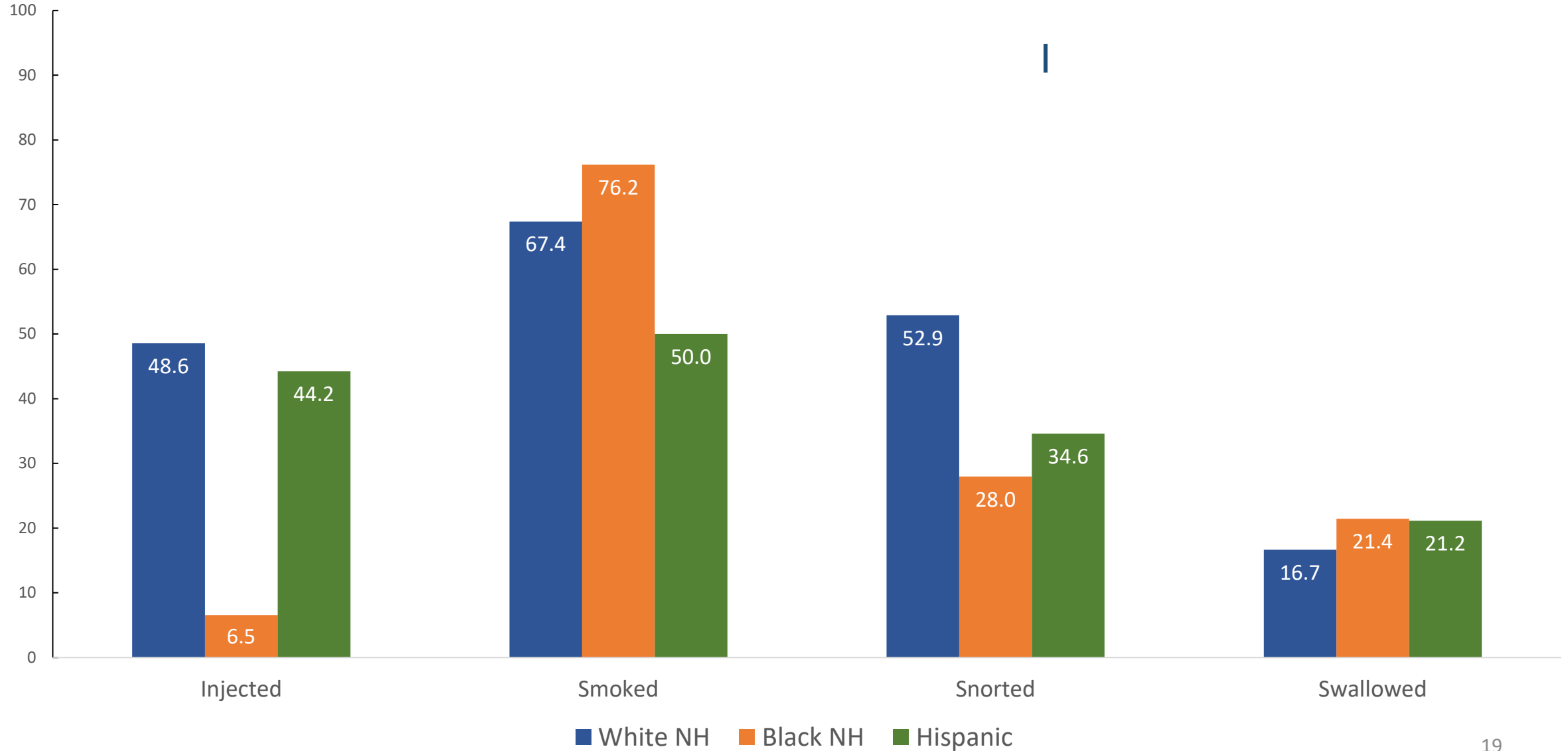
Participant ID: **1234567890**

This participant ID can only  
be used once.

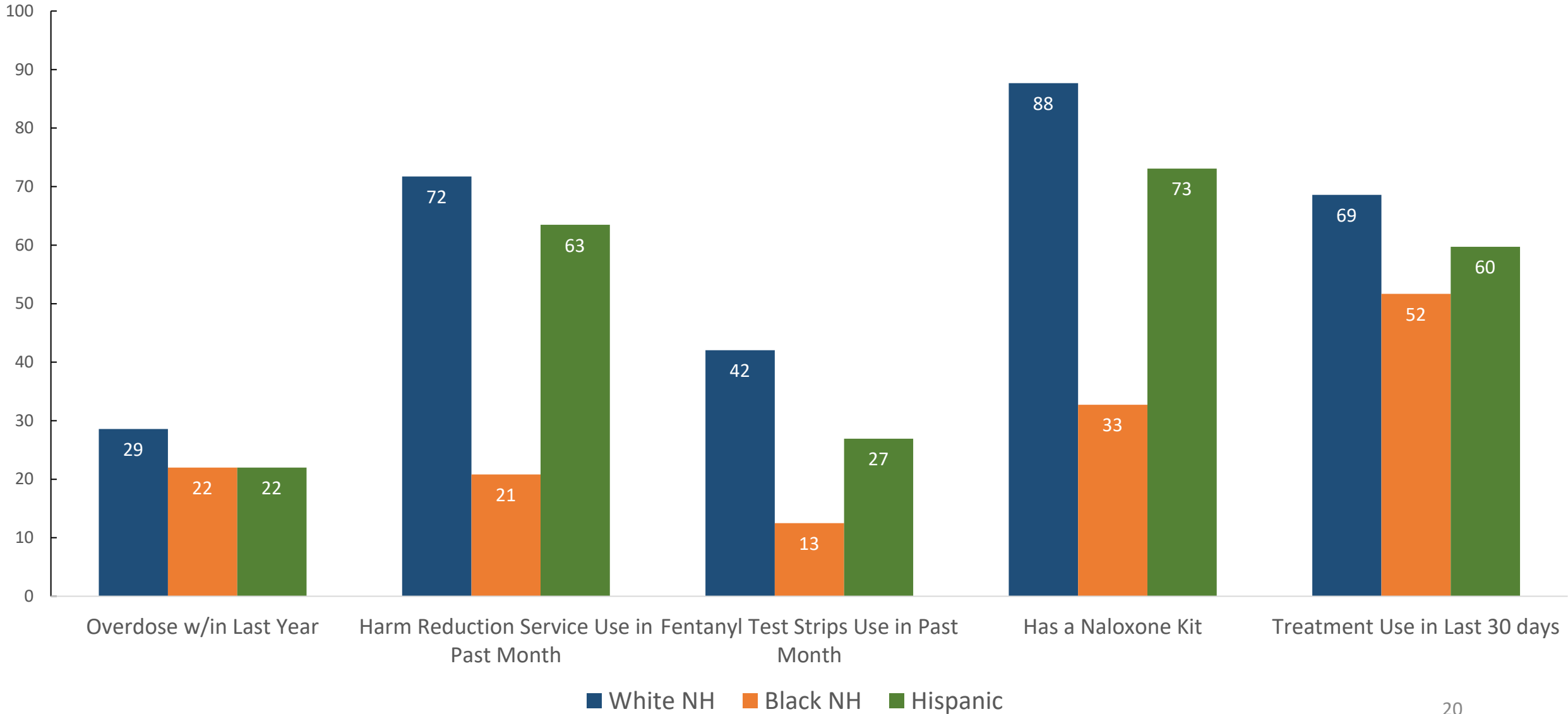
# Drug Use Characteristics by Race/Ethnicity



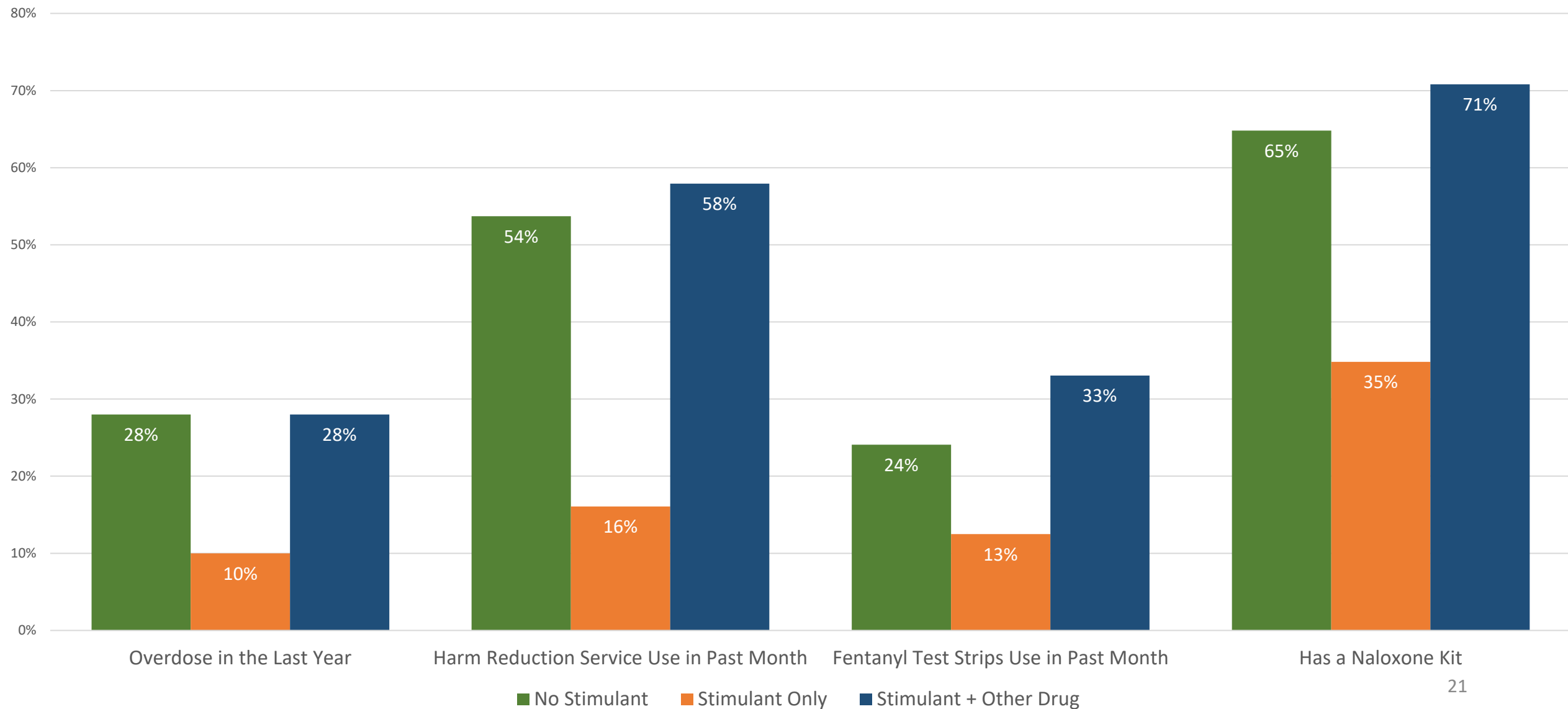
# Method of Use by Race/Ethnicity



# Overdose and Service Use by Race/Ethnicity



# Overdose and Harm Reduction by Stimulant Use



# Questions?



Adrienne Hurst  
[ahurst@vitalstrategies.org](mailto:ahurst@vitalstrategies.org)



Brendan Saloner  
[bsaloner@jhu.edu](mailto:bsaloner@jhu.edu)

Sachini Bandara  
[sbandara@jhu.edu](mailto:sbandara@jhu.edu)

# OD-PHAST and Task Force Collaboration

MILWAUKEE  
C O U N T Y  
O D - P H A S T  
O V E R D O S E  
P U B L I C H E A L T H  
& S A F E T Y T E A M



Data-driven recommendations generated by OD-PHAST



Recommendation prioritization and action planning built into OD-PHAST process



Some recommendations will need funding or multi-agency collaboration beyond an OD-PHAST action team



Does the task force have capacity to engage OD-PHAST on recommendations? If so, how does the task force envision collaboration with OD-PHAST?