

## 2022-2024 City of Milwaukee Paving Metrics

In the exhibits, below, you will see the historical funding provided for street paving for 2022-2024, and the corresponding lane miles\* achieved as a result.

For the High Impact Paving Program, our constructed lane miles have increased as the funding has gone up. Between 2023 and 2024, we expect the relationship between funding and constructed lanes miles to flatten somewhat as the costs of the ADA ramps (concrete work) continue to escalate disproportionately.

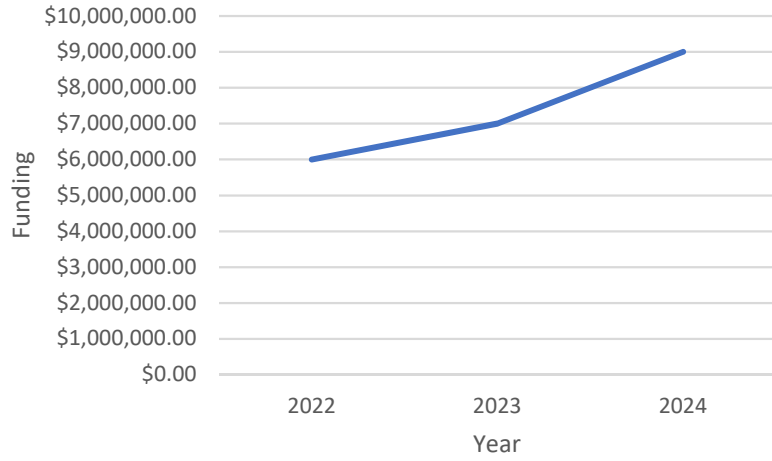
For the Local Paving Program, the story is a bit different. Generally, lane miles has kept relative pace with the amount of funding provided, with the slight increase in lane miles of pavement per dollar going up in 2023 relative to 2022 (despite higher-than-normal inflationary cost increases in materials and labor). This was mostly due to the fact that all the projects in this category were switched to those only needing resurfacing with asphalt pavement for 2023, which is considerably cheaper than concrete pavement. The driving force behind this change was our inability, due to supply chain issues, to secure materials for LSL replacements that are mandated to occur when a street is fully reconstructed with concrete. The change of projects from concrete to asphalt allowed us to construct more lane miles as compared to if we had selected projects that were full reconstructs with concrete, but resurfacing projects result in a shorter lifespan for a given roadway when compared to a reconstruction project. Between 2023 and 2024, we expect to see a more linear relationship between the increase in funding and the increase in lane miles as we, once again, begin to reconstruct streets with concrete.

Overall, you will see that the \$4M increase in funding between 2023 and 2024 is anticipated to create 9 additional lane miles of construction.

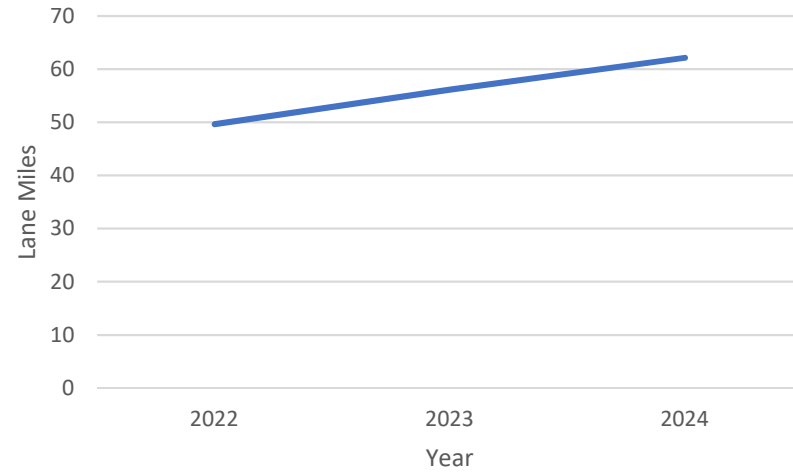
\*9-foot average lane width is assumed, with lane miles used to address variability in street widths

HIP			Local			Combined		
Year	Lane Miles	Funding	Year	Lane Miles	Funding	Year	Lane Miles	Funding
2022	49.66	\$6,000,000.00	2022	9.30	\$8,750,000.00	2022	58.96	\$14,750,000.00
2023	56.18	\$7,000,000.00	2023	6.68	\$7,000,000.00	2023	62.86	\$14,000,000.00
2024	62.14	\$9,000,000.00	2024	9.86	\$9,000,000.00	2024	72.00	\$18,000,000.00

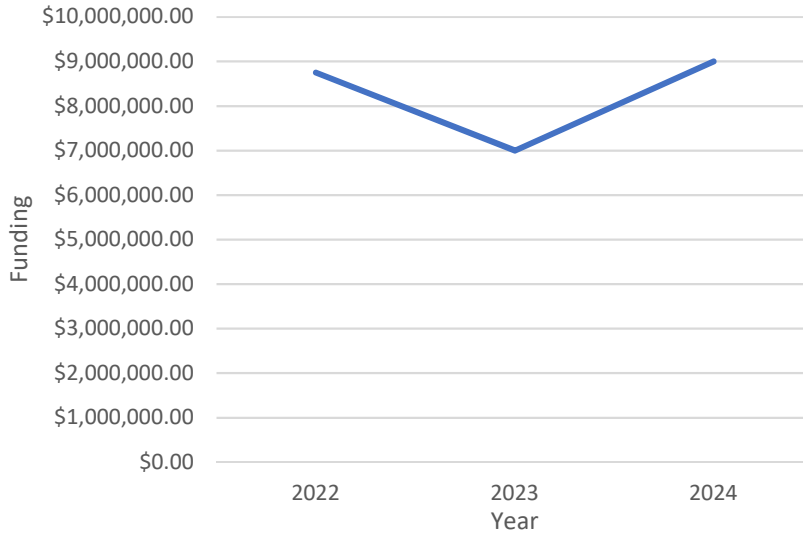
### High Impact Paving



### High Impact Paving



### Local Paving



### Local Paving

