

# 2024 Proposed Budget Overview

---



## Department of Public Works: Transportation Fund

Leveraging city transportation assets and programs to support city goals and diversify the city's fiscal base

# 2024 Budget Summary

	2023 Adopted Budget	2024 Proposed Budget	Amount Change	Percent Change
FTEs – O&M	119.00	135.00	16.00	13.4%
FTEs - Other	0.00	0.00	0.00	-
Total Positions Authorized	123	135	12	9.8%
Salaries & Wages	\$5,300,755	\$6,915,026	\$1,614,271	30%
Fringe Benefits	2,120,302	2,766,011	645,709	30.5%
Operating Expenditures	17,378,068	20,166,911	2,788,843	16.0%
Equipment	513,000	750,000	237,000	46.2%
Special Funds	4,464,000	5,261,847	797,847	17.9%
Transfer to General Fund	10,000,000	0	-	-
			10,000,000	100.0%
<b>TOTAL</b>	<b>\$29,776,125</b>	<b>\$35,859,795</b>	<b>\$6,083,670</b>	<b>20.4%</b>

# Salaries and Positions

	<b>2023 Adopted Budget</b>	<b>2024 Proposed Budget</b>	<b>Amount Change</b>	<b>Percent Change</b>
FTEs – O&M	119.00	135.00	16.00	13.4%
Total Positions Authorized	123	135	12	9.8%
Salaries & Wages	\$5,300,755	\$6,915,026	\$1,614,271	30%

- \$1.2m in reclasses, matrix placements, equity adjustments, and market studies
- New positions:
  - 2 additional tow lot attendants (partial offset in operating)
  - 1 accountant
  - 8 auxiliary parking enforcement officers (partially funded)
  - Civil engineer (transfer from Ops)

# Operating Expenses

	<b>2023 Adopted Budget</b>	<b>2024 Proposed Budget</b>	<b>Amount Change</b>	<b>Percent Change</b>
Operating Expenditures	17,378,068	20,166,911	2,788,843	16.0%
Equipment	513,000	750,000	237,000	46.2%

- Adjustments to better reflect actuals
- Includes towing services (per tow cost of either \$105 or \$125/flatbed), collections technology, and reimbursable fleet purchases
  - CMAQ will begin reimbursement in late 2024
- Equipment budget for license plate recognition software refresh/replacement

# Special Funds

Account	2023 Adopted Budget	2024 Proposed Budget	Amount Change	Percent Change
Payment to Debt Service	\$3,000,000	\$3,505,105	\$505,105	16.8%
Payment in Lieu of Taxes	1,464,000	1,503,242	39,242	2.7%
Dockless scooter	0	253,500	253,500	-
<b>TOTAL</b>	<b>\$4,464,000</b>	<b>\$5,261,847</b>	<b>797,847</b>	<b>17.9%</b>

- Debt service payments reflect obligations to city for American Family Field
- PILOT is paid to city and indexed to inflation
- Dockless scooter is budget neutral. Moved from Infrastructure.

# Revenues

Category	2023 Adopted Budget	2024 Proposed Budget	Amount Change	Percent Change
Streetcar	\$3,524,309	\$4,508,687	\$984,378	28%
Parking Permits	3,941,000	4,010,000	69,000	2%
Parking Meters	4,795,000	6,057,000	1,262,000	26%
Structure & Lot Leases	5,415,716	5,996,300	580,584	11%
Tow Lot	6,600,100	6,550,000	-50,100	-1%
Parking Citations	15,000,000	15,000,000	0	0%
Dockless Scooter	0	253,500	253,500	-
Miscellaneous	500,000	100,000	-400,000	-80%
<b>TOTAL</b>	<b>\$39,776,125</b>	<b>\$42,475,487</b>	<b>\$2,699,362</b>	<b>6.8%</b>

- Considering additional policies to increase revenues
- 2023 parking citation revenue to date = \$10.3m (2022 revenue = \$14.2m)
- 2023 total revenue to date = \$24.1m (2022 revenue = \$35.8m)

# Capital Expenses

Project	2023 Adopted Budget	2024 Proposed Budget	\$ Change	% Change
Emergency Structure Rpr	\$200,000	\$250,000	\$50,000	25.0%
MacArthur Sq Renovation	610,000	750,000	140,000	23.0%
Tow Lot Renovations	0	100,000	100,000	-
Structure Inspections	0	150,000	150,000	-
2nd/Plankinton Repairs	0	600,000	600,000	-
Surface/Tow Lot Repaving	275,000	0	-275,000	-100.0%
1000 N. Water Repairs	500,000	700,000	200,000	40.0%
ADA Compliance	50,000	0	-50,000	-100.0%
Green Lots	700,000	100,000	-600,000	-85.7%
Single-space Meters	75,000	250,000	175,000	233.3%
Streetcar 5 year overhaul	0	421,989	421,989	-
Assetworks SASS	0	90,000	90,000	-
<b>TOTAL</b>	<b>\$2,410,000</b>	<b>\$3,411,989</b>	<b>\$1,001,989</b>	<b>41.6%</b>

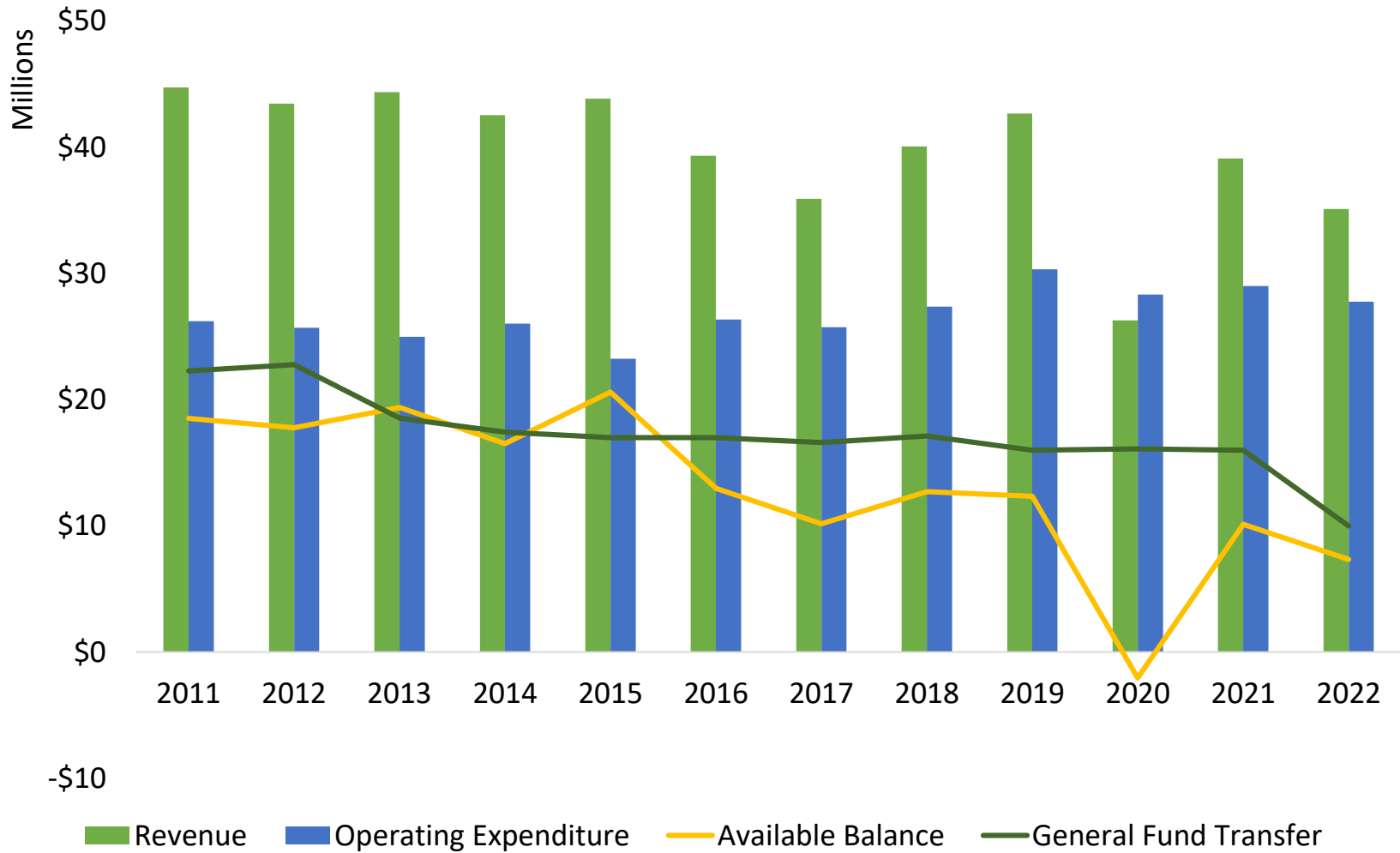
# Capital Expenses

---

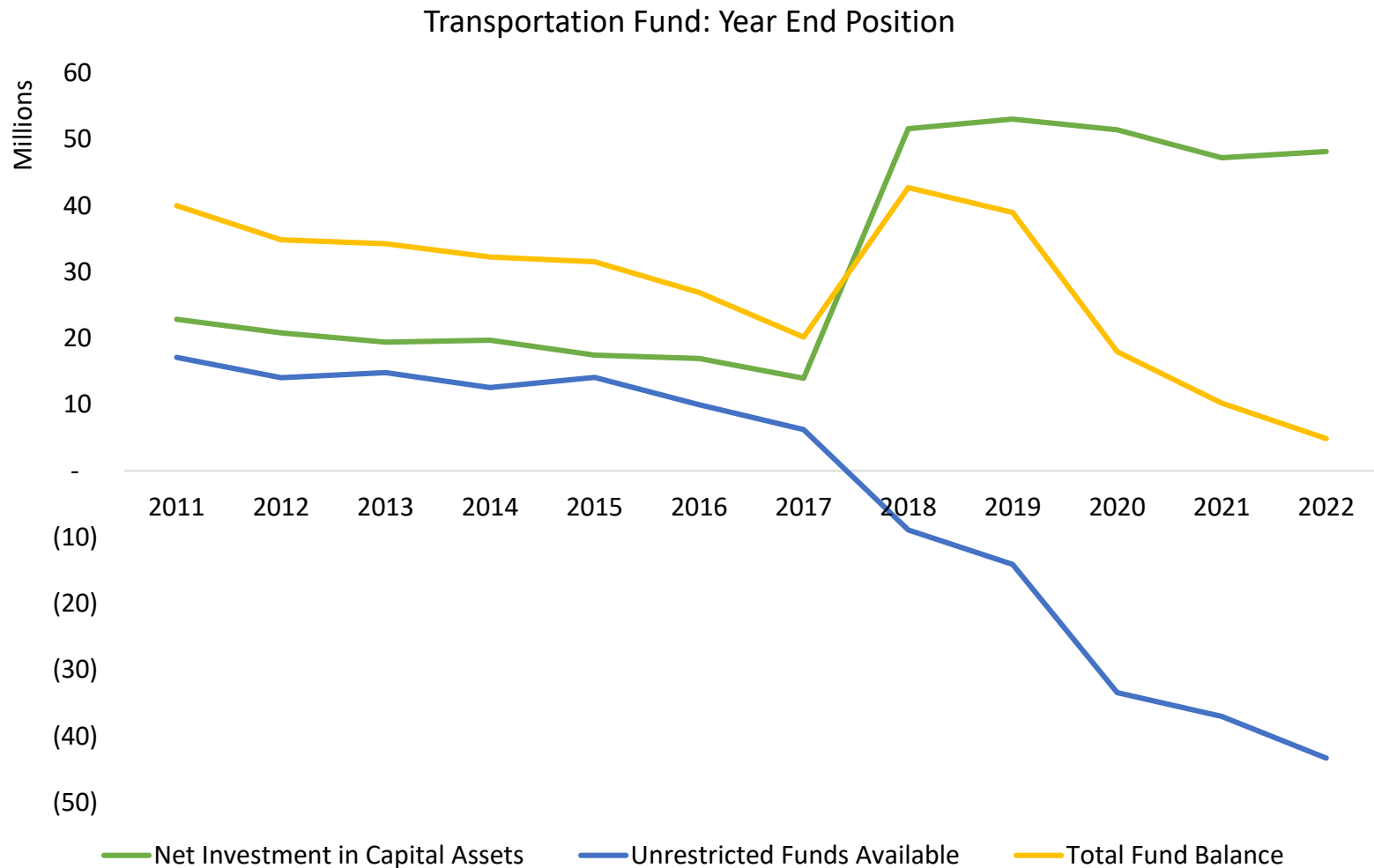
- Activating MacArthur Square (\$750k) and inspecting the 9<sup>th</sup> St Tunnel (\$150k)
  - WisDOT paying 50% of tunnel repair costs
- Facility repairs (\$1.6m)
  - Emergency repairs (\$250k)
  - Elevator repairs at 2<sup>nd</sup>/Plankinton (\$600k) and 1000 N Water (\$700k)
- Several meters (\$250k) slated for replacement
- Tow Lot renovations (\$100k)
  - Partnership with MMSD
- Streetcar maintenance (\$422k)
  - FTA requirement
- Assetworks SASS (\$90k)
  - Fleet operations software for repair tracking
  - Also used by Fleet



# Operating Fund Balance History



# Transportation Fund Balance History



# Key Performance Indicators

<b>Key Performance Measures</b>	<b>2022 Actual</b>	<b>2023 Projected</b>	<b>2024 Planned</b>
Number of parking citations issued	469,641	470,000	550,000
Number of vehicles towed to the city's tow lot	24,687	24,152	25,000
Number of night parking permits issued	113,014	116,397	116,500
Number of Street Car riders	372,107	477,286	525,015

# Department Demographics

	<b>Female</b>	<b>Male</b>	<b>Total</b>	<b>%</b>
Black	37	17	54	53%
White	18	19	37	37%
Hispanic	5	3	8	8%
American Indian	1	1	2	2%
<b>Total</b>	<b>61</b>	<b>40</b>	<b>101</b>	<b>100%</b>
<b>%</b>	<b>60%</b>	<b>40%</b>	<b>100%</b>	

- 89% residency

# Climate Initiatives

## ■ Green Lots

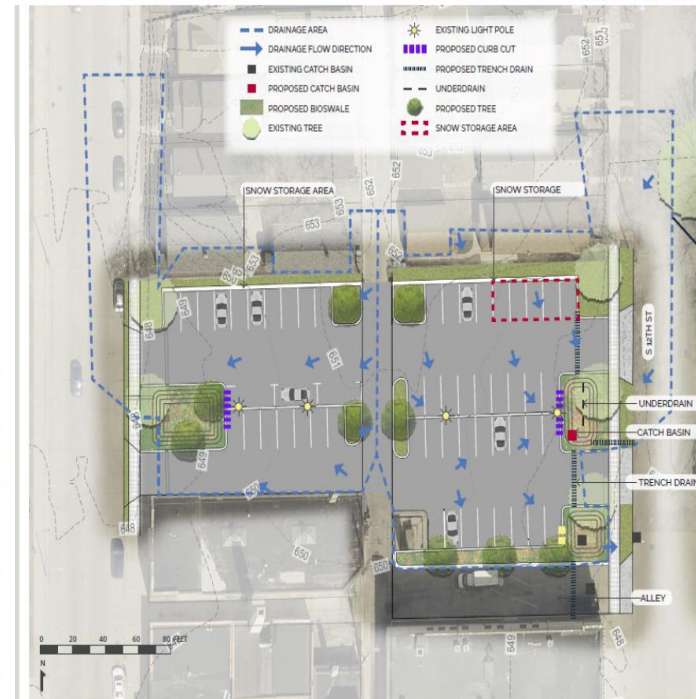
- Community-driven design
- Capital funded

## ■ Parking Enforcement Electric Vehicle (EV) Fleet Conversion

- \$1.7M WISDOT CMAQ Grant Award for the 2022-26 cycle (Total project cost = \$2.1m)
- Reimbursable starting 11/25/24

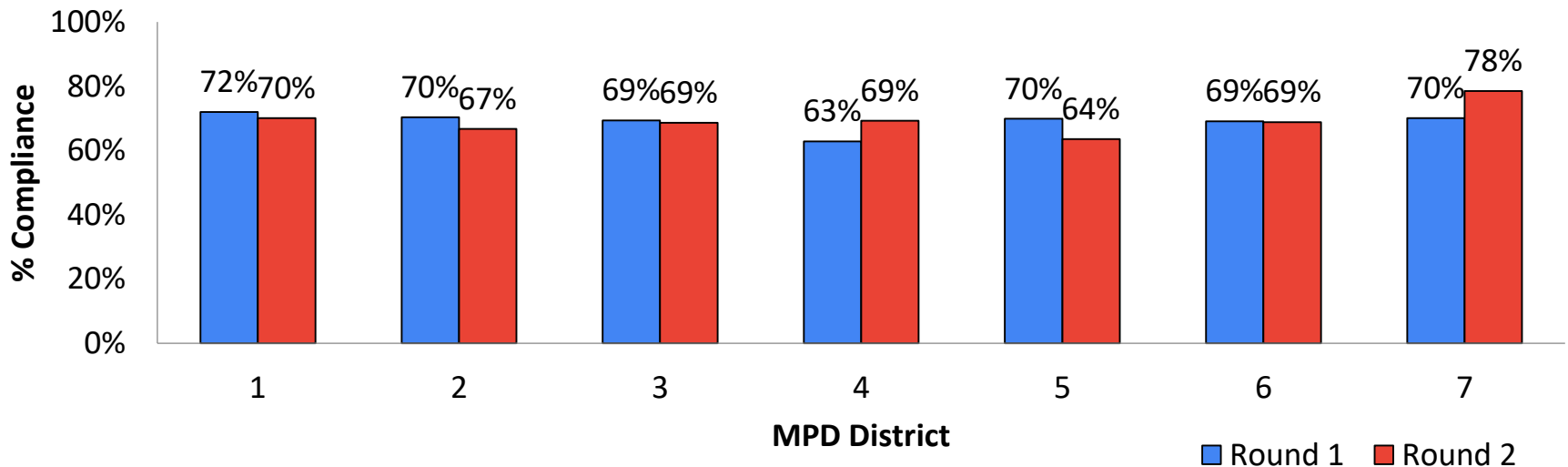
OUR NEIGHBORHOOD  
**GREY to GREEN**

OUR CLIMATE IS CHANGING. THAT MEANS MORE INTENSE RAIN, BIGGER STORMS, AND CHANGES IN TEMPERATURE.



# Parking Permit Equity

## Night Parking Permit Compliance by MPD District



- Equal night parking enforcement across all MPD districts and every block of the city
- Citywide 70% compliance in both rounds
- Ongoing compliance measurement and strategy review
- Complaint driven enforcement is not included in this graph (24,737 YTD complaints)

# 2024 Transportation, Parking & Mobility Initiatives

---

- Enhance metered payment options (Apple Pay and Google Pay)
- Enhance night parking permit options
- Issue citation by mail for night permit violations for staff safety
- Test parking and mobility technology advancements to assess the accuracy of data/information available to promote and enhance access
- Propose increasing meter citation fee to \$25 from 2009 enacted fee of \$22 to address increased costs of enforcement (equipment, technology, safety)
- Propose increasing towing fees to recover enforcement costs
- Propose requiring outstanding debt payment to retrieve towed vehicles
- Workforce Development
  - Continual recruitment for Parking Enforcement Officers
  - Reclassifications to address ongoing retention challenges

# 2024 Streetcar Initiatives

---

- Beginning regular L-Line service with opening of Couture
- Increasing Saturday service frequency
- Seeking more grant opportunities
- Maximizing sponsorship/marketing opportunities
- Completing 5-year overhaul of three streetcars (FTA requirement)



# Streetcar Operation Highlights

Measure	2019	2020	2021	2022	2023 <i>(thru. Aug)</i>	Goal
Annual Ridership	760,321	261,303	301,170	372,107	342,935	595,000
Daily Ridership	2,083	714	825	1,019	1,411	1,850
On-Time Performance	92.4%	95.0%	97.0%	97.2%	96.9%	>90%
Scheduled Trips completed	99.0%	98.2%	99.0%	98.3%	98.6%	>98%
Preventable Accidents	4	12	1	2	0	< 5/yr

- 49% ridership increase from 2022 to 2023 so far
- Total 2,194,328 riders through August 2023