

2024



Legislative Reference Bureau

www.milwaukee.gov/lrb



WATER WORKS



2024 Proposed Plan and Executive Budget Review

Prepared by: Aaron Cadle, Legislative Fiscal Analyst

Budget Hearing: 9:00 am on Thursday, October 5, 2023

\$124,103,341

Proposed 2024 Budget + ARPA

\$124,103,341

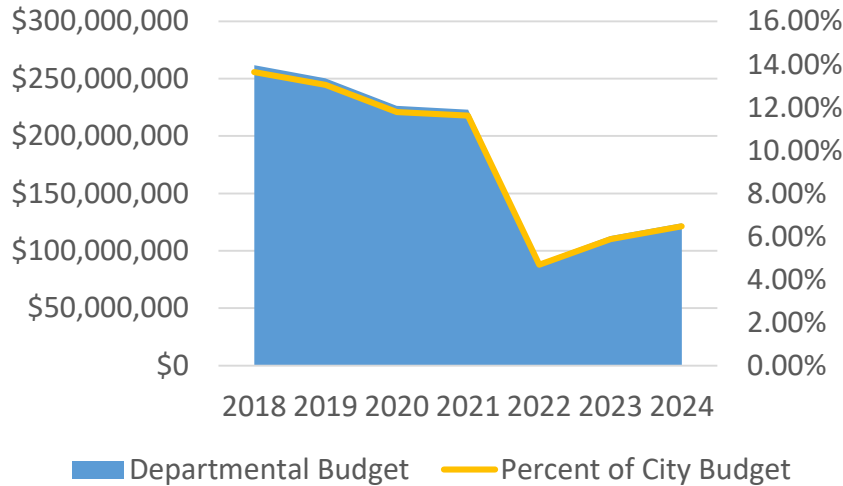
Proposed 2024 Budget (Levy)

\$11,356,658

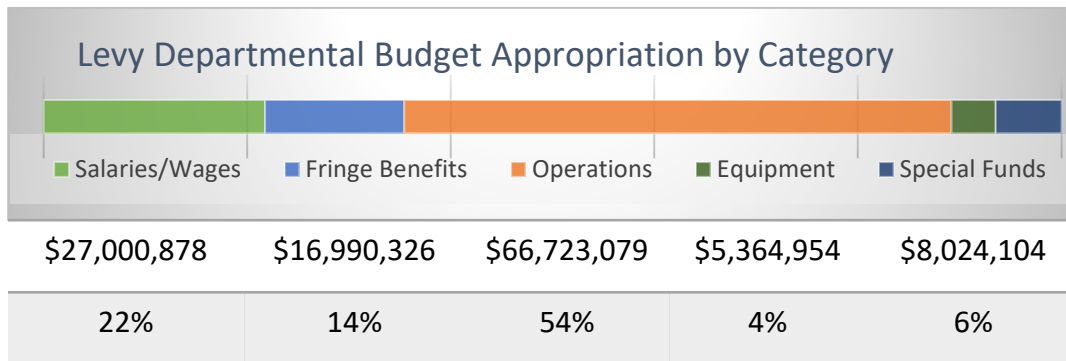
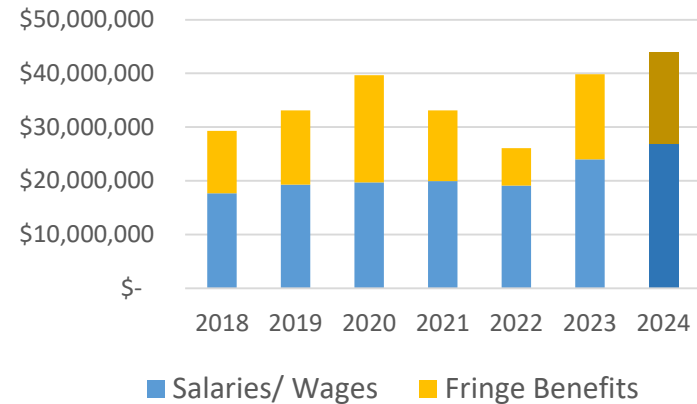
\$ Overall Change from 2023
(ARPA + Levy)

\$119,339,511

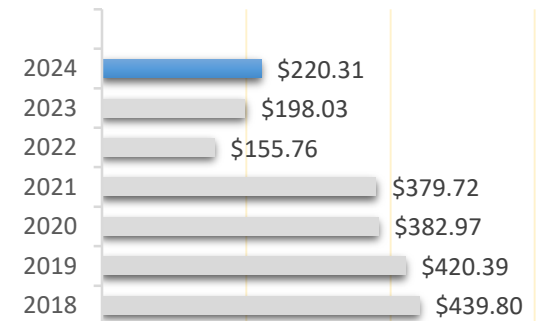
Requested 2024 Budget



Personnel Budget



Levy Budget per Capita



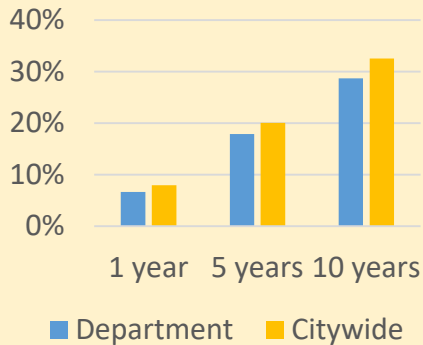
\$0

2024 Salaries and Wages funded with ARPA

\$3,022,065

Increase in Salaries and Wages, compared to 2023 (ARPA + Levy)

Retirement Eligible



Staffing Vacancies

Highlighted Vacancies - August, 2023

Civil Engineer III	2
Customer Service Representative III	5
Engineering Drafting Technician IV	3
Engineering Technician	8
Program Assistant	3
Senior Treatment Plant Operator	11
Water Meter Technician *	15
Water Plant Laborer	3
Water Plant Machine Repairperson	11
Water Repair Worker	26
Subtotal	87
Other	19
Total	106

Reclassification

223 positions in 26 titles in Water were reclassified by Common Council files 230220 and 230454 to new pay grades, including 67 Water Repair Workers.

25 positions in 9 titles were reclassified to new titles.

The reclassification affected 57% of the authorized positions in the department.

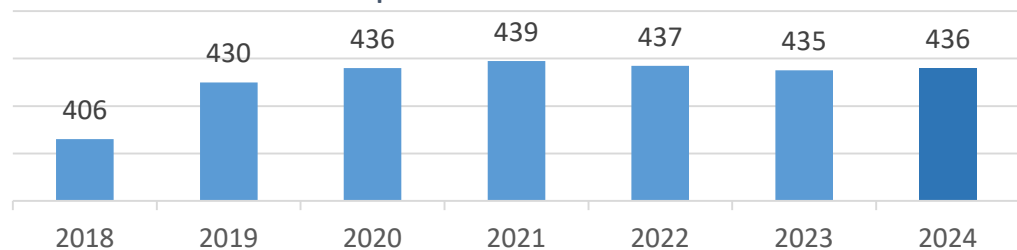
New Positions

1 GIS Developer

This position was added to the Business section of the Water Works.

1 Change in Positions	0.2% % Change in Positions
106 Current Vacancies	41 Voluntary Separations

Department Positions



\$37,315,023

Total value of 18 Purchasing Contracts greater than \$500,000.

\$50,495,000

2024 Projected Capital Improvements Budget – up \$3,485,000 (7%) from 2023 Adopted Budget.

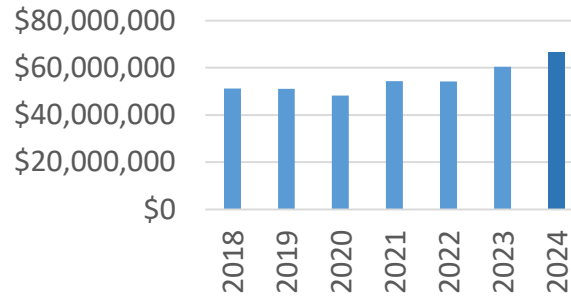
\$12,257,074

Increase in total revenues projected for 2024, 13% increase.

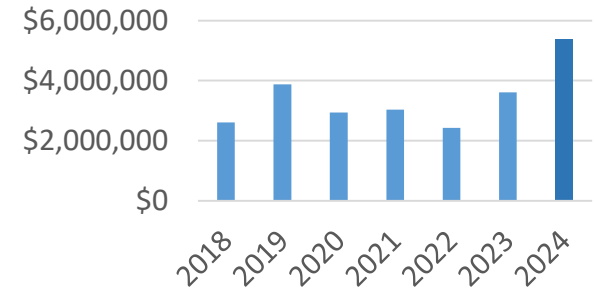
\$34,197,216

Projected 2024 increase in operating budget (38%) over actual 2022 expenditures.

Operating Expenditures Budget



Equipment Budget



Revenue

The 2024 Proposed Budget projects operating revenues of \$105,436,674 – up \$12,257,074 (13%) from the 2023 Adopted Budget.

Special Purpose Accounts

This department has no special purpose accounts.

Grants

\$0

Bipartisan Infrastructure Law (BIL) Funding

Wisconsin received \$48.3 million in BIL funding for lead service line replacement in 2022, and \$81.2 million in 2023. WI-DNR expects to begin allocating these funds in 2024. The utility has applied for \$30.1 million from the BIL 2022 allocation to defray 2/3's of the costs of replacing the privately-owned portion of 3,000 lines, which cannot be paid with water-rate revenues.

Capital Programs and Projects

Description	Proposed '24
Water Mains	\$28,650,000
Linnwood Treatment Plant	\$2,225,000
Howard Treatment Plant	\$12,700,000
Pump and Storage Facilities	\$2,720,000
Meter Shop Repair	\$400,000
Project Contingencies	\$2,000,000
Miscellaneous	\$1,800,000
Total	\$50,495,000

5,979

Lead service line replacements from 2017 through July, 2023.

\$28,650,000

2024 proposed water main replacement budget – down \$3.9 million (12%) from the 2023 Adopted Budget.

\$16,795,000

Funding proposed for capital improvements to treatment plants and pumping stations, an increase of \$8,845,000 (111%) from 2023.

\$3 million

Expected annual revenues from water sales to Waukesha. Water Works will apply for a conventional rate increase within 24 months of the commencement of these water sales.

Special Funds

Fund Name	Proposed '24
Liability Self-Insurance Reserve	\$200,000
Debt Service- Water Mains	\$359,000
Debt Service-Contingent	\$6,965,104
Emergencies-Contingent	\$500,000
Total	\$8,024,104

Promoting Equity and Inclusion

MWW has established Inclusion, Diversity, Equity, Access, Solutions groups in the Distribution, Plants/Water Quality Sections and the Meter Services Unit. Groups are voluntary and lead by management personnel. Members follow a prescribed protocol to identify areas for improvement in workplace culture, leadership and training.

EPA Lead Service Line Replacement Funding

Since 2017, Water Works has received approximately \$12.7 million for lead service line replacement from the Environmental Protection Agency, administered through the WI-DNR. This funding has been used to defray 2/3 of the cost of replacing the privately-owned portion of the line. The remaining 1/3 is assessed to the property owner. The portion of the line owned by Water Works is paid from water-rate revenues.

Lead Service Line Replacements

Replacements by Type	2018	2019	2020	2021	2022	Total
Leaks and Failures	547	670	629	506	558	2,910
Included with Main Relays	143	177	162	198	152	832
Street Paving & Other	0	1	25	186	174	386
Child Cares & Schools	204	129	48	67	77	525
Owner-initiated	39	23	24	27	30	143
Total	933	1,000	888	984	991	4,796

Purchasing Contracts greater than \$500,000.

Maximum Amount	Expiration Date	Supplier Name; Description
\$2,478,405	9/27/2023	Mueller Water Products Inc.; Fire Hydrants and Traffic
\$1,879,222	11/10/2023	Hawkins Inc.; Liquid Calcium Thiosulfate
\$4,000,000	12/31/2023	Alexander Chemical Corporation; Sodium Hypochlorite
\$750,000	1/28/2024	Revere Electric Supply Co.; Programmable Logic Control
\$610,147	3/3/2024	Core & Main LP; Brass Fittings and Misc Repair
\$1,040,299	3/3/2024	Price and Sons Incorporated; Brass Fittings and Misc. Repair
\$4,413,661	4/24/2024	Price and Sons Incorporated; Pipe Fitting
\$4,020,000	4/30/2024	Itron Inc.; ERT Water Modules
\$1,200,000	5/2/2024	Alexander Chemical Corporation; Hydrofluorosilicic Acid
\$3,000,000	5/30/2024	Chemtrade Chemicals Corporation; Liquid Aluminum Sulfate
\$2,800,000	6/4/2024	Badger Meter Inc.; Water Meters and Devices
\$1,800,000	7/31/2024	Condy Holdings LLC; 70% Phosphoric Acid
\$1,500,000	9/14/2024	Mueller Water Products Inc.; Gate and Tapping Valves
\$4,123,600	12/31/2025	Systems & Software Inc.; Enquesta Support and Maintenance
\$1,128,882	4/15/2026	OW Investors LLC Dba Mars Company; Hardware and Software Maintenance
\$746,712		OW Investors LLC Dba Mars Company; Water Meter Test Bench
\$1,076,386		Price and Sons Incorporated; SS Repair Clamps
\$747,712		USSI Holdings Inc.; Truck, Step Van

TOTAL VALUE: \$37,315,026