



SBE and RPP Participation Quarterly Performance Report through June 30, 2023

Submitted by:



Date: July 22, 2023

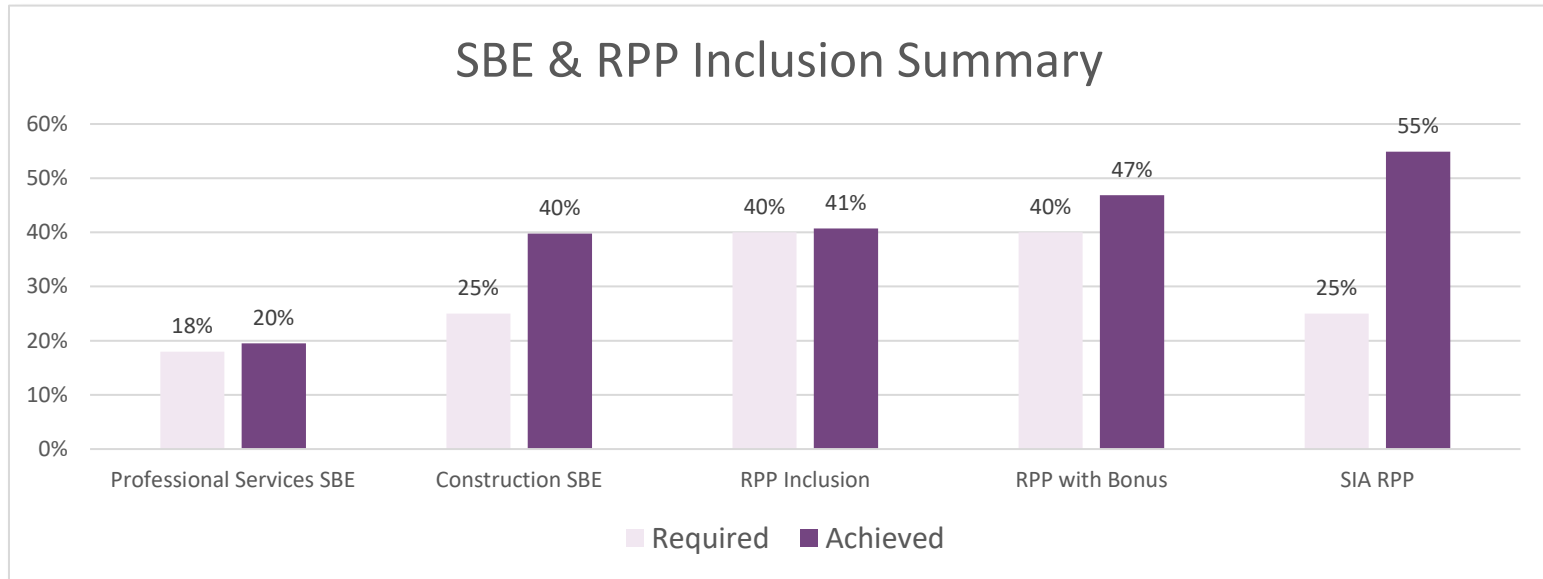
Disclaimer:

On January 1, 2023, the City of Milwaukee required contractors to use the city-created Labor Compliance Reporting ("LCR") system for tracking workforce hours. The information on the RPP Reports generated by the LCR system is missing information, so the data is unreliable. Until the LCR system is tested fully, we disclaim the accuracy of the RPP and SIA RPP information reported herein.

Project Summary

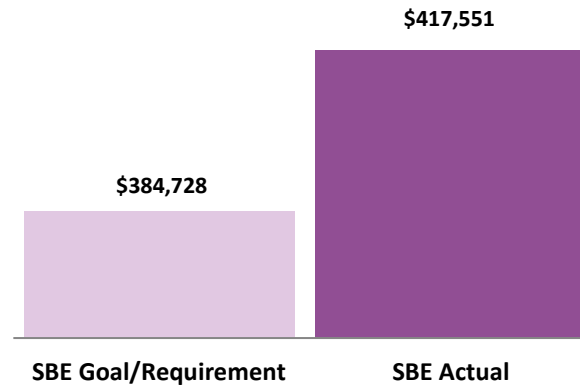
ThriveOn King is the restoration of the historic Gimbels-Schuster’s building on King Drive. Upon renovation, ThriveOn King will become home for the Greater Milwaukee Foundation; house community engagement programs for the Medical College of Wisconsin; include early childhood education services; and provide affordable housing.

Developer	Royal Capital Group, LLC
Project Address	2153 N. Dr. Martin Luther King Jr. Drive Milwaukee, WI 53212
Construction Managers	CG Schmidt Inc. & JCP Construction LLC
Professional Services Cost Subject to Inclusion	\$2,137,380
Professional Services Draws to Date	\$1,973,345
Construction Cost Subject to Inclusion	\$28,056,595
Applicable Construction Draws to Date	\$12,024,791



SBE Professional Services Inclusion

Through the period covered by this report, this project has achieved 20% Professional Services inclusion.



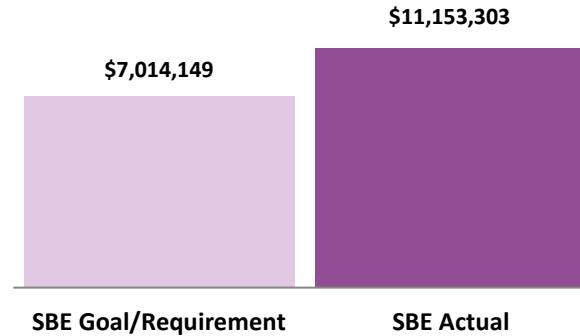
Total Value of SBE Payments	Goal/Requirement	Actual	Status
SBE Participation Percentage	18%	20%	+2%
Value of SBE Participation	\$384,728	\$417,551	+\$32,823

Table 1: Professional Services Inclusion

NAME OF CERTIFIED FIRM	SBE	SUBCONTRACTOR OF	SERVICE PERFORMED OR MATERIALS SUPPLIED	SUBCONTRACT AWARD AMOUNT	TOTAL AMOUNT PAID TO DATE
Cross Management Services, Inc.	SBE	Royal Capital Group LLC	Inclusion Consultant	\$ 96,500	\$ 58,000
K. Singh Engineering Inc.	SBE	Royal Capital Group LLC	Civil, Environmental & Geotech	\$ 321,051	\$ 105,880
TOTAL INCLUSION				\$ 417,551	\$ 163,880
INCLUSION, AS PERCENT OF PROFESSIONAL SERVICES COST SUBJECT TO INCLUSION				20%	
INCLUSION, AS PERCENT OF APPLICABLE PROFESSIONAL SERVICES PAYMENTS TO DATE					8%

SBE Construction Inclusion

Through the period covered by this report, this project has achieved 40% SBE participation for Construction.



Total Value of SBE Payments	Goal/Requirement	Actual	Status
SBE Participation Percentage	25%	40%	+15%
Value of SBE Participation	\$7,014,149	\$11,153,303	+\$4,139,154

Table 2: Construction SBE Inclusion

NAME OF CERTIFIED FIRM	SBE / DBE	SUBCONTRACTOR OF	SERVICE PERFORMED OR MATERIALS SUPPLIED	SUBCONTRACT AWARD AMOUNT	TOTAL AMOUNT PAID TO DATE
Best Erectors Inc.	SBE	Klein-Dickert Milwaukee, Inc.	Metal Erecting	\$ 427,000	\$ -
Con-Cor Company, Inc.	SBE	J. F. Ahern Co.	Coring	\$ 15,000	
Duwe Metal Products, Inc.	DBE	CG Schmidt, Inc.	Misc. Metals	\$ 626,216	\$ 263,388
Hetzel Tile & Marble, Inc.	DBE	CG Schmidt, Inc.	Tile	\$ 379,570	\$ -
Hiram Power Electric, LLC	DBE	NEXT Electric, LLC	Electrical	\$ 845,808	\$ 163,169
JCP Construction, LLC	SBE	CG Schmidt, Inc.	Parking Structure	\$ 6,507,653	\$ 1,956,165
JCP Construction, LLC	SBE	CG Schmidt, Inc.	Windows	\$ 1,622,016	\$ 868,259
Price And Sons, Inc.	SBE	J. F. Ahern Co.	Plumbing Fixtures	\$ 136,242	
Sanchez Painting Contractors, Inc.	DBE	CG Schmidt, Inc.	Painter	\$ 593,798	\$ 76,699
TOTAL INCLUSION				\$ 11,153,303	\$ 3,327,680
INCLUSION, AS PERCENT OF CONSTRUCTION COST SUBJECT TO INCLUSION				40%	
INCLUSION, AS PERCENT OF APPLICABLE CONSTRUCTION DRAWS TO DATE					27%

RPP Participation

As shown in Table 3 below, the RPP inclusion achieved is 41% and 47% when the bonus hours for SIA RPP hours are included.

Table 3: RPP Participation by Contractor

Contractor	Trade	On-Site Construction Hours				
		Total Hours Worked	RPP Worker	RPP %	SIA RPP Hours	SIA RPP %
Advanced Restoration, Inc.	Tuckpointers	6,385.76	1,944.99	30%	1,604.79	83%
C.G. Schmidt Inc.	Carpenters	8,108.50	1,462.00	18%	797.00	55%
Edgerton Contractors Inc.	Heavy Equipment Operator	1,525.00				
Integrity Environmental Services, Inc.	Laborers	19,109.00	13,198.00	69%	8,737.50	66%
J.F. Ahern Co.	Plumbers	9,769.75	2,377.00	24%	607.00	
JCP Construction LLC	Laborers	643.00	194.50	30%	194.50	100%
Klein-Dickert Milwaukee, Inc.	Glaziers	352.50	183.75	52%	70.00	
Nations Roof North LLC	Roofers/Waterproofers	185.00				
Next Electric, Inc.	Electricians	8,969.50	3,166.00	35%	324.00	10%
Olympic Companies, Inc.	Carpenters	115.00				
PCI Austad	Acoustic Ceiling Installers	107.00				
Sanchez Painting Contractors, Inc.	Painters	419.00	149.00	36%	109.00	73%
Subtotal		55,689.01	22,675.24	41%	12,443.79	55%
Bonus SIA RPP Hours			3,437.44			
Total RPP Hours		55,689.01	26,112.68	47%		



THRIVEON KING – June 2023



Table 4: RPP Participation by Craft

Craft	RPP Hours	# of RPP Workers
Carpenters	267.00	3
Cement Finishers	344.00	2
Electricians	3,166.00	14
Glaziers	169.00	2
Laborers	13,844.49	41
Painters	149.00	5
Plumbers	1,310.00	2
Sheet Metal Workers	268.00	2
Steamfitters	527.00	1
Not Specified	2,630.75	12
Total	22,675.24	84

Table 5: RPP Participation by Zip

Zip Code	RPP Hours	# of RPP Workers
53202	107.00	1
53204	1,026.00	9
53207	1,953.50	9
53209	398.00	4
53210	2,136.41	8
53211	40.00	1
53212	1,061.50	5
53214	1,943.50	4
53215	7,909.88	25
53216	989.20	2
53218	436.00	4
53219	1,393.25	4
53220	40.00	1
53221	18.00	1
53225	1,488.00	2
N/S	1,735.00	4
Total	22,675.24	84

Table 6: RPP Participation by Race

Race	RPP Hours	# of RPP Workers
African American	4,088.50	16
Causasian	1,682.25	9
Hispanic	12,669.50	37
Not Specified	4,234.99	22
Total	22,675.24	84

Table 7: RPP Participation by Gender

Gender	RPP Hours	# of RPP Workers
Male	22,675.24	84
Female	-	0
Total	22,675.24	84

Table 8: Apprentice Participation by Craft

NO APPRENTICE DATA GENERATED BY THE LCR SYSTEM

Table 9: Apprentice Participation by Race

NO APPRENTICE DATA GENERATED BY THE LCR SYSTEM

Table 10: Apprentice Participation by Gender

NO APPRENTICE DATA GENERATED BY THE LCR SYSTEM