

# GARDEN HOMES NEIGHBORHOOD INITIATIVE

## SBE, RPP and Section 3 Participation Performance Report through June 30, 2023



4423 N 25<sup>th</sup> Street – Back Elevation



4423 N 25<sup>th</sup> Street – Front Elevation



4423 N 25<sup>th</sup> Street – Interior Framing



4423 N 25<sup>th</sup> Street - Basement

Submitted by:



CROSS MANAGEMENT SERVICES, INC.

Date: July 21, 2023

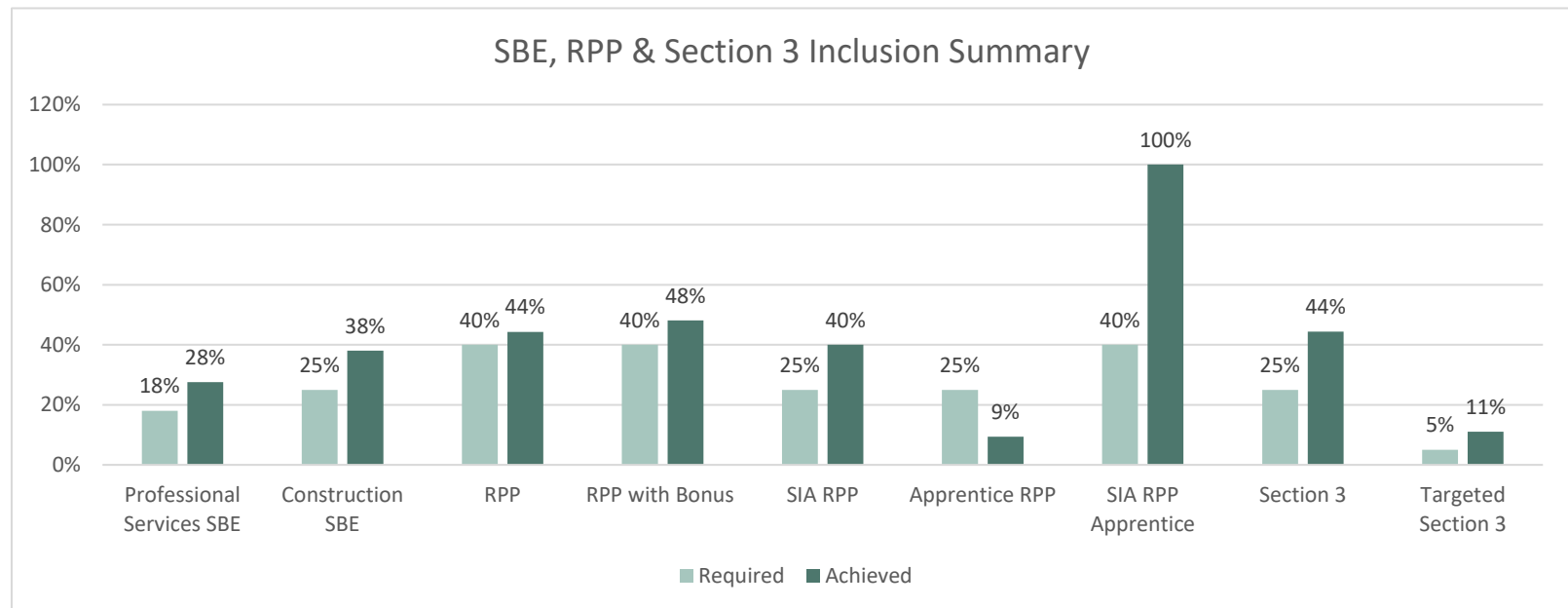
### Disclaimer:

On January 1, 2023, the City of Milwaukee required contractors to use the city-created Labor Compliance Reporting (“LCR”) system for tracking workforce hours. The information on the RPP Reports generated by the LCR system is error prone and unreliable. Until the LCR system is tested fully, we disclaim the accuracy of the RPP, SIA RPP, Apprentice and Section 3 information reported herein.

## Project Summary

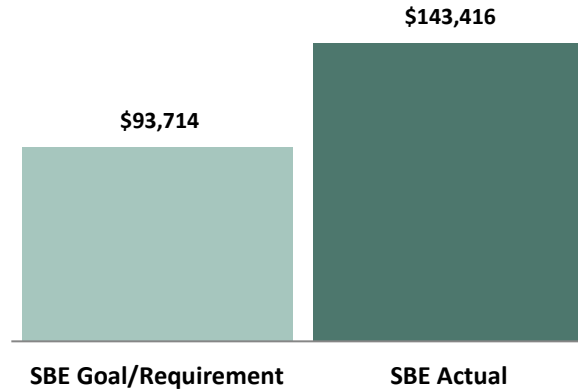
Garden Homes Neighborhood Association, The Corridor Inc. and Pastors United, are developing 30 units of affordable housing by rehabbing existing units and constructing new units in the Garden Homes neighborhood.

Developer:	Garden Homes Neighborhood Association
Project Address:	Various throughout the Garden Homes Neighborhood
Professional Services Cost Subject to Inclusion	\$520,633
Applicable Professional Services Payments to Date	\$485,407
Construction Cost Subject to Inclusion	\$4,590,384
Applicable Construction Draw to Date	\$1,838,262



### SBE Professional Services Inclusion

Through the period covered by this report, this project has achieved 28% SBE participation for Professional Services.



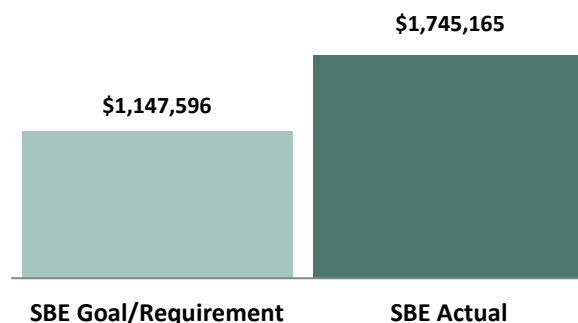
Total Value of SBE Payments	Goal/Requirement	Actual	Status
SBE Participation Percentage	18%	28%	+10%
Value of SBE Participation	\$93,714	\$143,416	+\$49,702

**Table 1: Professional Services SBE Inclusion**

NAME OF CERTIFIED FIRM	DBE/SBE	SUBCONTRACTOR OF	SERVICE PERFORMED OR MATERIALS SUPPLIED	SUBCONTRACT AWARD AMOUNT	TOTAL AMOUNT PAID TO DATE
Cross Management Services, Inc.	SBE	Garden Homes	Inclusion Consultant	\$ 91,500	\$ 21,432
LF Green Development LLC	SBE	Garden Homes	Environment Consultant	\$ 51,916	\$ 51,916
<b>TOTAL INCLUSION</b>				<b>\$ 143,416</b>	<b>\$ 73,348</b>
<b>INCLUSION, AS PERCENT OF PROFESSIONAL SERVICES COST SUBJECT TO INCLUSION</b>				<b>28%</b>	
<b>INCLUSION, AS PERCENT OF PROFESSIONAL SERVICES DRAW TO DATE</b>					<b>15%</b>

## SBE Construction Inclusion

Through the period covered by this report, this project has achieved 38% SBE participation for Construction.



Total Value of SBE Payments	Goal/Requirement	Actual	Status
SBE Participation Percentage	25%	38%	+13%
Value of SBE Participation	\$1,147,596	\$1,745,165	+\$597,569

**Table 2: Construction SBE Inclusion**

NAME OF CERTIFIED FIRM	DBE / SBE	SUBCONTRACTOR OF	SERVICE PERFORMED OR MATERIALS SUPPLIED	SUBCONTRACT AWARD AMOUNT	TOTAL AMOUNT PAID TO DATE
A & A Plumbing of Milwaukee LLC	SBE	BCM LLC	Plumbing	\$ 373,000	\$ 135,698
Anointed Cleaners LLC	SBE	BCM LLC	Final Cleaning	\$ 24,250	\$ 6,363
Devix Heating and Cooling LLC	SBE	BCM LLC	HVAC	\$ 323,150	\$ 128,566
PRAA Construction Inc.	DBE	BCM LLC	Rough Carpentry	\$ 379,865	\$ 192,884
PRAA Construction Inc.	DBE	BCM LLC	Finish Carpentry	\$ 129,000	\$ 34,650
PRAA Construction Inc.	DBE	BCM LLC	Insulation	\$ 50,400	\$ 17,640
PRAA Construction Inc.	DBE	BCM LLC	Siding	\$ 184,500	\$ 102,150
PRAA Construction Inc.	DBE	BCM LLC	Roofing	\$ 281,000	\$ 150,255
<b>TOTAL INCLUSION</b>				<b>\$ 1,745,165</b>	<b>\$ 768,206</b>
<b>INCLUSION, AS PERCENT OF CONSTRUCTION COST SUBJECT TO INCLUSION</b>				<b>38%</b>	
<b>INCLUSION, AS PERCENT OF CONSTRUCTION DRAW TO DATE</b>					<b>42%</b>

## RPP Participation

As shown in Table 3 below, the RPP inclusion achieved is 44% and 48% when the bonus hours for SIA RPP and RPP Apprentice hours are included.

**Table 3: RPP Participation by Contractor**

Contractor	Trade	On-Site Construction Hours				
		Total Hours Worked	RPP Worker Hours	RPP %	SIA RPP Hours	SIA RPP %
A&A Plumbing of Milwaukee, LLC	Plumbing	1,311.00	623.00	48%	623.00	100%
Anointed Cleaners LLC	Laborer	70.00	11.00	16%	11.00	100%
Devix Heating & Cooling	Sheet Metal Worker	2,451.50				
Elite Electrical Co., LLC	Electrical	1,007.00				
HG Drywall & Painting LLC	Drywall Taper or Finisher	510.57	162.57	32%	162.57	100%
Hoppe Tree Service	Landscape	30.75				
J Cruz Flooring, LLC	Laborer	203.00	203.00	100%		
Jonathan Cousin	Laborer	1,152.00	1,152.00	100%		
NNW Concrete Midwest LLC	Laborer	2,259.24				
Northcott Neighborhood House Inc.	Laborer	17,183.25	11,824.25	69%	4,736.50	40%
Milwaukee Carpet	Carpenter	283.00				
PRAA Construction Inc.	Carpenter	5,072.00				
Wisconsin Concepts	Carpenter					
<b>Total Hours</b>		<b>31,533.31</b>	<b>13,975.82</b>	<b>44%</b>	<b>5,533.07</b>	<b>40%</b>
Bonus SIA RPP Hours			1,189.87			
<b>Total RPP Hours with Bonus</b>		<b>31,533.31</b>	<b>15,165.69</b>	<b>48%</b>		

**Table 4: RPP Participation by Craft**

Craft	RPP Hours	# of RPP Workers
Laborer	11.00	1
Landscaper	11,824.25	14
Plumber	623.00	1
Carpentry	1,517.57	2
<b>Total</b>	<b>13,975.82</b>	<b>18</b>

**Table 5: RPP Participation by Zip Code**

Zip Code	RPP Hours	# of RPP Workers
53206	648.57	2
53208	724.00	1
53209	1,613.50	2
53210	2,878.00	5
53216	4,699.75	5
53218	3,412.00	3
<b>Total</b>	<b>13,975.82</b>	<b>18</b>

**Table 6: RPP Participation by Race**

Race	RPP Hours	# of RPP Workers
African American	12,620.82	17
Causasian	-	
Hispanic	1,355.00	1
Native American	-	
Not Specified	-	
<b>Total</b>	<b>13,975.82</b>	<b>18</b>

**Table 7: RPP Participation by Gender**

Gender	RPP Hours	# of RPP Workers
Male	13,975.82	18
Female		
Not Specified		
<b>Total</b>	<b>13,975.82</b>	<b>18</b>

**Table 8: Apprenticeship & On-The-Job Trainee Participation<sup>1</sup>**

Craft	# of Apprentices / OJT Trainees	Total Hours Worked	RPP Apprentices Hours	RPP Apprentices %	SIA RPP Apprentices Hours	SIA RPP Apprentices Hours %
Drywall Taper or Finisher	1	162.57	162.57	100%	162.57	100%
<b>Total</b>	<b>1</b>	<b>162.57</b>	<b>162.57</b>	<b>100%</b>	<b>162.57</b>	<b>100%</b>

**Table 9: Apprentice Participation by Race**

Race	Hours	# of Workers
African-American	162.57	1
<b>Total</b>	<b>162.57</b>	<b>1</b>

**Table 10: Apprentice Participation by Gender**

Gender	Total Hours	# of Workers
Male	162.57	1
Female	-	
Not Specified	-	
<b>Total</b>	<b>162.57</b>	<b>1</b>

<sup>1</sup> Changes made to the LCR system has resulted in this apprentice report showing fewer apprentices than on the March 2023 quarterly report.

## Section 3 Participation

As shown in Table 11 below, the Section 3 inclusion achieved is 44% and 11% Targeted Section 3.

**Table 11: Section 3 Workers**

Contractor	Trade	On-Site Construction Hours				
		Total Hours Worked	Section 3 Worker Hours	% Section 3	Targeted Section 3	% Targeted Section 3
A&A Plumbing of Milwaukee, LLC	Plumbing	1,311.00				
Anointed Cleaners LLC	Laborer	70.00	18.00	26%	18.00	26%
Devix Heating & Cooling	Sheet Metal Worker	2,451.50	1444.00	59%		
Elite Electrical Co., LLC	Electrical	1,007.00				
HG Drywall & Painting LLC	Drywall Taper or Finisher	510.57	162.57	32%		
Hoppe Tree Service	Landscape	30.75	5.00	16%		
J Cruz Flooring, LLC	Laborer	203.00				
Jonathan Cousin	Laborer	1,152.00				
NNW Concrete Midwest LLC	Laborer	2,259.24				
Northcott Neighborhood House Inc.	Laborer	17,183.25	12,362.00	72%	3,454.00	20%
Milwaukee Carpet	Carpentry	283.00				
PRAA Construction Inc.	Carpentry	5,072.00				
Wisconsin Concepts						
<b>Total Hours</b>		<b>31,533.31</b>	<b>13,991.57</b>	<b>44%</b>	<b>3,472.00</b>	<b>11%</b>