

Romonia Butler Foster
4232 W Courtland Ave
Milwaukee WI 53209
Monia2568@gmail.com
414-499-7526
03/14/2023

City Clerk
ATTN: CLAIMS
200 E. Wells St, Room 205
Milwaukee WI 53202


To whom it may concern,

On Friday March 10, 2023 at approximately 4:30am a large tree branch located at 4229 W Courtland Ave fell onto my vehicle. The tree branch did a significant amount of damage to my vehicle. The rear window was shattered and the frame that held the window was bent and cracked. The roof of the vehicle was dented inward and the rear door was dented inward as well. The vehicle was taken to two different places for an estimate to repair the vehicle. International Auto Collision Center estimate is \$6,984.82 and Boucher Collision Center- Waukesha estimate is \$5,810.91.


A copy of both estimates has been included with this letter.

Thank You,

Romonia D. Butler-Foster
3-14-2023



CITY OF MILWAUKEE
2023 MAR 16 AM 9:39
CITY CLERK'S OFFICE



INTERNATIONAL AUTOS COLLISION CENTER

iacc@iamilwaukee.com
10221 W Arthur Ave, MILWAUKEE, WI 53227
Phone: (414) 727-6799

Workfile ID: 0ced4a83
PartsShare: 7fcTFY
Federal ID: 39-1825990

Preliminary Estimate

Customer: Foster, Gary

Job Number:

Written By: Antoine Howard

Insured: Foster, Gary
Type of Loss:
Point of Impact:

Policy #:
Date of Loss:

Claim #:
Days to Repair: 0

Owner:

Foster, Gary

(414) 531-6303 Cell

Inspection Location:

INTERNATIONAL AUTOS COLLISION
CENTER

10221 W Arthur Ave
MILWAUKEE, WI 53227
Repair Facility
(414) 727-6799 Business

Insurance Company:

VEHICLE

2004 GMC Envoy SLE 4WD 4D UTV 6-4.2L Gasoline SFI

VIN: 1GKDT13S442329942
License:
State: WI

Interior Color:
Exterior Color:
Production Date:

Mileage In:
Mileage Out:
Condition:

Vehicle Out:

Job #:

TRANSMISSION

Automatic Transmission
Overdrive
4 Wheel Drive

POWER

Power Steering
Power Brakes
Power Windows
Power Locks

DECOR

Dual Mirrors
Body Side Moldings
Privacy Glass

Console/Storage

CONVENIENCE

Air Conditioning
Intermittent Wipers
Tilt Wheel

Cruise Control
Rear Defogger
Keyless Entry
Rear Window Wiper
Climate Control

RADIO

AM Radio
FM Radio

Stereo

Search/Seek
CD Player

SAFETY

Drivers Side Air Bag
Passenger Air Bag
Anti-Lock Brakes (4)
4 Wheel Disc Brakes
Positraction

ROOF

Luggage/Roof Rack

SEATS

Cloth Seats

Bucket Seats

Reclining/Lounge Seats

WHEELS

Aluminum/Alloy Wheels

PAINT

Clear Coat Paint

OTHER

Fog Lamps

TRUCK

Rear Step Bumper
Trailer Hitch
Trailer Package

Preliminary Estimate

Customer: Foster, Gary

Job Number:

2004 GMC Envoy SLE 4WD 4D UTV 6-4.2L Gasoline SFI

Line	Oper	Description	Part Number	Qty	Extended Price \$	Labor	Paint
1 REAR DOOR							
open	Repl	LT Door shell w/short wheel base GMC & Olds	89025258	1	395.00	5.0	3.3
3		Add for Clear Coat					1.3
4	R&I	LT Belt w/strip w/short wheel base				Incl.	
5	R&I	LT Applique rear				Incl.	
6	R&I	LT Applique front				Incl.	
7	*	R&I LT Side molding w/short wheel base, w/o chrome w/o DENALI				<u>0.3</u>	
8	R&I	LT Side molding				0.5	
9	R&I	LT Applique				Incl.	
10	R&I	LT Moveable glass GM, w/short wheel base tinted				Incl.	
11	R&I	LT Handle, outside black				Incl.	
12	R&I	LT R&I trim panel				Incl.	
13 QUARTER PANEL							
14	Blnd	LT Quarter panel w/short wheel base					1.3
15	R&I	LT Qtr glass GM, w/o GPS, w/short wheel base w/o deep tint				2.0	
16 LIFT GATE							
17	Repl	Lift gate glass GM, w/rear defogger tinted	25917706	1	1,128.75	1.0	
18	Repl	Upper molding GMC	19150495	1	463.87	0.5	1.0
19		Add for Clear Coat					0.2
open	Repl	Upper molding cashmere	15198166	1	20.51	0.3	
21	Repl	RT Side molding GMC	88980674	1	170.15	0.2	
22	Repl	Weatherstrip	15172768	1	116.50	0.4	
23	*	Rpr Lift gate				<u>10.0</u>	2.1
24		Overlap Major Non-Adj. Panel					-0.2
25		Add for Clear Coat					0.4
26	Repl	Nameplate "ENVOY"	15123976	1	69.99	0.2	
27	Repl	Nameplate "GMC"	15186371	1	67.16	0.2	
28 REAR LAMPS							
29	Repl	High mount lamp	15201921	1	191.45	0.5	
30 REAR BUMPER							
31	R&I	R&I bumper cover				1.2	
32	#	Subl Hazardous waste removal		1	5.00 T		
33	#	Color tint / color match		1			0.5
34	#	Rpr Color sand and buff					0.5
35	#	Disconnect battery cable		1		0.2 M	
36	#	Memory function resets		1		0.5 M	
37	#	PRE SCAN		1		1.0 M	

Preliminary Estimate

Customer: Foster, Gary

Job Number:

2004 GMC Envoy SLE 4WD 4D UTV 6-4.2L Gasoline SFI

38	#	POST SCAN	1	1.0	M
SUBTOTALS			2,628.38	25.0	10.4

ESTIMATE TOTALS

Category	Basis		Rate	Cost \$
Parts				2,623.38
Body Labor	22.3 hrs	@	\$ 75.00 /hr	1,672.50
Paint Labor	10.4 hrs	@	\$ 75.00 /hr	780.00
Mechanical Labor	2.7 hrs	@	\$ 189.00 /hr	510.30
Paint Supplies	10.4 hrs	@	\$ 55.00 /hr	572.00
Body Supplies	18.3 hrs	@	\$ 25.00 /hr	457.50
Miscellaneous				5.00
Subtotal				6,620.68
Sales Tax	\$ 6,620.68	@	5.5000 %	364.14
Grand Total				6,984.82

MyPriceLink Estimate ID / Quote ID:

1064544582340976640 / 120354521

MOTOR VEHICLE REPAIR PRACTICES ARE REGULATED BY CHAPTER ATCP 132, WIS. ADM. CODE, ADMINISTERED BY THE BUREAU OF CONSUMER PROTECTION, WISCONSIN DEPT. OF AGRICULTURE, TRADE AND CONSUMER PROTECTION, P.O. BOX 8911, MADISON, WISCONSIN 53708-8911.

Preliminary Estimate

Customer: Foster, Gary

Job Number:

2004 GMC Envoy SLE 4WD 4D UTV 6-4.2L Gasoline SFI

Estimate based on MOTOR CRASH ESTIMATING GUIDE and potentially other third party sources of data. Unless otherwise noted, (a) all items are derived from the Guide DE1GN02, CCC Data Date 03/09/2023, and potentially other third party sources of data; and (b) the parts presented are OEM-parts. OEM parts are manufactured by or for the vehicle's Original Equipment Manufacturer (OEM) according to OEM's specifications for U.S. distribution. OEM parts are available at OE/Vehicle dealerships or the specified supplier. OPT OEM (Optional OEM) or ALT OEM (Alternative OEM) parts are OEM parts that may be provided by or through alternate sources other than the OEM vehicle dealerships with discounted pricing. Asterisk (*) or Double Asterisk (**) indicates that the parts and/or labor data provided by third party sources of data may have been modified or may have come from an alternate data source. Tilde sign (~) items indicate MOTOR Not-Included Labor operations. The symbol (<>) indicates the refinish operation WILL NOT be performed as a separate procedure from the other panels in the estimate. Non-Original Equipment Manufacturer aftermarket parts are described as Non OEM, A/M or NAGS. Used parts are described as LKQ, RCY, or USED. Reconditioned parts are described as Recond. Recored parts are described as Recore. NAGS Part Numbers and Benchmark Prices are provided by National Auto Glass Specifications. Labor operation times listed on the line with the NAGS information are MOTOR suggested labor operation times. NAGS labor operation times are not included. Pound sign (#) items indicate manual entries.

Some 2023 vehicles contain minor changes from the previous year. For those vehicles, prior to receiving updated data from the vehicle manufacturer, labor and parts data from the previous year may be used. The CCC ONE estimator has a list of applicable vehicles. Parts numbers and prices should be confirmed with the local dealership.

The following is a list of additional abbreviations or symbols that may be used to describe work to be done or parts to be repaired or replaced:

SYMBOLS FOLLOWING PART PRICE:

m=MOTOR Mechanical component. s=MOTOR Structural component. T=Miscellaneous Taxed charge category. X=Miscellaneous Non-Taxed charge category.

SYMBOLS FOLLOWING LABOR:

D=Diagnostic labor category. E=Electrical labor category. F=Frame labor category. G=Glass labor category. M=Mechanical labor category. S=Structural labor category. (numbers) 1 through 4=User Defined Labor Categories.


OTHER SYMBOLS AND ABBREVIATIONS:

Adj.=Adjacent. Algn.=Align. ALU=Aluminum. A/M=Aftermarket part. Blend=Blend. BOR=Boron steel. CAPA=Certified Automotive Parts Association. D&R=Disconnect and Reconnect. HSS=High Strength Steel. HYD=Hydroformed Steel. Incl.=Included. LKQ=Like Kind and Quality. LT=Left. MAG=Magnesium. Non-Adj.=Non Adjacent. NSF=NSF International Certified Part. O/H=Overhaul. Qty=Quantity. Refn=Refinish. Repl=Replace. R&I=Remove and Install. R&R=Remove and Replace. Rpr=Repair. RT=Right. SAS=Sandwiched Steel. Sect=Section. Subl=Sublet. UHS=Ultra High Strength Steel. N=Note(s) associated with the estimate line.

CCC ONE Estimating - A product of CCC Intelligent Services Inc.

The following is a list of abbreviations that may be used in CCC ONE Estimating that are not part of the MOTOR CRASH ESTIMATING GUIDE:

BAR=Bureau of Automotive Repair. EPA=Environmental Protection Agency. NHTSA= National Highway Transportation and Safety Administration. PDR=Paintless Dent Repair. VIN=Vehicle Identification Number.



Boucher Collision Center - Waukesha

"WE RIDE WITH YOU EVERY MILE"
1531 E. Moreland Blvd, Waukesha, WI 53186
Phone: (262) 574-3613
FAX: (262) 548-8218

Workfile ID: 43e835a9
PartsShare: 7fnHxg
Federal ID: 39-1388406

Preliminary Estimate

Customer: Foster, Gary

Written By: Kevin Wegner

Insured: Foster, Gary
Type of Loss:
Point of Impact: 06 Rear

Policy #:
Date of Loss:

Claim #:
Days to Repair: 0

Owner:
Foster, Gary
4232 W Courtland Ave
Milwaukee, WI 53209
(414) 531-6303 Cell

Inspection Location:
Boucher Collision Center - Waukesha
1531 E. Moreland Blvd
Waukesha, WI 53186
Repair Facility
(262) 574-3613 Business

Insurance Company:
HARTFORD CASUALTY INSURANCE CO

VEHICLE

2004 GMC Envoy SLE 4WD 4D UTV 6-4.2L Gasoline SFI Green

VIN: 1GKDT13S442329942
License: AEP-6704
State: WI

Interior Color:
Exterior Color: Green
Production Date:

Mileage In:
Mileage Out:
Condition:

Vehicle Out:
Job #:

TRANSMISSION

Automatic Transmission
Overdrive
4 Wheel Drive

POWER

Power Steering
Power Brakes
Power Windows
Power Locks

DECOR

Dual Mirrors
Body Side Moldings
Privacy Glass

Console/Storage

CONVENIENCE

Air Conditioning
Intermittent Wipers
Tilt Wheel
Cruise Control
Rear Defogger
Keyless Entry
Rear Window Wiper
Climate Control

RADIO

AM Radio
FM Radio

Stereo

Search/Seek
CD Player

SAFETY

Drivers Side Air Bag
Passenger Air Bag
Anti-Lock Brakes (4)
4 Wheel Disc Brakes
Positraction

ROOF

Luggage/Roof Rack

SEATS

Cloth Seats

Bucket Seats

Reclining/Lounge Seats

WHEELS

Aluminum/Alloy Wheels

PAINT

Clear Coat Paint

OTHER

Fog Lamps

TRUCK

Rear Step Bumper
Trailer Hitch
Trailer Package

Preliminary Estimate

Customer: Foster, Gary

2004 GMC Envoy SLE 4WD 4D UTV 6-4.2L Gasoline SFI Green

Line	Oper	Description	Part Number	Qty	Extended Price \$	Labor	Paint
1		ROOF					
2		Repl LT Side rail short wheel base	25853983	1	580.25	Incl.	
3		R&I RT R&I luggage rack				0.6	
4		R&I Headliner w/o sunroof cashmere				4.5	
5	*	Rpr Roof panel w/o sunroof				<u>10.0</u>	3.8
6		Add for Clear Coat					1.5
7		REAR DOOR					
8	*	R&I LT Side molding w/short wheel base, w/o chrome w/o DENALI				<u>0.3</u>	
9	*	Rpr LT Door shell w/short wheel base GMC.& Olds				<u>6.0</u>	2.3
10		Overlap Major Adj. Panel					-0.4
11		Add for Clear Coat					0.4
12		Add for Edging					0.5
13		R&I LT R&I door assy				1.3	
14		R&I LT Belt w'strip w/short wheel base.				0.3	
15		R&I LT Handle, outside black				0.4	
16		R&I LT R&I trim panel				0.6	
17		LIFT GATE					
18	*	Repl LKQ Lift gate +25%	89023979	1	<u>500.00</u>	<u>3.8</u>	<u>3.1</u>
19		Overlap Major Adj. Panel					-0.4
20		Add for Clear Coat					0.5
21		Refn License pocket					1.0
22	*	Add for Clear Coat					0.2
23	*	Repl LKQ Upper molding GMC	19150495	1	<u>Incl.</u>	<u>Incl.</u>	<u>1.0</u>
24	*	Add for Clear Coat					0.2
25	*	Repl LKQ Lift gate glass GM, w/rear defogger privacy	10391773	1	<u>Incl.</u>	<u>Incl.</u>	
26		Repl Nameplate "GMC"	15186371	1	67.16	0.2	
27		Repl Nameplate "ENVOY"	15123976	1	69.99	0.2	
28	#	Rpr Color sand and buff (Per Panel)					0.3
29	#	Repl Corrosion protection primer		1	T		0.3
30	#	Subl Hazard Waste		1	5.00		
31	#	Refn Mask jambs/openings					0.3
32	#	Refn COLOR TINT					1.0
33	#	Disconnect battery cable		1		0.2 M	
34	#	Disassembly used liftgate		1		2.5	
35	#	Mask windshield		1			0.5
36		REAR LAMPS					
37	*	Repl LKQ High mount lamp	15201921	1	<u>Incl.</u>	<u>Incl.</u>	
SUBTOTALS					1,222.40	30.9	16.1

Preliminary Estimate

Customer: Foster, Gary

2004 GMC Envoy SLE 4WD 4D UTV 6-4.2L Gasoline SFI Green

ESTIMATE TOTALS

Category	Basis		Rate	Cost \$
Parts				1,222.40
Body Labor	30.7 hrs	@	\$ 75.00 /hr	2,302.50
Paint Labor	16.1 hrs	@	\$ 75.00 /hr	1,207.50
Mechanical Labor	0.2 hrs	@	\$ 145.00 /hr	29.00
Paint Supplies	16.1 hrs	@	\$ 48.00 /hr	772.80
Subtotal				5,534.20
Sales Tax	\$ 5,534.20	@	5.0000 %	276.71
Grand Total				5,810.91

MyPriceLink Estimate ID / Quote ID:

1064972089913516032 / 120454210

This Estimate is Subject to Change once Vehicle has been Disassembled

MOTOR VEHICLE REPAIR PRACTICES ARE REGULATED BY CHAPTER ATCP 132, WIS. ADM. CODE, ADMINISTERED BY THE BUREAU OF CONSUMER PROTECTION, WISCONSIN DEPT. OF AGRICULTURE, TRADE AND CONSUMER PROTECTION, P.O. BOX 8911, MADISON, WISCONSIN 53708-8911.

Preliminary Estimate

Customer: Foster, Gary

2004 GMC Envoy SLE 4WD 4D UTV 6-4.2L Gasoline SFI Green

Estimate based on MOTOR CRASH ESTIMATING GUIDE and potentially other third party sources of data. Unless otherwise noted, (a) all items are derived from the Guide DE1GN02, CCC Data Date 03/09/2023, and potentially other third party sources of data; and (b) the parts presented are OEM-parts. OEM parts are manufactured by or for the vehicle's Original Equipment Manufacturer (OEM) according to OEM's specifications for U.S. distribution. OEM parts are available at OE/Vehicle dealerships or the specified supplier. OPT OEM (Optional OEM) or ALT OEM (Alternative OEM) parts are OEM parts that may be provided by or through alternate sources other than the OEM vehicle dealerships with discounted pricing. Asterisk (*) or Double Asterisk (**) indicates that the parts and/or labor data provided by third party sources of data may have been modified or may have come from an alternate data source. Tilde sign (~) items indicate MOTOR Not-Included Labor operations. The symbol (<>) indicates the refinish operation WILL NOT be performed as a separate procedure from the other panels in the estimate. Non-Original Equipment Manufacturer aftermarket parts are described as Non OEM, A/M or NAGS. Used parts are described as LKQ, RCY, or USED. Reconditioned parts are described as Recond. Recored parts are described as Recore. NAGS Part Numbers and Benchmark Prices are provided by National Auto Glass Specifications. Labor operation times listed on the line with the NAGS information are MOTOR suggested labor operation times. NAGS labor operation times are not included. Pound sign (#) items indicate manual entries.

Some 2023 vehicles contain minor changes from the previous year. For those vehicles, prior to receiving updated data from the vehicle manufacturer, labor and parts data from the previous year may be used. The CCC ONE estimator has a list of applicable vehicles. Parts numbers and prices should be confirmed with the local dealership.

The following is a list of additional abbreviations or symbols that may be used to describe work to be done or parts to be repaired or replaced:

SYMBOLS FOLLOWING PART PRICE:

m=MOTOR Mechanical component. s=MOTOR Structural component. T=Miscellaneous Taxed charge category. X=Miscellaneous Non-Taxed charge category.

SYMBOLS FOLLOWING LABOR:

D=Diagnostic labor category. E=Electrical labor category. F=Frame labor category. G=Glass labor category. M=Mechanical labor category. S=Structural labor category. (numbers) 1 through 4=User Defined Labor Categories.

OTHER SYMBOLS AND ABBREVIATIONS:

Adj.=Adjacent. Algn.=Align. ALU=Aluminum. A/M=Aftermarket part. Blnd=Blend. BOR=Boron steel. CAPA=Certified Automotive Parts Association. D&R=Disconnect and Reconnect. HSS=High Strength Steel. HYD=Hydroformed Steel. Incl.=Included. LKQ=Like Kind and Quality. LT=Left. MAG=Magnesium. Non-Adj.=Non Adjacent. NSF=NSF International Certified Part. O/H=Overhaul. Qty=Quantity. Refn=Refinish. Repl=Replace. R&I=Remove and Install. R&R=Remove and Replace. Rpr=Repair. RT=Right. SAS=Sandwiched Steel. Sect=Section. Subl=Sublet. UHS=Ultra High Strength Steel. N=Note(s) associated with the estimate line.

CCC ONE Estimating - A product of CCC Intelligent Services Inc.

The following is a list of abbreviations that may be used in CCC ONE Estimating that are not part of the MOTOR CRASH ESTIMATING GUIDE:

BAR=Bureau of Automotive Repair. EPA=Environmental Protection Agency. NHTSA= National Highway Transportation and Safety Administration. PDR=Paintless Dent Repair. VIN=Vehicle Identification Number.