

Suspected Nonfatal Overdoses Among HISPANIC INDIVIDUALS

Milwaukee County: July 1, 2021 – June 30, 2022

618

Incidents among
Hispanic individuals

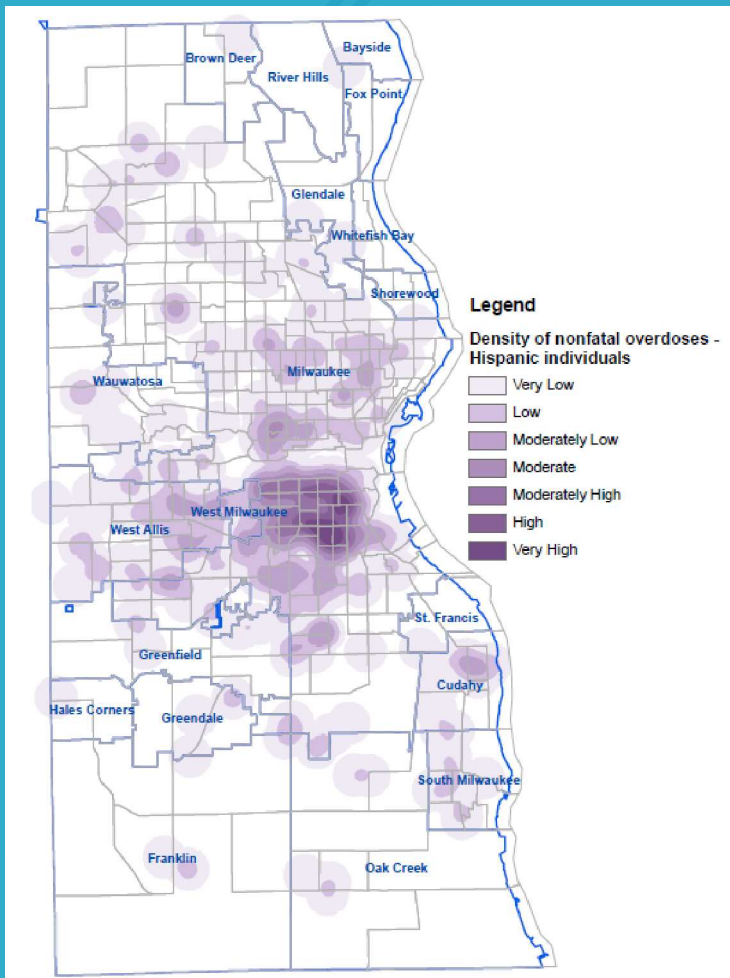
89%

Of all nonfatal overdoses
incidents were mapped

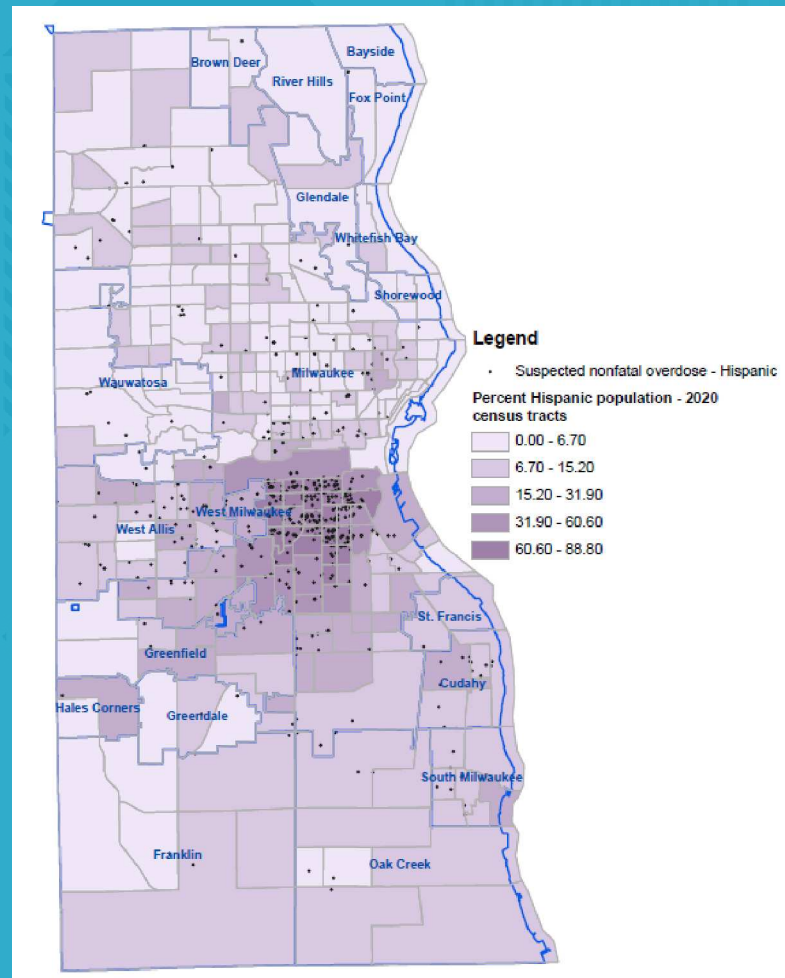
45%

Of mapped incidents
selected for a focus area
analysis

Concentration of nonfatal overdoses among
Hispanic individuals by incident location




Concentration of Hispanic individuals by census tract with suspected nonfatal overdoses




Data notes

Data from Milwaukee County Office of Emergency Management.
Nonfatal overdose inclusion criteria and additional data may be found at the Milwaukee County Overdose Dashboard:
<https://county.milwaukee.gov/EN/Vision/Strategy-Dashboard/Overdose-Data>



Given naloxone by EMS



***87% resided within same zip code**



9 PM was the most common time of day

Approximate borders

North: Pierce St.
South: Cleveland Ave.
East: 194/143
West: 38th St.



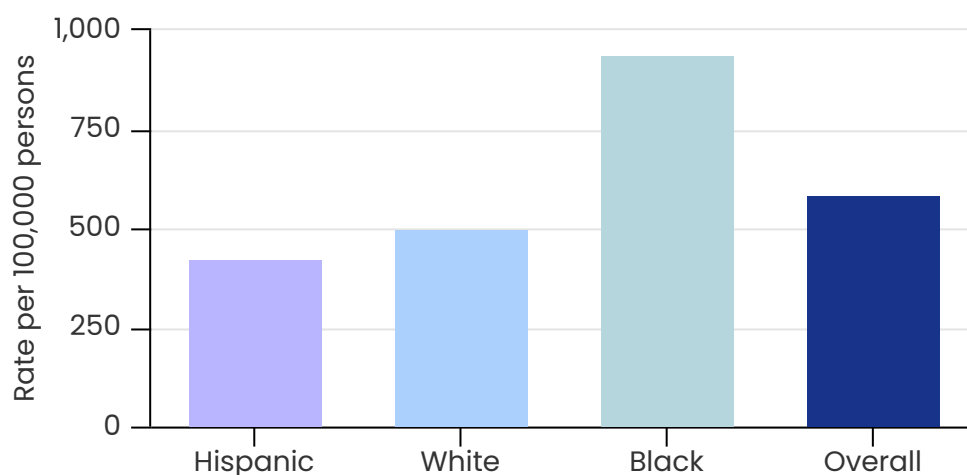
Suspected Nonfatal Overdoses Among HISPANIC INDIVIDUALS

Census Data: Focus Area Compared to Milwaukee County

Characteristic	Focus Area	Milwaukee County
Total population	77,542	949,180
Hispanic or Latino (of any race)	73%	15%
Not a U.S. citizen	21%	5%
No health insurance coverage	22%	7%
Population 5 years and over	70,269	884,066
Language spoken at home: Spanish	64%	11%
Speaks English less than "very well"	27%	4%
Population 25 years and over	42,791	630,726
Educational attainment: Less than high school	40%	11%
Total households	24,261	383,703
Household income less than \$50,000	68%	48%

Nonfatal Overdose Rate Comparison, Milwaukee County

Rate of Nonfatal Overdoses July 2021 – June 2022, Milwaukee County



Data notes

Nonfatal overdose data from Milwaukee County Office of Emergency Management. Census tracts included in focus area: 160, 161, 171, 172, 159, 162, 170, 173, 158, 163, 169, 174, 188, 157, 164, 168, 175, 187, 167, 176, 186, 1865, 165, 166, 1866. Census data and population counts for rate calculation from U.S. Census Bureau (2020). ACS Demographic and Housing Estimates, ACS Selected Social Characteristics, ACS Selected Economic Characteristics, ACS Age and Sex Characteristics. 2020 American Community Survey 5-year estimates. Retrieved from: <https://data.census.gov/table?tid=ACSDP5Y2020.DP05>