

2009 RPP/EBE Report




Target Resident Participation Summary

Year	Required %	Actual %	Total Contracts	Contracts Closed
1997	25%	26.2%	229	229
1998	25%	27.5%	216	216
1999	25%	27.6%	154	154
2000	25%	30.4%	138	138
2001	25%	26.1%	126	124
2002	25%	28.8%	128	128
2003	25%	27.4%	140	140
2004	25%	31.1%	150	146
2005	25%	31.5%	132	115
2006	25%	30.6%	126	108
2007	25%	30.5%	133	94
2008	25%	31.3%	152	69
2009	25% / 40%	31% / 40.7%	147	131

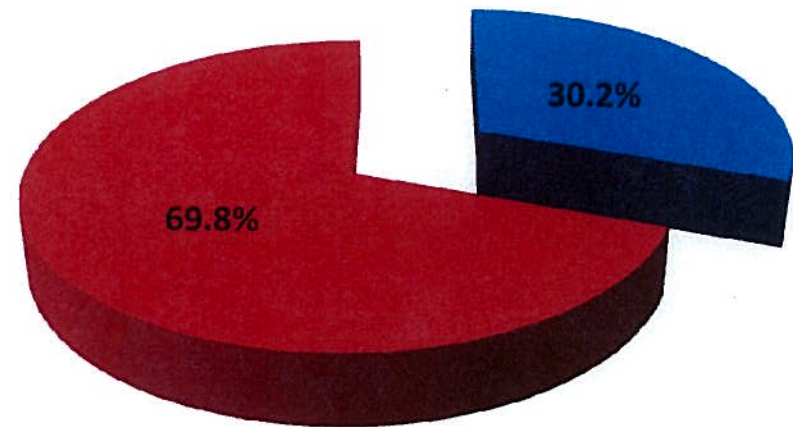
Target Residents: Hours and Wages, Before August of 2009

Hours Worked



- Target Area Resident Hours
- Non-Target, Milwaukee Resident Hours
- Total Non-Resident Hours

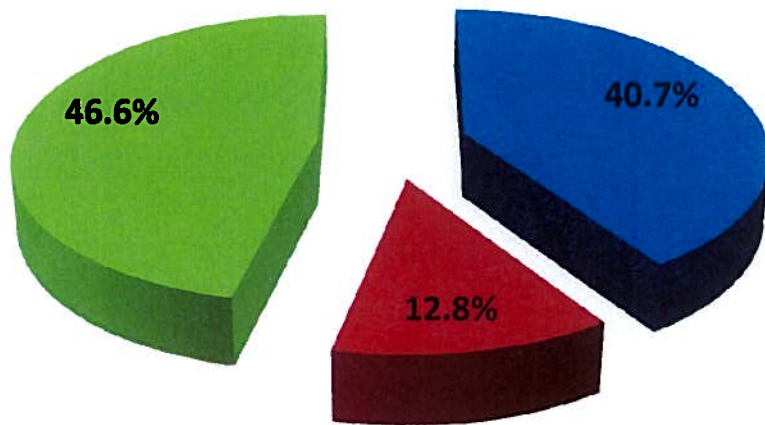
Wages Paid to Target Residents



- Target Area Dollars Paid
- All Other Workers


Target Residents: Hours and Wages for Contracts Requiring 40% Target Residency

Hours Worked



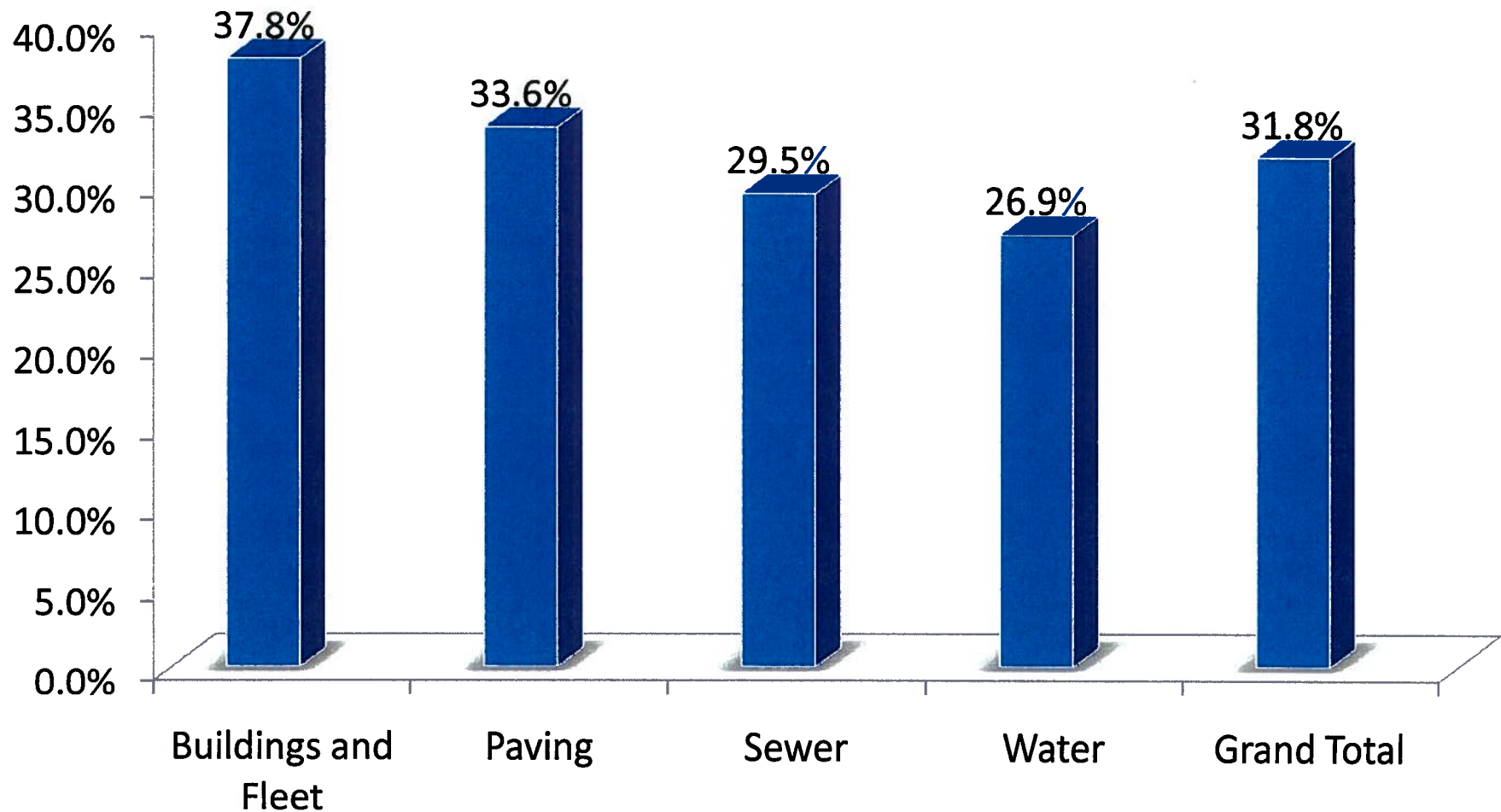
■ TARGET AREA RESIDENT HOURS
■ NON-TARGET, MILW RESIDENT HOURS
■ TOTAL NON-RESIDENT HOURS

Wages Paid to Target Residents

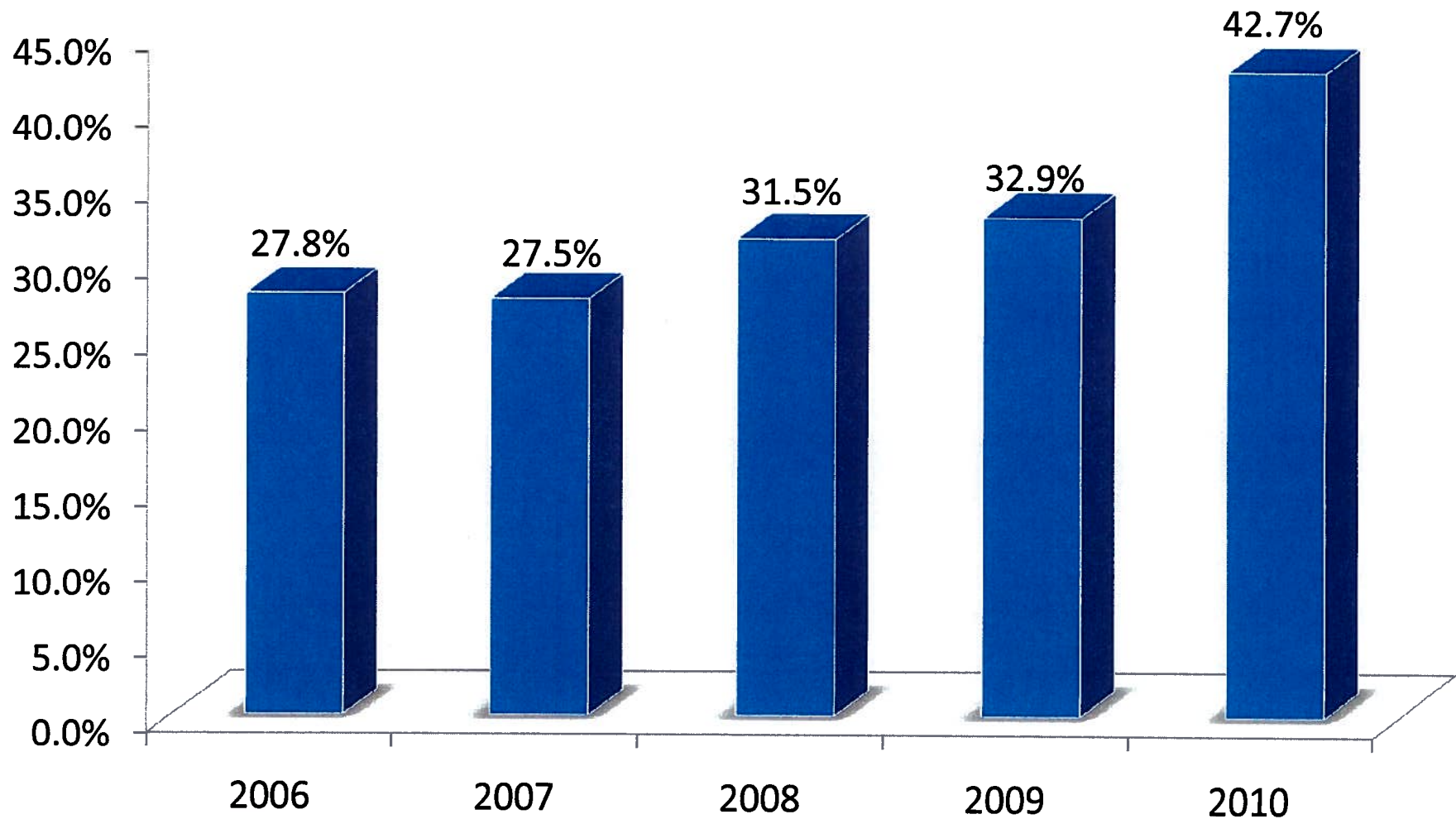


■ Target Area Dollars Paid ■ All Other Workers

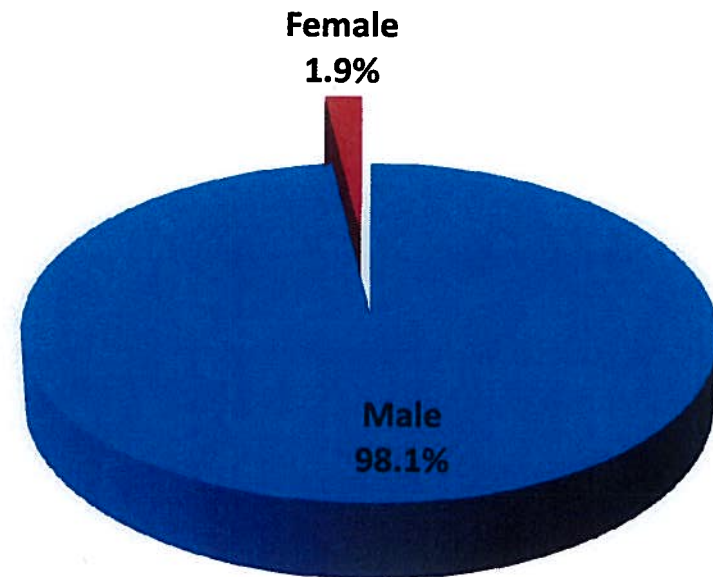
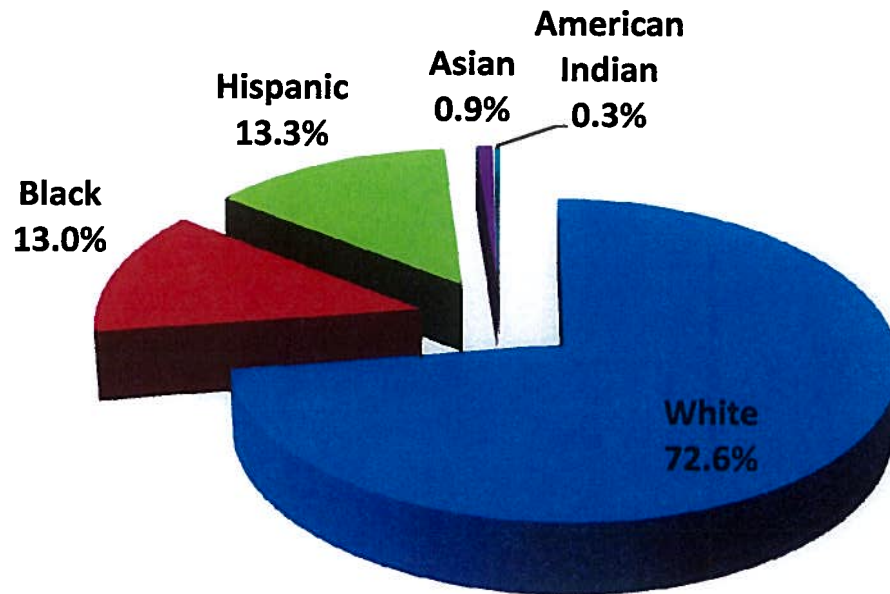
Summary of Target Resident Hours by Division



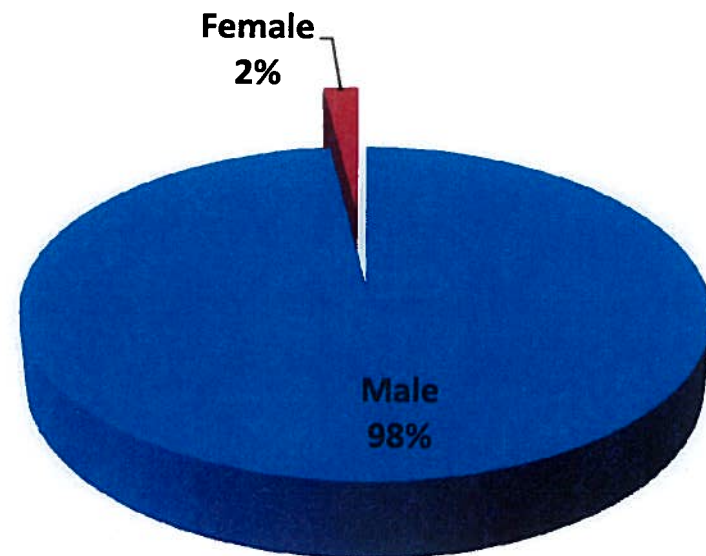
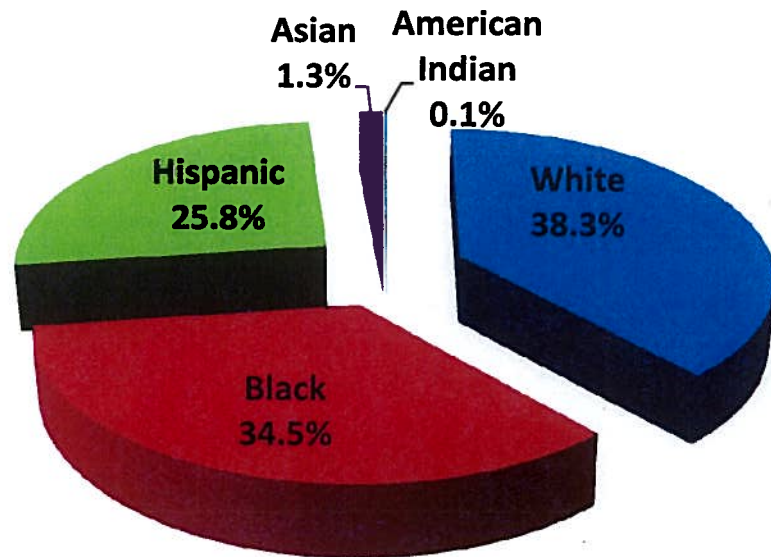
Summary of Target Resident Hours by Year



Total Contract Hours Worked, by Race & Gender, for Closed 2009 DPW Contracts



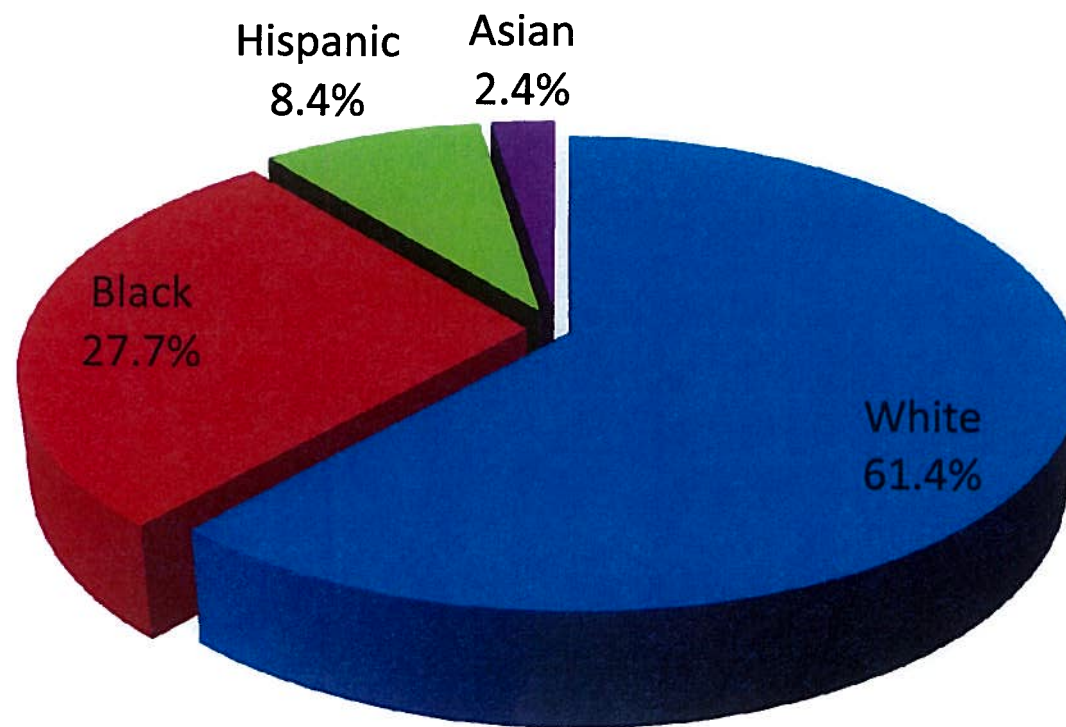
Target Resident Hours Worked, by Race & Gender, for Closed 2009 DPW Contracts



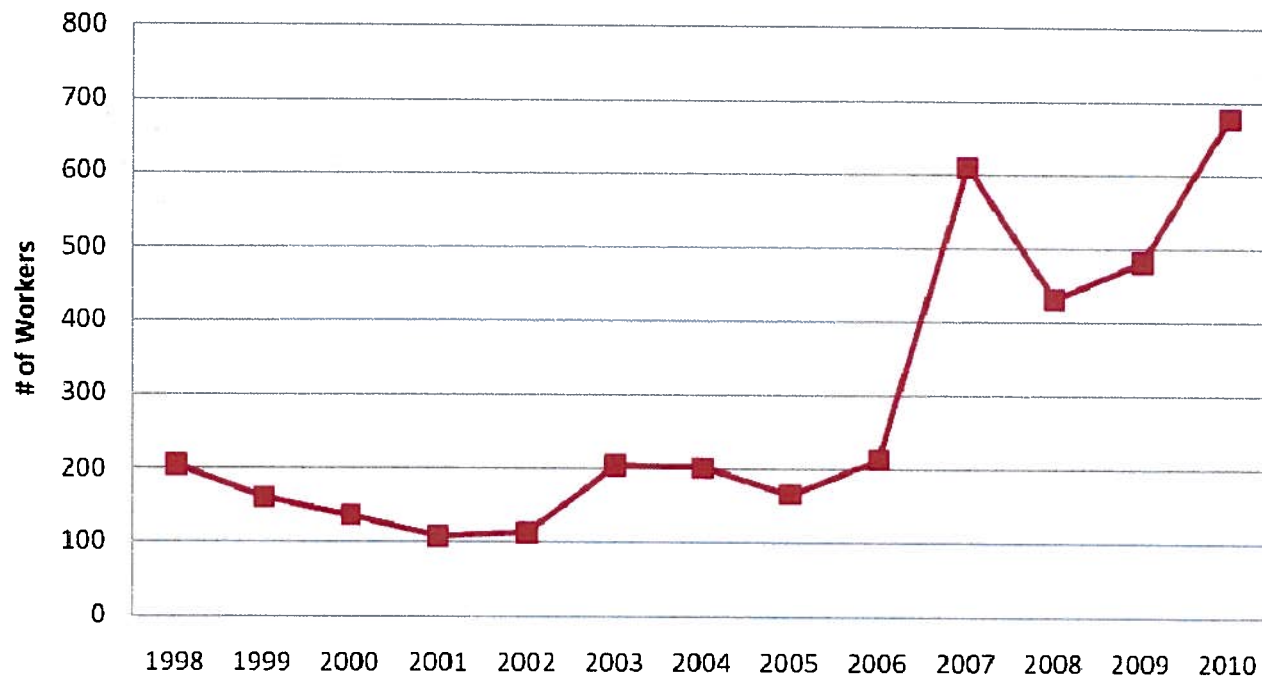
2009 Apprentice Job Classifications

<u>Job Classification</u>	<u>Number of Contract Jobs</u>
Apprentice	2
Cement Finisher	6
Electrician	5
Foreman	1
Iron Worker	1
Laborer	24
Mason	1
Operating Engineer	10
Operator	15
Pipelayer	2
Plumber	4
Roofer	1
Steam Pipe Fitter	2
Top Man	9
<hr/> 14 Job Classifications	
Total Contract Jobs:	83

Apprentice Workers by Race: 2009 Closed Contracts



Number of RPP Workers Certified by Year



- The City recognizes the following three organizations which can be contacted for access to trained or qualified workers from the City. Other organizations or sources of qualified RESIDENTS can be used at the bidder's discretion.
 - **Esperanza Unida (EU)**, located at 1329 West National Avenue, Milwaukee, WI 53204.
 - **Milwaukee Urban League**, located at 435 West North Avenue, Milwaukee, WI 53212.
 - **Big Step**, located at 3841 West Wisconsin Avenue, Milwaukee, WI 53208.

Contractor Name _____

DPW Contract No. _____

**Employee Affidavit
Residents Preference Program**

I certify that I maintain my permanent residence in the City of Milwaukee and that I vote, pay personal income tax, obtain my driver's license, etc. at _____, Milwaukee, WI _____
(Address) (Zip Code)

Residency status:

To verify my resident status, attached please find the following (check one)

- ☐ Copy of my voter's certification form
☐ Copy of my last year's Form 1040.
☐ Copy of my current Wisconsin Driver's License or State ID.
☐ Copy of Other (i.e., Utility bill, Lease, etc.)

AND

Unemployment status:

I certify that I have been unemployed as follows: (Check those that apply)

- ☐ I have worked less than 1,200 hours in the preceding 12 months.
☐ I have not worked in the preceding 30 days.

OR

Underemployed status:☐ I certify that based on the attached chart (Income Eligibility Guidelines), I am underemployed._____
Print Name_____
Sign Name_____
Social Security Number_____
Home Telephone Number

Subscribed and sworn to me this _____ day

Of _____, _____ A.D.

My Commission Expires _____.

Notary Public Milwaukee County

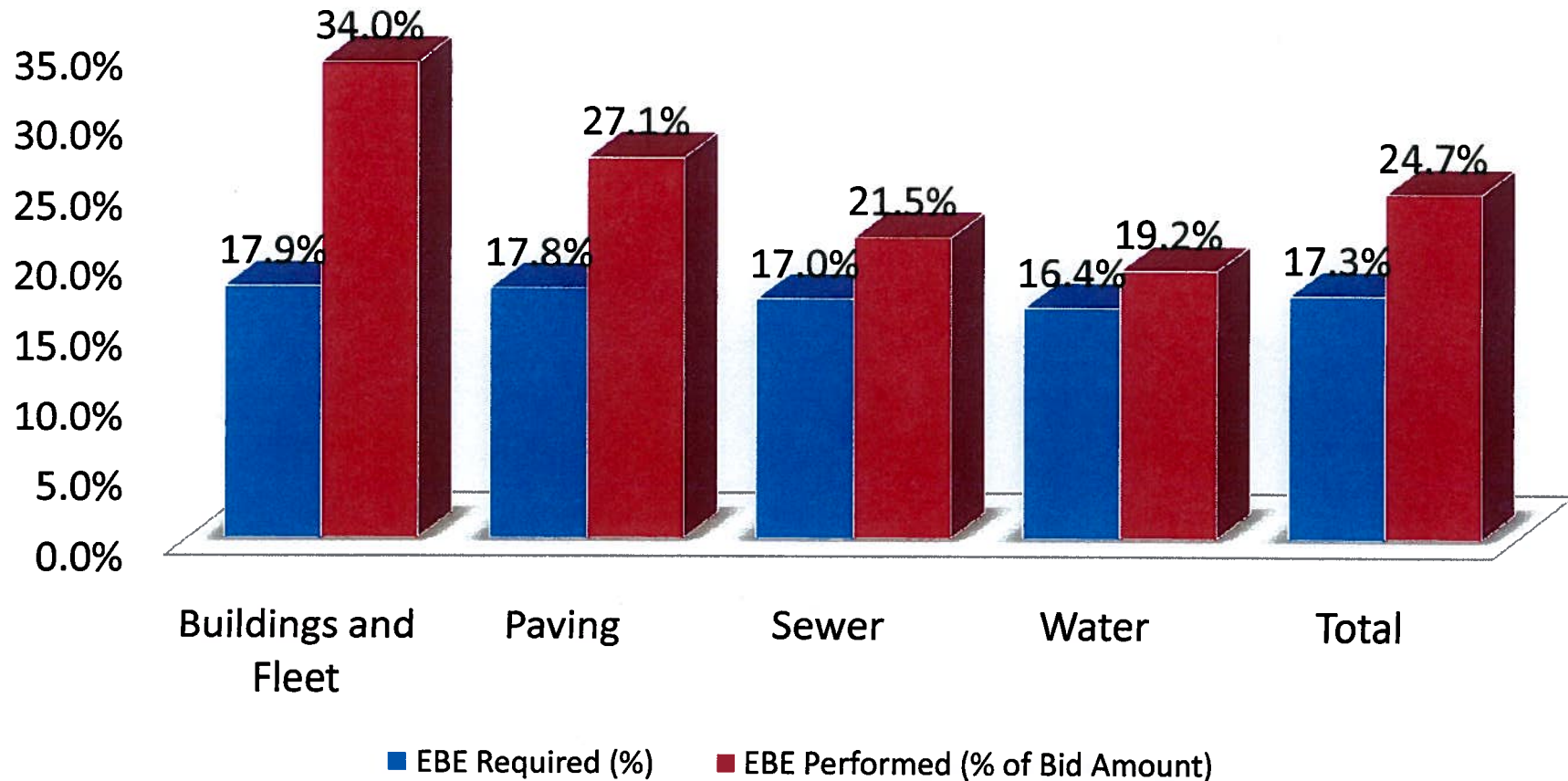
Income Eligibility Guidelines
July 1, 2009 to June 30, 2010

Eligibility determination is based on household size and income. Total income must be at or below the amount in the table.

Household Size	Yearly	Monthly	Twice per month	Every 2 weeks	Weekly
1	20,036	1,670	\$835	\$771	\$386
2	26,955	2,247	1,124	1,037	519
3	33,874	2,823	1,412	1,303	652
4	40,793	3,400	1,700	1,569	785
5	47,712	3,976	1,988	1,836	918
6	54,631	4,553	2,277	2,102	1,051
7	61,550	5,130	2,565	2,368	1,184
8	68,469	5,706	2,853	2,634	1,317
For each add'l household member add	6,919	577	289	267	134

Source: Wisconsin Department of Public Instruction
School Nutrition Programs

Summary of EBE Performance Before August of 2009



Summary of EBE Performance After August of 2009

