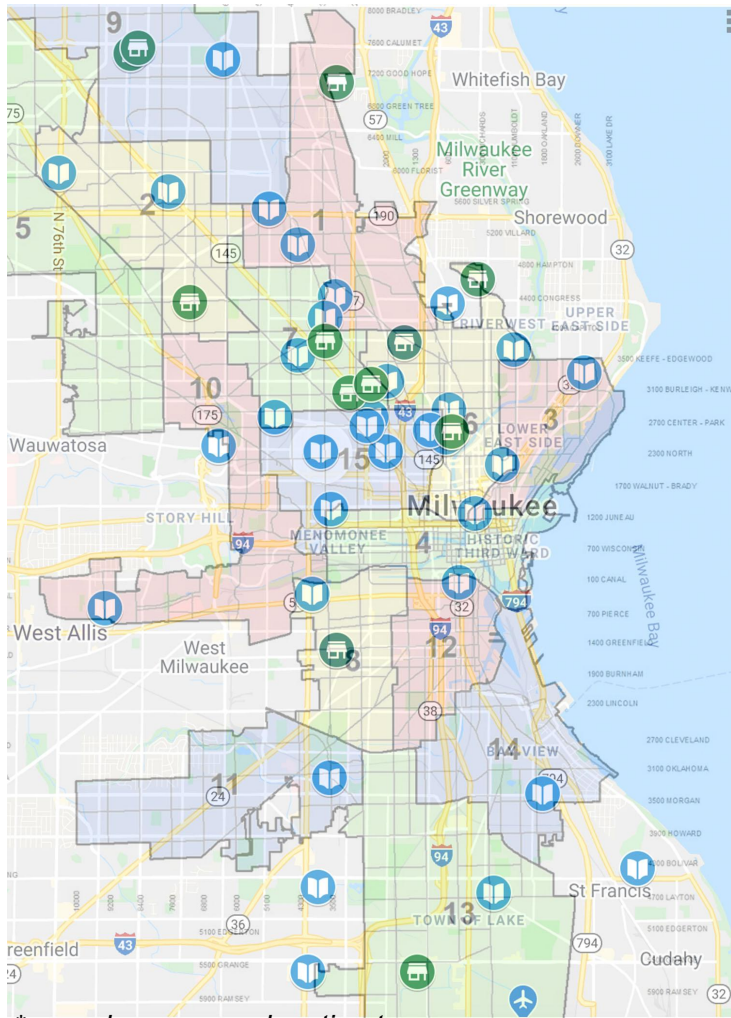


data snapshot 2020

| | |
|-------------------------|-----------------------------|
| City Dollars Invested | \$400,000 |
| Total Dollars Leveraged | > \$1,800,000 |
| Projects Funded | 12 educational + 12 capital |
| Community Reach | > 4000 community members |

map snapshot 2020



community members and/or organizations in all aldermanic districts were reached by the fresh food access fund in 2020

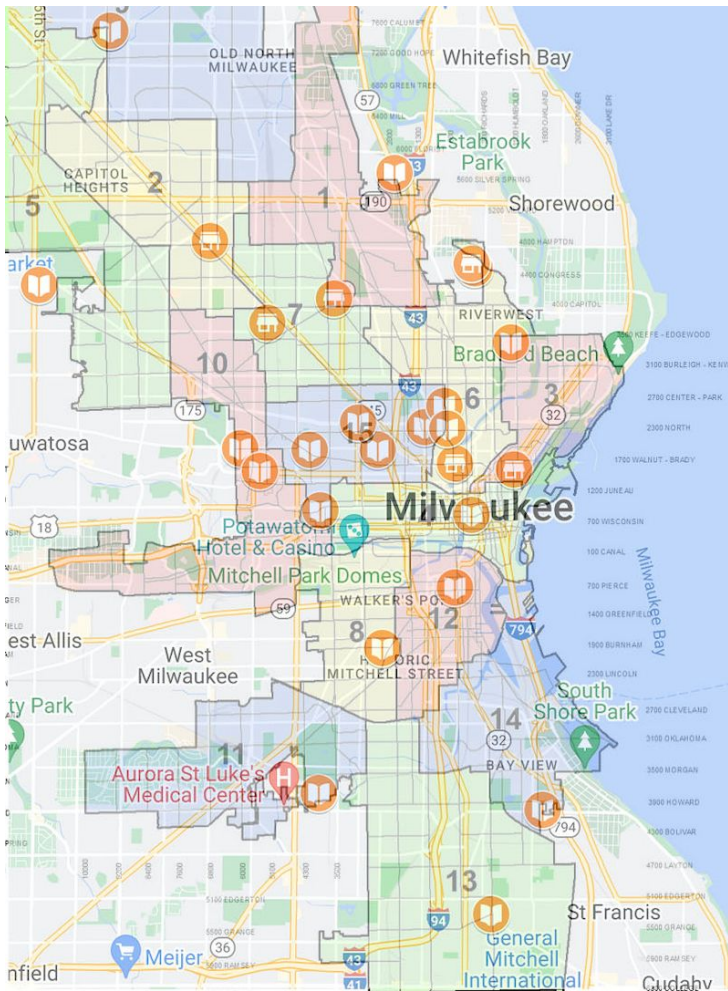
-  educational
-  capital

**map shows a rough estimate*

data snapshot 2021

| | |
|--------------------------------|--|
| City Dollars Invested | \$200,000 |
| Total Dollars Leveraged | > \$1,200,000 |
| Projects Funded | 12 educational + 4 capital + 1 combined |
| Community Reach | > 4000 community members |

map snapshot 2021



community members and/or organizations in all aldermanic districts were reached by the fresh food access fund in 2021

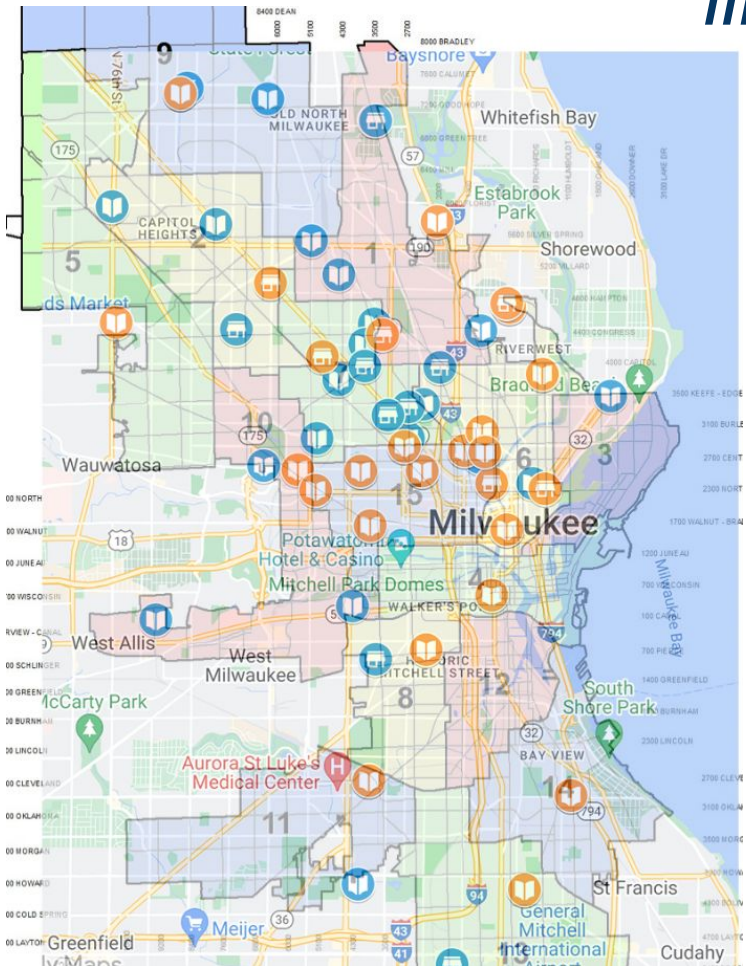
-  educational
-  capital

**map shows a rough estimate*

data snapshot 2020 & 2021

| | |
|--------------------------------|---|
| City Dollars Invested | \$600,000 |
| Total Dollars Leveraged | > \$3,000,000 |
| Projects Funded | 24 educational + 16 capital + 1 combined |
| Community Reach | > 4000 community members |

map snapshot 2020 & 2021



community members and/or organizations in all aldermanic districts were reached by the fresh food access fund

-  educational
-  capital

**map shows a rough estimate*