



# Milwaukee County OD-PHAST

Data Strategy  
Team (DST)  
Meeting



June 16, 2022

# Agenda

---

Welcome and introductions of new members

---

Action team updates

---

2022 fatal overdose updates

---

Mapping and dashboard discussion

---

Action team breakouts

---

# Introductions

---

- If you are new to the DST, we will give you an opportunity to introduce yourself:
  - Name
  - Agency
  - Role related to overdose response or prevention
- All returning DST members, please enter your name and agency into the chat box.

*Reminder: Please keep your microphone muted and your chat box open!*

# Action team updates

---

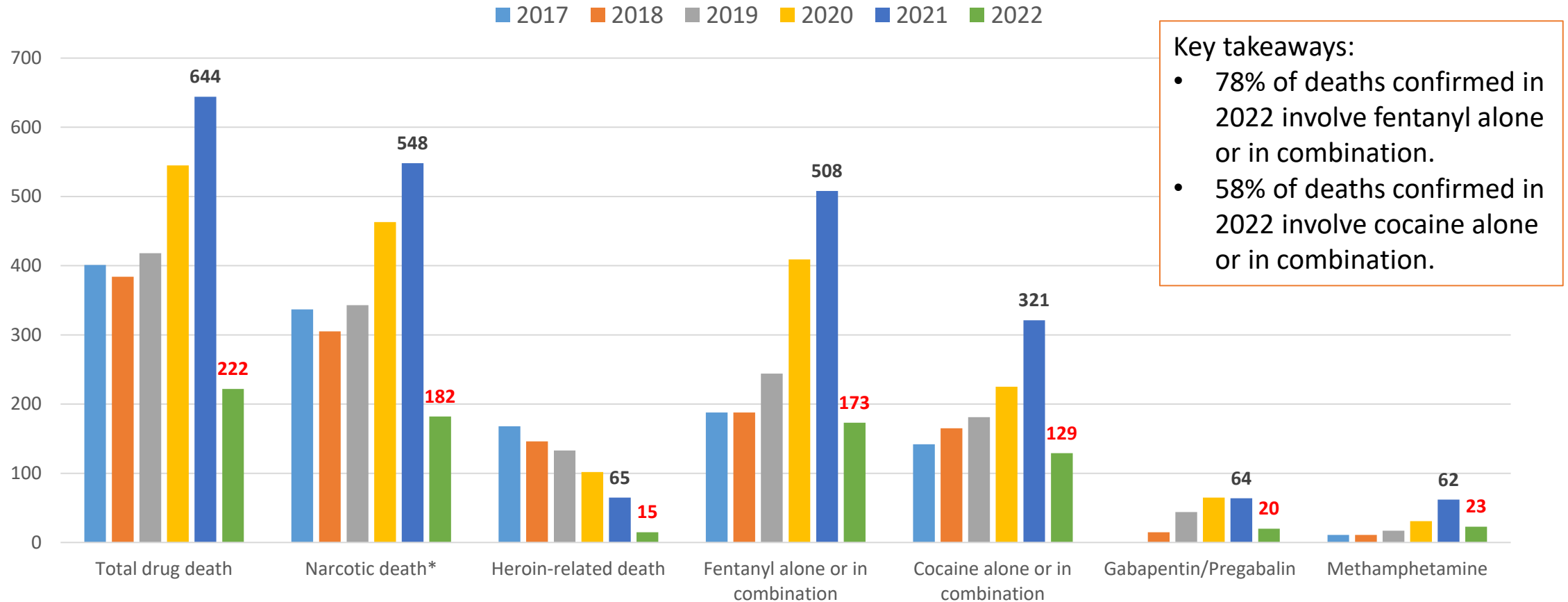
Education and awareness action team  
Fentanyl action team  
Treatment and support services action team

# Fatal overdoses, 2022

---

# Confirmed Drug Deaths, Milwaukee County, through early June

(sent by the ME office 6/16/2022)



## Key takeaways:

- 78% of deaths confirmed in 2022 involve fentanyl alone or in combination.
- 58% of deaths confirmed in 2022 involve cocaine alone or in combination.

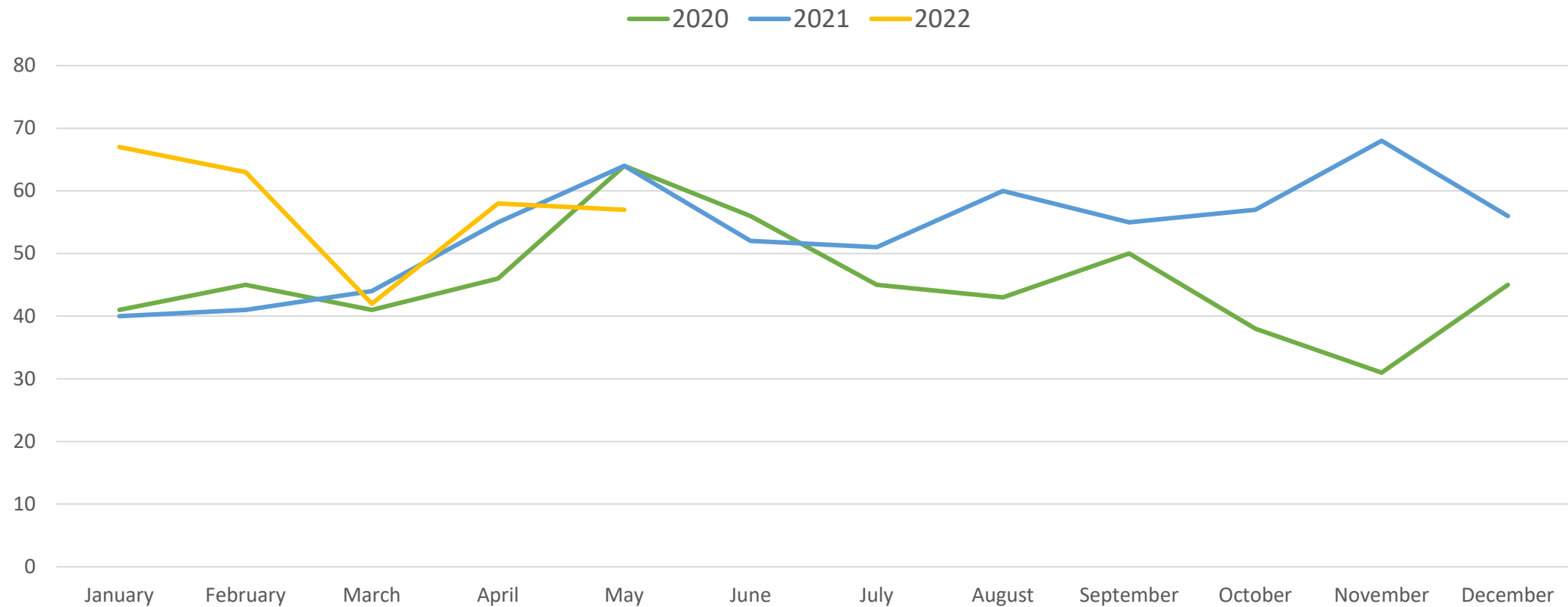
\*Narcotic drug deaths are any in which opioids (morphine, heroin, etc.) or synthetic opioids (oxycodone, fentanyl, etc.) are involved

# Comparison of 2021 to 2022 (sent by the ME office on 6/1/2022)

2021 (Jan. –May) (confirmed drug deaths)	2022 (Jan. – May) (confirmed + suspected drug deaths)	% change
244	287: 202 confirmed + 85 pending toxicology	18% increase

# Projected comparison of 2022 to 2020 and 2021, confirmed plus suspected drug deaths

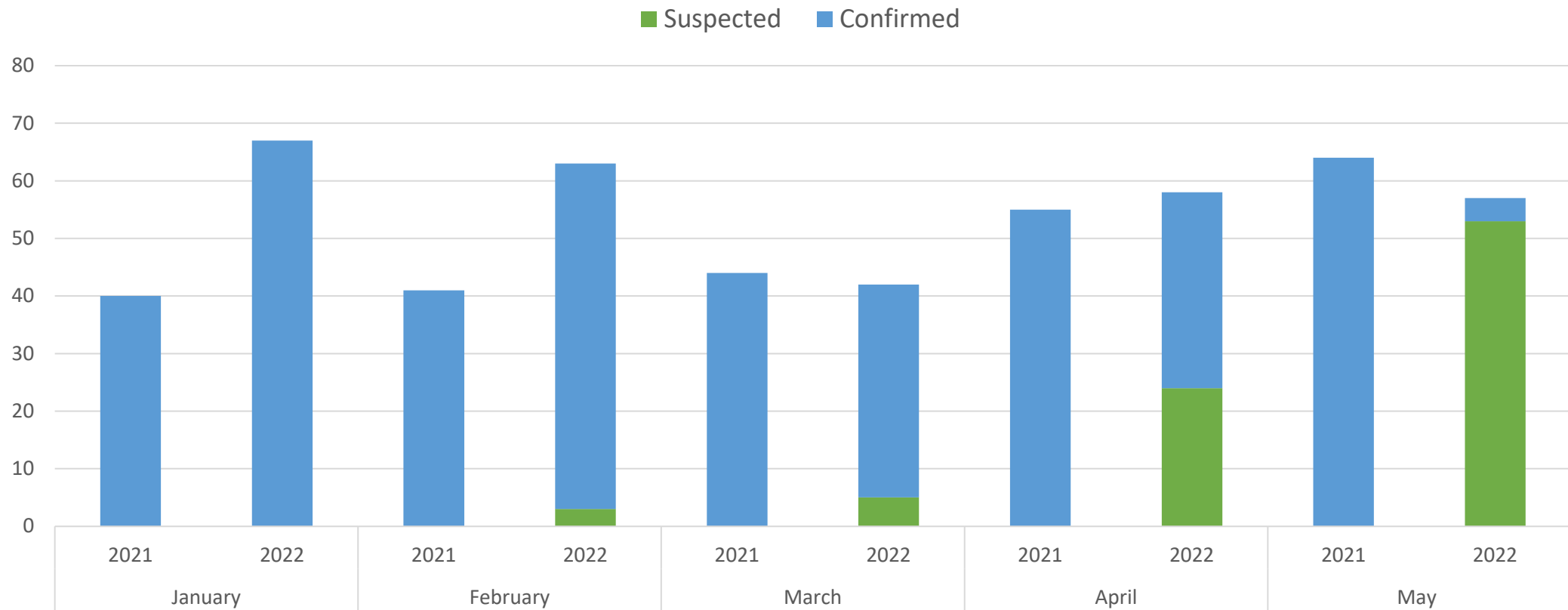
(as of 6/1/2022)





# Comparison of confirmed 2021 drug deaths to confirmed + suspected 2022 drug deaths, January – May

(as of 6/1/2022)



# Overdose mapping & dashboard

---

<https://county.milwaukee.gov/EN/Vision/Strategy-Dashboard/Overdose-Data>

# Methodology

- Began with fatal overdoses, 2017- currently completed 2022 deaths, incident addresses. **Initial analysis based upon deaths that occurred in 2021.**
- Excludes deaths where incident address was:
  - Missing
  - Listed as unknown
  - Could not be geocoded at the threshold set (e.g., on a train)
- Used ArcGIS to map overdose incidents with county locator and then ArcGIS locator for addresses that did not match with at least 80% accuracy for spelling sensitivity, minimum candidate score, and minimum match score
- Maps currently show incidents and preliminary rates

# Mapping Discussion

What geographic units would be useful to your work? (e.g., jurisdiction, census tract, etc.)

How might you use the maps in your work?

What else would you like to see mapped?

A large orange circle is positioned on the left side of the slide, partially cut off by the edge.

# Dashboard demonstration

- <https://county.milwaukee.gov/EN/Vision/Strategy-Dashboard/Overdose-Data>



# Dashboard Discussion

Is this your first time to see the Milwaukee County Overdose Dashboard?

What did you find most useful about the NONFATAL overdose information on the dashboard?

What did you find most useful about the FATAL overdose information on the dashboard?

What else would you like to see included in the dashboard?

# Action Teams Overview & Breakout Sessions

---

*Shared accountability* – As DST members, we share responsibility for implementing recommendations to achieve our North Star – to reduce overdoses within Milwaukee County.

## Action team goal

Implement strategies and recommendations for change to reduce the likelihood of future overdose incidents



# Action team process



Form to assess and implement a specific recommendation or strategy identified by the DST.



Meet for the final 30 to 45 minutes of each DST meeting.



Report progress to the larger DST.



Recommend involvement of the Milwaukee Community Justice Council's Executive Team as needed to advance policy or program change.

Action team	Recommendation	Linkage to SWOT analysis
Education and awareness action team	Develop a social media package for overdose prevention and education that may be used by community partners.	<p>Weaknesses:</p> <ul style="list-style-type: none"> <li>•There is stigma in the community associated with substance use disorder and treatment.</li> <li>•Social determinants of health and systemic racism contribute to overdoses in our community.</li> </ul>
Fentanyl action team	Investigate the co-occurrence of cocaine and fentanyl in overdose incidents in Milwaukee County to tailor prevention and intervention strategies.	<p>Weaknesses:</p> <ul style="list-style-type: none"> <li>•Changes in drug trends create challenges to preventing fatal and nonfatal overdoses, particularly those related to the increase in fentanyl and fentanyl analogs.</li> <li>•Need for increased data sharing and collaboration.</li> </ul>
Treatment and support services action team	Increase public support for additional treatment locations within the city of Milwaukee.	<p>Weaknesses:</p> <ul style="list-style-type: none"> <li>•There is stigma in the community associated with substance use disorder and treatment.</li> <li>•Social determinants of health and systemic racism contribute to overdoses in our community.</li> </ul> <p>Threats:</p> <ul style="list-style-type: none"> <li>•Political buy-in can be difficult to achieve with multiple jurisdictions.</li> </ul>

# Move into action team breakouts

**Room 1** - *Education and awareness action team* - led by Nicole Fumo and Alexandria Kohn

**Room 2** - *Fentanyl action team* - led by Connie Kostelac, Shaun Doyne, and Steven Caballero

**Room 3** - *Treatment and support services action team* - led by Amy Parry and Shari Gresk