

COMMISSIONER UPDATE

Kirsten Johnson, MPH, CPH, CHES

BOARD OF HEALTH

MAY 5, 2022



LIVING YOUR BEST LIFE.



CURRENT CASE BURDEN



CITY OF MILWAUKEE
HEALTH DEPARTMENT

KEY METRICS

Key Indicator Statuses Updated on Tuesdays & Thursdays Last Updated: May 4, 2022	Return to Overview
Rate of COVID-19 cases per 100,000 over 7 days <i>Total number of new cases in the City of Milwaukee in the last 7 days divided by the City of Milwaukee population and multiplying by 100,000. Population data is based on US Census, 2019.</i> Blue (Low Transmission): 0-9 Yellow (Moderate Transmission): 10-49 Orange (Substantial Transmission): 50-99 Red (High Transmission): 100-149 Purple (Extreme Transmission): ≥ 150	High Transmission 147.4
Percentage test positivity over previous 7 days <i>Total number of positive PCR tests divided by the total number of positive and negative PCR tests for City of Milwaukee residents during the last 7 days.</i> Blue (Low Transmission): <5% Yellow (Moderate Transmission): 5.0% - 7.9% Orange (Substantial Transmission): 8.0% - 9.9% Red (High Transmission): 10.0% - 11.9% Purple (Extreme Transmission): ≥ 12%	Substantial Transmission 8.1%
City of Milwaukee Adult Vaccination Rate <i>Total number of adult City of Milwaukee residents who have completed their COVID-19 vaccination series divided by the adult population of the City of Milwaukee. Adult is defined as an individual who is 16 years of age or older. Population data is based on U.S. Census, 2019.</i>	 64.5%

*Metrics exclude last 2 days of data due to delays in reporting.

GATING METRIC REVIEW

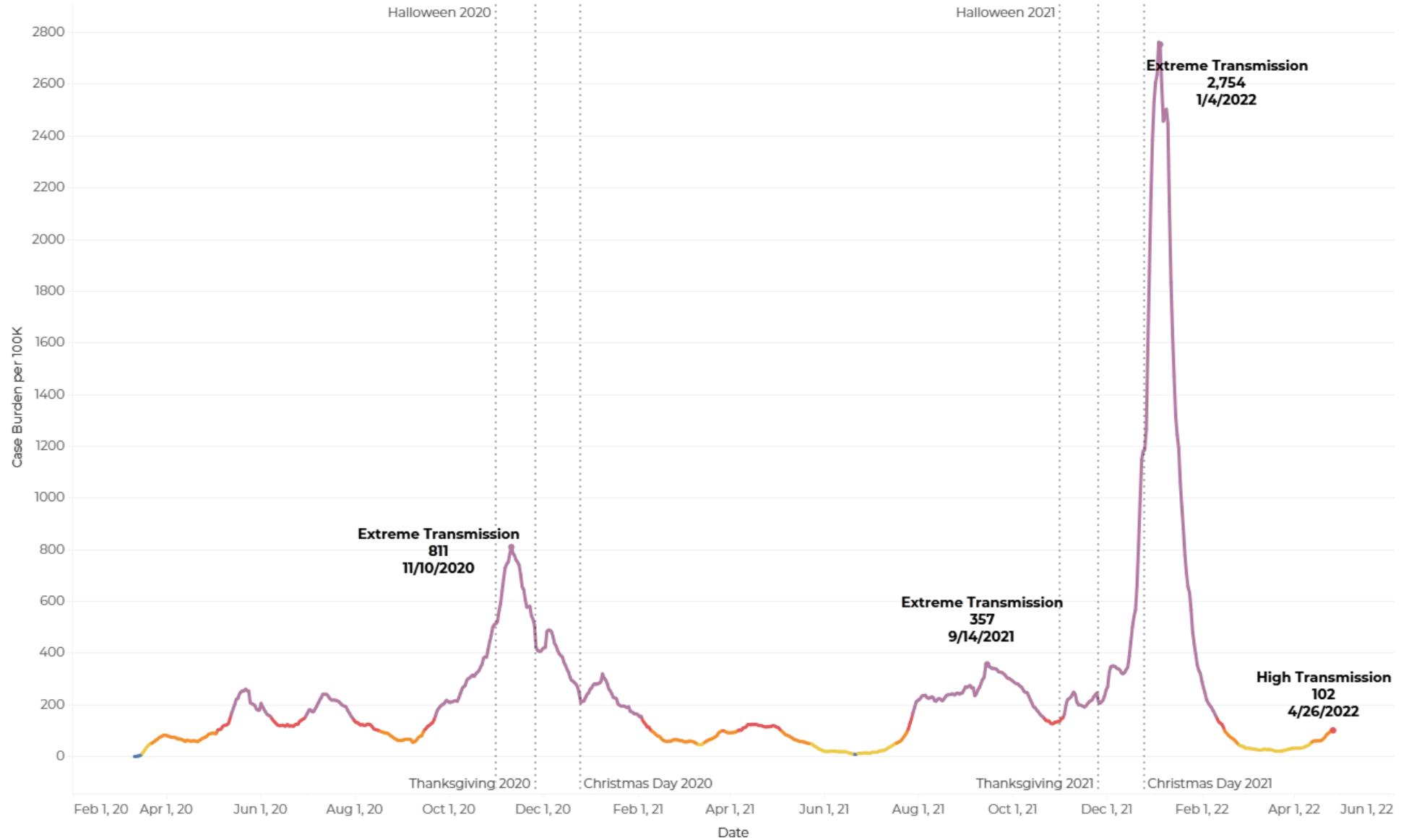
Metric	Status – Mar. 3	Status – Mar. 10	Status – Mar. 17	Status – Mar. 24	Status – Mar. 31	Status – Apr. 7	Status – Apr. 14	Status – Apr. 21	Status – Apr. 28	Status – May 4
	This metric determines current disease burden. Increased burden increases rates of transmission									
Rate of COVID-19 cases per 100,000 over 7 days	Yellow Moderate Transmission 41.2	Yellow Moderate Transmission 29.7	Yellow Moderate Transmission 27.8	Yellow Moderate Transmission 21.9	Yellow Moderate Transmission 24.4	Yellow Moderate Transmission 33.2	Yellow Moderate Transmission 40.7	Orange Substantial Transmission 60.7	Red High Transmission 117.8	Red High Transmission 147.4
	This metric determines percent positivity. Percent positivity indicates test availability and transmission trends									
Percentage test positivity over 7 days	Blue Low Transmission 2.7%	Blue Low Transmission 2.0%	Blue Low Transmission 1.9%	Blue Low Transmission 1.6%	Blue Low Transmission 1.8%	Blue Low Transmission 2.5%	Blue Low Transmission 2.7%	Blue Low Transmission 4.5%	Yellow Moderate Transmission 6.6%	Orange Substantial Transmission 8.1%
	Vaccination rate is calculated based on the City of Milwaukee's adult population (individuals 16 or older)									
City Adult Vaccination Rate	63.4%	63.6%	63.7%	63.9%	64.0%	64.1%	64.2%	64.3%	64.4%	64.5%

Data Source: Wisconsin Immunization Registry (WIR) and Wisconsin Electronic Disease Surveillance System (WEDSS)

The metrics used to determine re-opening phases was updated on 3/18/2021 based on CDC guidance (<https://www.cdc.gov/coronavirus/2019-ncov/community/schools-childcare/indicators.html>) and best practices for Milwaukee

CURRENT CASE BURDEN

7 Day Case Burden (with color)



*Metric excludes last 4 days to account for delays in reporting and allow trends to stabilize.
Data Source: **Wisconsin Electronic Disease Surveillance System (WEDSS)** via DHS
Last Updated: 4/27/2022 1:57:52 PM

COVID-19 Wastewater Surveillance in Wisconsin

Date Updated: 5/3/2022

Click on the list or map to select a sewershed. Click again to deselect.

Columbus WWTF	
De Pere WWTF	
Eau Claire WWTF	
Fox River WPC	
Green Bay MSD	
Hartford WPCF	
Hayward WPCF	
Hudson WWTF	
Janesville WW Utility	
Kenosha WWTF	
La Crosse WWTP	
Lodi WWTF	
Madison MSD WWTF	
Manitowoc WWTF	
Marinette Wastewa..	
Marshfield WWTF	
Mauston WWTF	
Menomonie WWTF	
Merrill WWTP	
Milwaukee MSD Jon..	
Milwaukee MSD Sou..	
Monroe WWTF	
Oconomowoc WWTP	
Oregon WWTF	
Oshkosh WWTP	
Peshtigo WWTF	
Platteville WWTF	
Shawano WWTF	

Milwaukee MSD
Jones Island

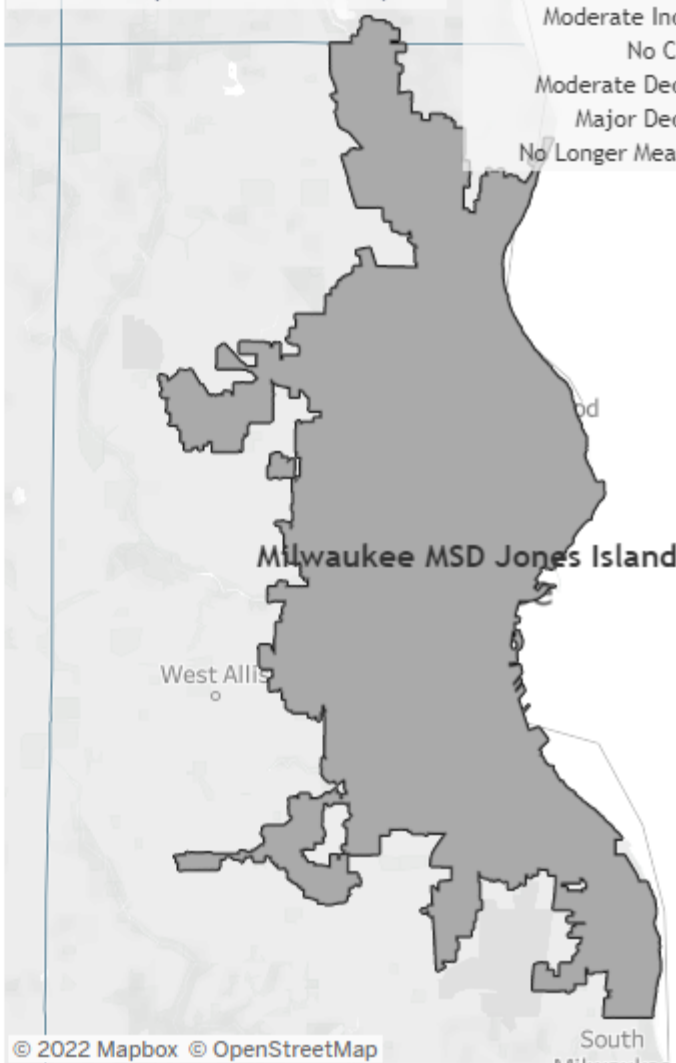


SARS-CoV-2 Concentration:
No Change
from 4/13/22 to 4/27/22

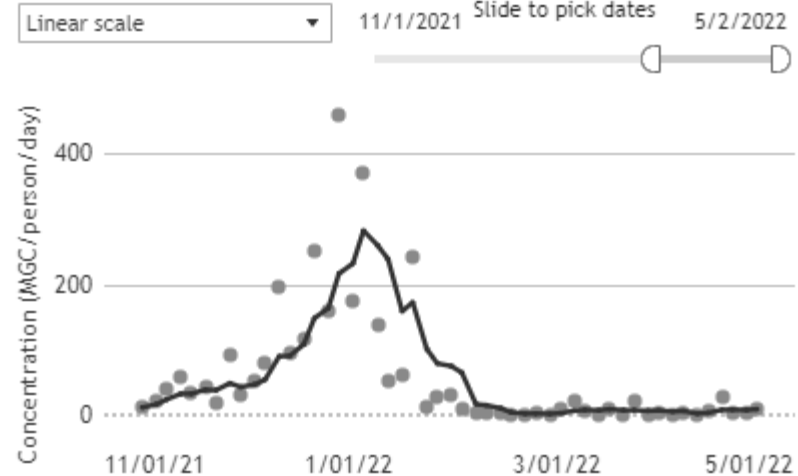


COVID-19 Case Trajectory:
No Significant Change
from 4/18/22 to 5/3/22

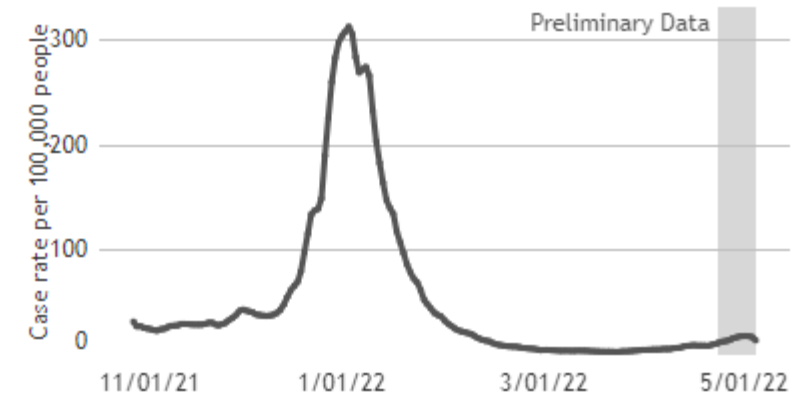
Estimated Population Served: 470,007



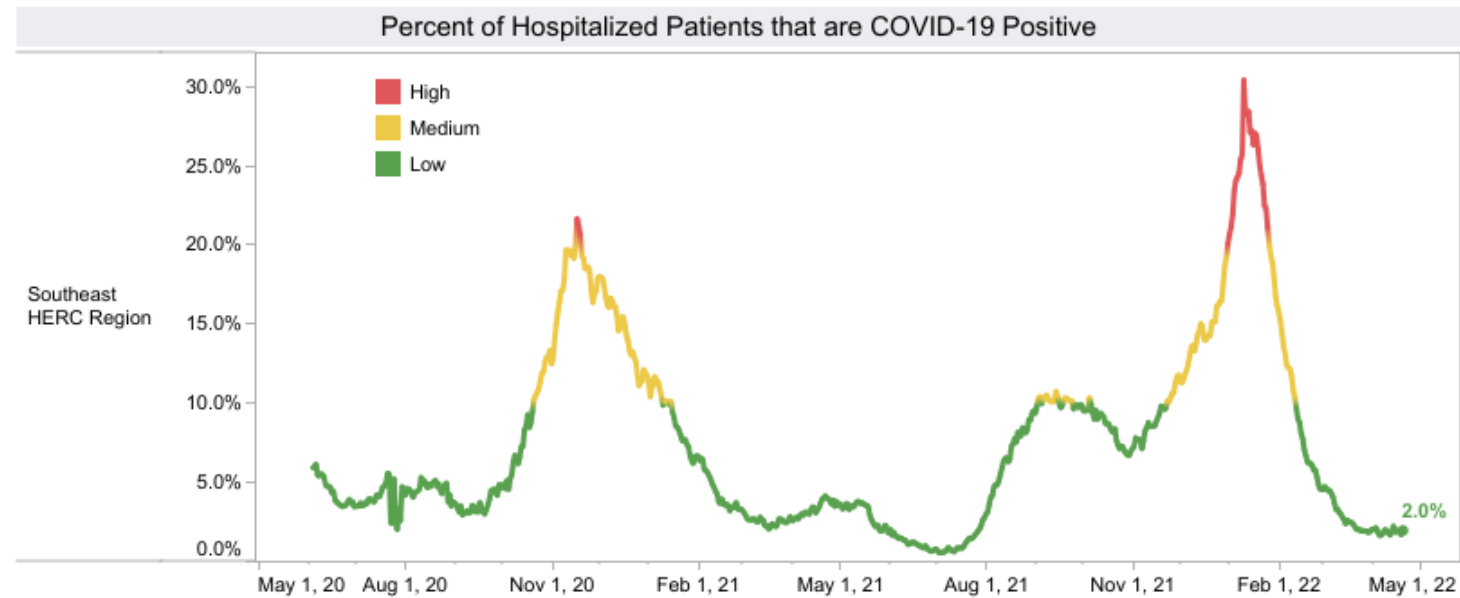
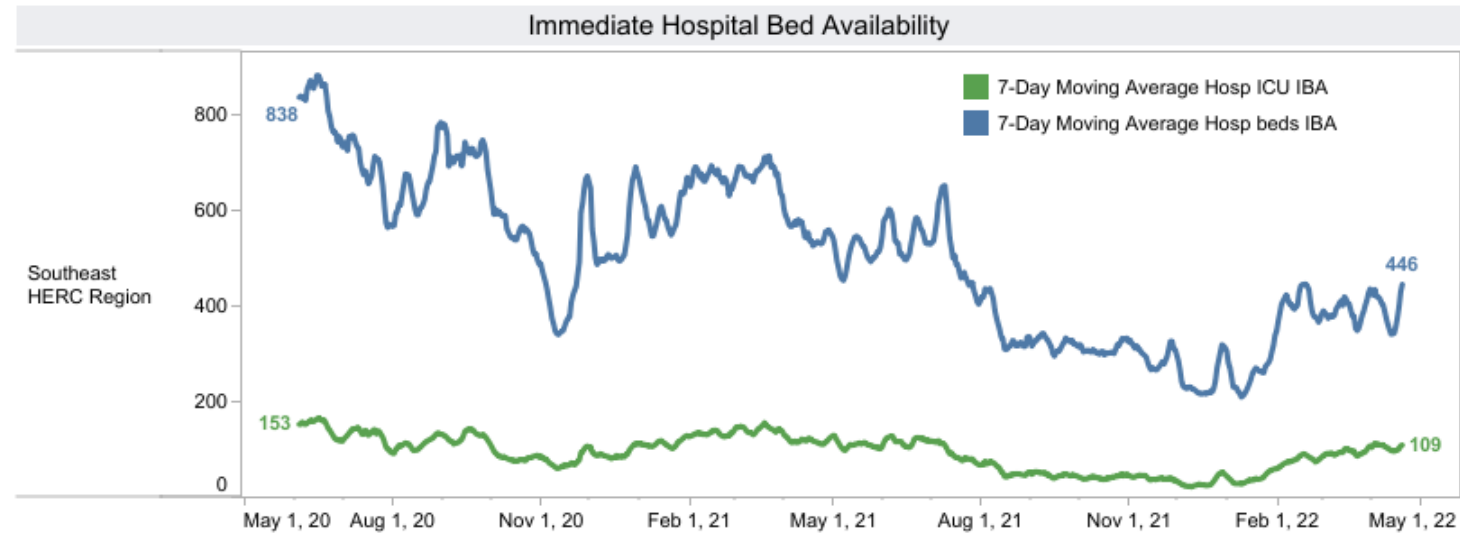
Wastewater Concentration of SARS-CoV-2 in
Milwaukee MSD Jones Island



7-day Average Case Rate of COVID-19 within
Milwaukee MSD Jones Island Sewershed



HOSPITALIZATIONS



VARIANTS IN WI

- Omicron is 100% of cases, subvariants of BA.2 are increasing



Wisconsin SARS-CoV-2 (hCoV-19) Genomic Dashboard

enabled by data from GISAID

[Sequencing Report](#) [Variant Report](#) [Geographical Report](#) [About the Data](#)

Delta

Last 30 Days: 0

Total: 27602

B.1.617.2, All AY

Omicron

Last 30 Days: 549

Total: 12676

B.1.1.529, All BA

Data Updated:

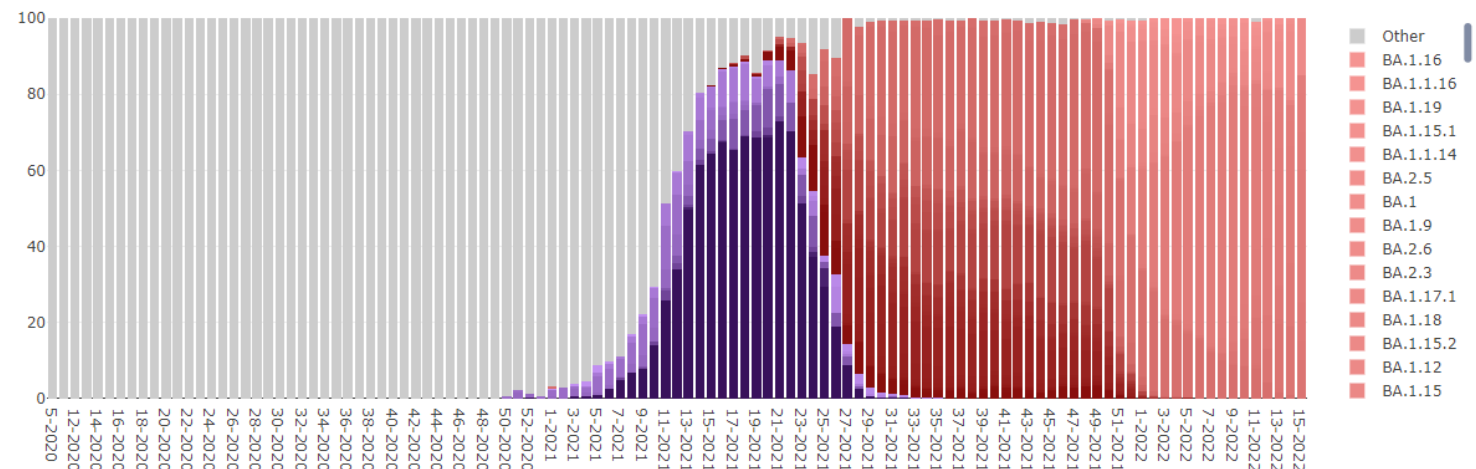
2022-04-27

Proportion of Variants

[Variants of Concern](#)

[Variants Being Monitored](#)

[Search Variants](#)



Time Period

Weekly

Variant Label

Pangolin

VACCINATIONS



CITY OF MILWAUKEE
HEALTH DEPARTMENT

VACCINE UPDATE

- 64.5% Fully vaccinated residents
- 47.8% Fully vaccinated and boosted residents



DEMOGRAPHIC TABLE

Vaccinated City of Milwaukee Residents By Race/Ethnicity

Race/Ethnicity	2019 ACS Population Estimate	At Least 1 Dose	Percent Population	Fully Vaccinated	Race/Ethnicity Percent Population Fully Vaxxed	Boosted Individuals	Percent of Fully Vaxxed w Booster
Black or African-American	227,829	104,081	45.7%	93,655	41.1%	38,649	41.3%
Hispanic or Latino	112,817	68,354	60.6%	62,077	55.0%	23,357	37.6%
Other Race	17,258	14,939	86.6%	13,607	78.8%	5,546	40.8%
American Indian or Alaska Native	2,763	2,142	77.5%	1,975	71.5%	913	46.2%
White	208,521	125,888	60.4%	119,827	57.5%	73,778	61.6%
Asian or Pacific Islander	25,360	20,244	79.8%	18,640	73.5%	7,146	38.3%
Unknown		12,798		10,692		3,648	34.1%
Grand Total	594,548	348,446		320,473		153,037	47.8%

Vaccinated City of Milwaukee Residents By Age Group

	2019 ACS Population Estimate	At Least 1 Dose	Age Percent of Population with 1 or more doses	Fully Vaccinated	Age Percent of Population fully vaxxed	Boosted Individuals	Percent of Fully Vaxxed w Booster
5 to 11 years	61,519	14,497	23.6%	11,804	19.2%	6	0.1%
12 to 15 years	32,878	17,067	51.9%	15,299	46.5%	3,531	23.1%
16 to 19 years	36,222	18,170	50.2%	16,214	44.8%	4,564	28.1%
20 to 24 years	50,576	29,275	57.9%	25,965	51.3%	8,441	32.5%
25 to 34 years	101,565	63,156	62.2%	57,018	56.1%	22,681	39.8%
35 to 44 years	74,841	52,879	70.7%	48,729	65.1%	21,769	44.7%
45 to 54 years	66,835	48,329	72.3%	45,173	67.6%	23,000	50.9%
55 to 59 years	34,030	24,996	73.5%	23,647	69.5%	13,777	58.3%
60 to 64 years	29,689	24,683	83.1%	23,493	79.1%	15,406	65.6%
65 to 74 years	37,530	35,837	95.5%	34,447	91.8%	25,986	75.4%
75 to 84 years	16,494	13,833	83.9%	13,263	80.4%	10,100	76.2%
85 years and over	8,304	5,701	68.7%	5,401	65.0%	3,772	69.8%
Grand Total	594,548	348,446		320,473		153,037	47.8%

Last updated: 4/18/2022

CDC UPDATES

CDC UPDATES

VACCINES

Who Can Get a Booster

ELIGIBLE FOR 1 Booster

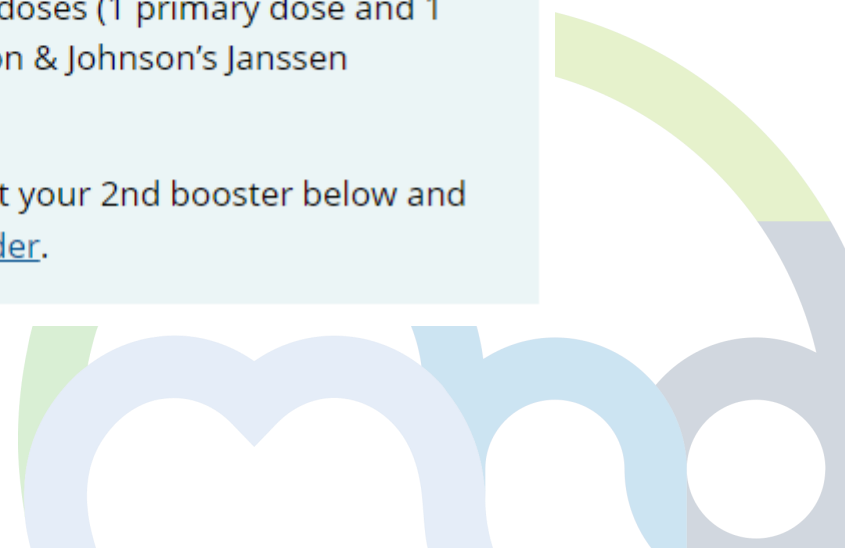
Everyone ages 12 years and older can get 1 booster after completing their [COVID-19 vaccine primary series](#).

Learn when you can get your 1st booster below.

ELIGIBLE FOR 2 Boosters

- Adults ages 50 years and older
- People ages 12 years and older who are [moderately or severely immunocompromised](#)
- People who got 2 doses (1 primary dose and 1 booster) of Johnson & Johnson's Janssen vaccine

Learn when you can get your 2nd booster below and [what you should consider](#).



CDC UPDATES

COMMUNITY LEVELS

COVID-19 Community Levels | Use the Highest Level that Applies to Your Community

New COVID-19 Cases per 100,000 people in the last 7 days	Indicators	Level		
		LOW	MEDIUM	HIGH
FEWER THAN 200	New COVID-19 admissions per 100,000 population (7-day total)	<10.0	10.0–19.9	≥20.0
	Percent of staffed inpatient beds occupied by COVID-19 patients (7-day average)	<10.0%	10.0–14.9%	≥15.0%
200 OR MORE	New COVID-19 admissions per 100,000 population (7-day total)	NA	<10.0	≥10.0
	Percent of staffed inpatient beds occupied by COVID-19 patients (7-day average)	NA	<10.0%	≥10.0%

The COVID-19 Community Level is determined by the higher of the new admissions and inpatient beds metrics, based on the current level of new cases.

COVID-19 Community Level	Individual- and household-level prevention behaviors	Community-level prevention strategies (as recommended by state or local authorities)
Low	<ul style="list-style-type: none"> • Stay up to date with COVID-19 vaccines and boosters • Maintain improved ventilation throughout indoor spaces when possible • Follow CDC recommendations for isolation and quarantine, including getting tested if you are exposed to COVID-19 or have symptoms of COVID-19 • If you are immunocompromised or high risk for severe disease <ul style="list-style-type: none"> – Have a plan for rapid testing if needed (e.g., having home tests or access to testing) – Talk to your healthcare provider about whether you are a candidate for treatments like oral antivirals, PrEP, and monoclonal antibodies 	<ul style="list-style-type: none"> • Distribute and administer vaccines to achieve high community vaccination coverage and ensure health equity • Maintain improved ventilation in public indoor spaces • Ensure access to testing, including through point-of-care and at-home tests for all people <ul style="list-style-type: none"> – Communicate with organizations and places that serve people who are immunocompromised or at high risk for severe disease to ensure they know how to get rapid testing • Ensure access and equity in vaccination, testing, treatment, community outreach, support services for disproportionately affected populations

Medium

- If you are immunocompromised or [high risk](#) for severe disease
 - Talk to your healthcare provider about whether you need to wear a mask and take other precautions (e.g., testing)
 - Have a plan for rapid testing if needed (e.g., having home tests or access to testing)
 - Talk to your healthcare provider about whether you are a candidate for treatments like oral antivirals, PrEP, and monoclonal antibodies
 - If you have household or social contact with someone at [high risk](#) for severe disease
 - consider self-testing to detect infection before contact
 - consider wearing a mask when indoors with them
 - Stay up to date with COVID-19 vaccines and boosters
 - Maintain improved ventilation throughout indoor spaces when possible
 - Follow CDC recommendations for isolation and quarantine, including getting tested if you are exposed to COVID-19 or have symptoms of COVID-19
- Protect people at [high risk](#) for severe illness or death by ensuring equitable access to vaccination, testing, treatment, support services, and information
 - Consider implementing screening testing or other testing strategies for people who are exposed to COVID-19 in workplaces, schools, or other community settings as appropriate
 - Implement enhanced prevention measures in high-risk congregate settings (see guidance for [correctional facilities](#) and [homeless shelters](#))
 - Distribute and administer vaccines to achieve high community vaccination coverage and ensure health equity
 - Maintain improved ventilation in public indoor spaces
 - Ensure access to testing, including through point-of-care and at-home tests for all people
 - Communicate with organizations and places that serve people who are immunocompromised or at [high risk](#) for severe disease to ensure they know how to get rapid testing
 - Ensure access and equity in vaccination, testing, treatment, community outreach, support services for disproportionately affected populations

High

- Wear a well-fitting mask¹ indoors in public, regardless of vaccination status (including in K-12 schools and other indoor community settings)
- If you are immunocompromised or [high risk](#) for severe disease
 - Wear a [mask or respirator](#) that provides you with greater protection
 - Consider avoiding non-essential indoor activities in public where you could be exposed
 - Talk to your healthcare provider about whether you need to wear a mask and take other precautions (e.g., testing)
 - Have a plan for rapid testing if needed (e.g., having home tests or access to testing)
 - Talk to your healthcare provider about whether you are a candidate for treatments like oral antivirals, PrEP, and monoclonal antibodies
- If you have household or social contact with someone at [high risk](#) for severe disease
 - consider self-testing to detect infection before contact
 - consider wearing a mask when indoors with them
- Stay up to date with COVID-19 vaccines and boosters
- Maintain improved ventilation throughout indoor spaces when possible
- Follow CDC recommendations for isolation and quarantine, including getting tested if you are exposed to COVID-19 or have symptoms of COVID-19
- Consider setting-specific recommendations for prevention strategies based on local factors
- Implement healthcare surge support as needed
- Protect people at [high risk](#) for severe illness or death by ensuring equitable access to vaccination, testing, treatment, support services, and information
- Consider implementing screening testing or other testing strategies for people who are exposed to COVID-19 in workplaces, schools, or other community settings as appropriate
- Implement enhanced prevention measures in high-risk congregate settings (see guidance for [correctional facilities](#) and [homeless shelters](#))
- Distribute and administer vaccines to achieve high community vaccination coverage and ensure health equity
- Maintain improved ventilation in public indoor spaces
- Ensure access to testing, including through point-of-care and at-home tests for all people
 - Communicate with organizations and places that serve people who are immunocompromised or at [high risk](#) for severe disease to ensure they know how to get rapid testing
- Ensure access and equity in vaccination, testing, treatment, community outreach, support services for disproportionately affected populations

MASK GUIDANCE



CITY OF MILWAUKEE
HEALTH DEPARTMENT

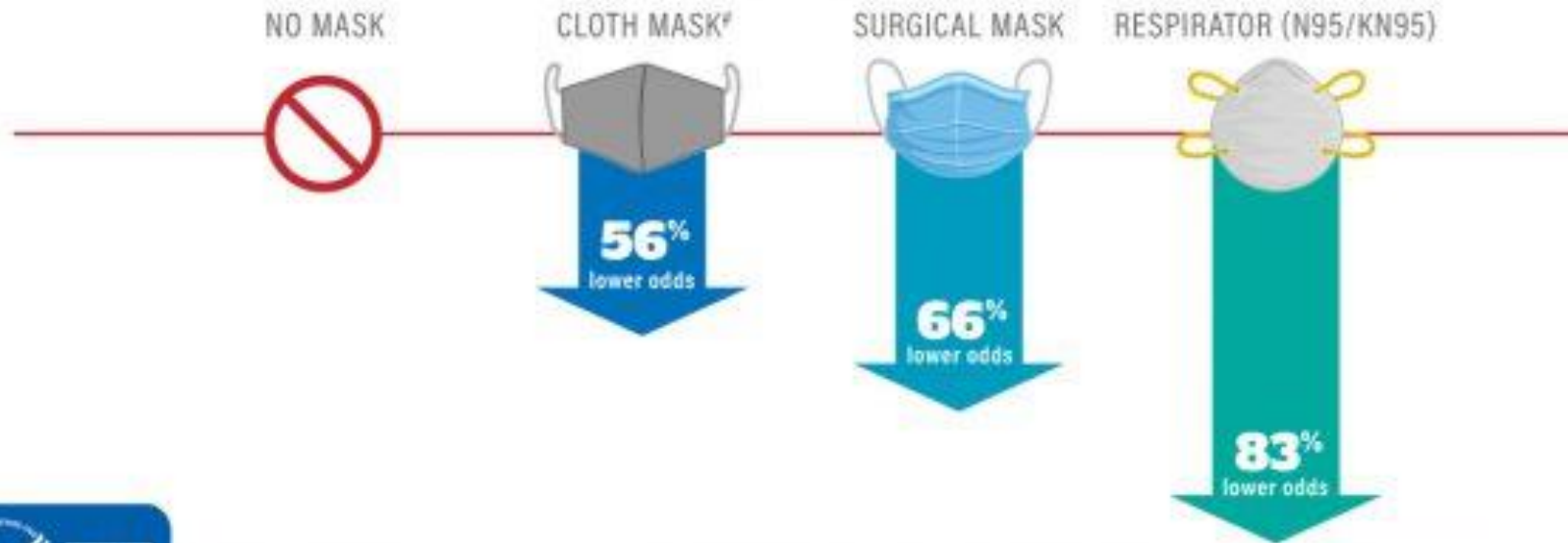
CURRENT CDC GUIDANCE

- If you are 2 years or older and are not [up to date](#) with your COVID-19 vaccines, [wear a mask](#) indoors in public.
- In general, people do not need to wear masks when outdoors. In areas of [substantial or high transmission](#), people might choose to wear a mask outdoors when in sustained [close contact](#) with other people, particularly if
 - They or someone they live with has a [weakened immune system](#) or is at [increased risk for severe disease](#).
 - They are not [up to date](#) on COVID-19 vaccines or live with someone who is not up to date on COVID-19 vaccines.

People who reported always wearing a mask in indoor public settings were less likely to test positive for COVID-19 than people who didn't*

WEARING A MASK LOWERED THE ODDS OF TESTING POSITIVE

Among 534 participants reporting mask type†



bit.ly/MMWR7106

* Matched case-control study, 1,828 people, Feb 10–Dec 1, 2021

† Compared people with similar characteristics (e.g., vaccination)

‡ Not statistically significant

MMWR

[Effectiveness of Face Mask or Respirator Use in Indoor Public Settings for Prevention of SARS-CoV-2 Infection — California, February–December 2021 | MMWR \(cdc.gov\)](#)

OTHER UPDATES



CITY OF MILWAUKEE
HEALTH DEPARTMENT

COMMUNITY EVENTS

- Juneteenth
- Pride Fest
- Heal the Hood
- Mexican Fiesta
- Various events for health insurance enrollment
- Planning Back-to-School Health Fair

OPERATIONS

VACANCIES/OPERATIONAL ASSESSMENTS

- HR Officer
 - Clinical Operations Director
 - Vital Records Manager
 - FIMR/MCH Strategist
-
- Clinical Operations Assessment
 - Lab Assessment

QUESTIONS?



CITY OF MILWAUKEE
HEALTH DEPARTMENT