

MHD UPDATE

Kirsten Johnson
Commissioner of Health

BOARD OF HEALTH

MARCH 3, 2022



LIVING YOUR BEST LIFE.





Citywide Mask Ordinance Expires

Is it safe to unmask?



CITY OF MILWAUKEE
HEALTH DEPARTMENT

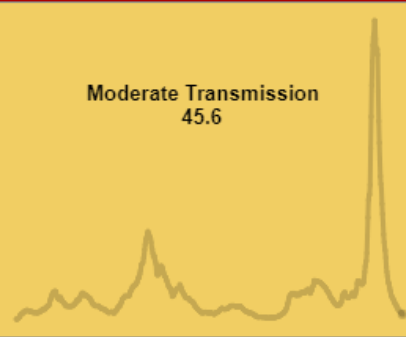

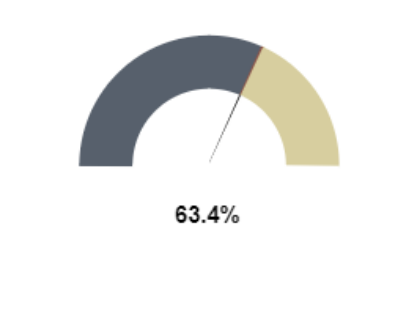
COVID METRICS

CDC UPDATES



CITY OF MILWAUKEE
HEALTH DEPARTMENT

KEY METRICS

Key Indicator Statuses Updated on Tuesdays & Thursdays Last Updated: March 1, 2022		Return to Overview
Rate of COVID-19 cases per 100,000 over 7 days <i>Total number of new cases in the City of Milwaukee in the last 7 days divided by the City of Milwaukee population and multiplying by 100,000. Population data is based on US Census, 2019.</i> Blue (Low Transmission): 0-9 Yellow (Moderate Transmission): 10-49 Orange (Substantial Transmission): 50-99 Red (High Transmission): 100-149 Purple (Extreme Transmission): ≥ 150	 <p>Moderate Transmission 45.6</p>	
Percentage test positivity over previous 7 days <i>Total number of positive PCR tests divided by the total number of positive and negative PCR tests for City of Milwaukee residents during the last 7 days.</i> Blue (Low Transmission): <5% Yellow (Moderate Transmission): 5.0% - 7.9% Orange (Substantial Transmission): 8.0% - 9.9% Red (High Transmission): 10.0% - 11.9% Purple (Extreme Transmission): ≥ 12%	 <p>Low Transmission 3.0%</p>	
City of Milwaukee Adult Vaccination Rate <i>Total number of adult City of Milwaukee residents who have completed their COVID-19 vaccination series divided by the adult population of the City of Milwaukee. Adult is defined as an individual who is 16 years of age or older. Population data is based on U.S. Census, 2019.</i>	 <p>63.4%</p>	

*Note that these metrics are preliminary and may be improved based on best practices for the City of Milwaukee

*Metrics exclude last 4 days of data due to delays in reporting.


COVID-19 Wastewater Surveillance in Wisconsin

Date Updated: 3/1/2022

Click on the list or map to select a sewershed. Click again to deselect.

- Appleton WWTF
- Ashland Sewage Util..
- Baraboo WWTF
- Black River Falls W..
- Clintonville Waste..
- Columbus WWTF
- De Pere WWTF
- Eau Claire WWTF
- Fox River WPC
- Green Bay MSD
- Hartford WPCF
- Hayward WPCF
- Hudson WWTF
- Janesville WW Utility
- Kenosha WWTF
- La Crosse WWTP
- Lodi WWTF
- Madison MSD WWTF
- Manitowoc WWTF
- Marinette Wastewa..
- Marshfield WWTF
- Mauston WWTF
- Menomonie WWTF
- Merrill WWTP
- Milwaukee MSD Jon..
- Milwaukee MSD Sou..
- Monroe WWTF

**Milwaukee MSD
Jones Island**

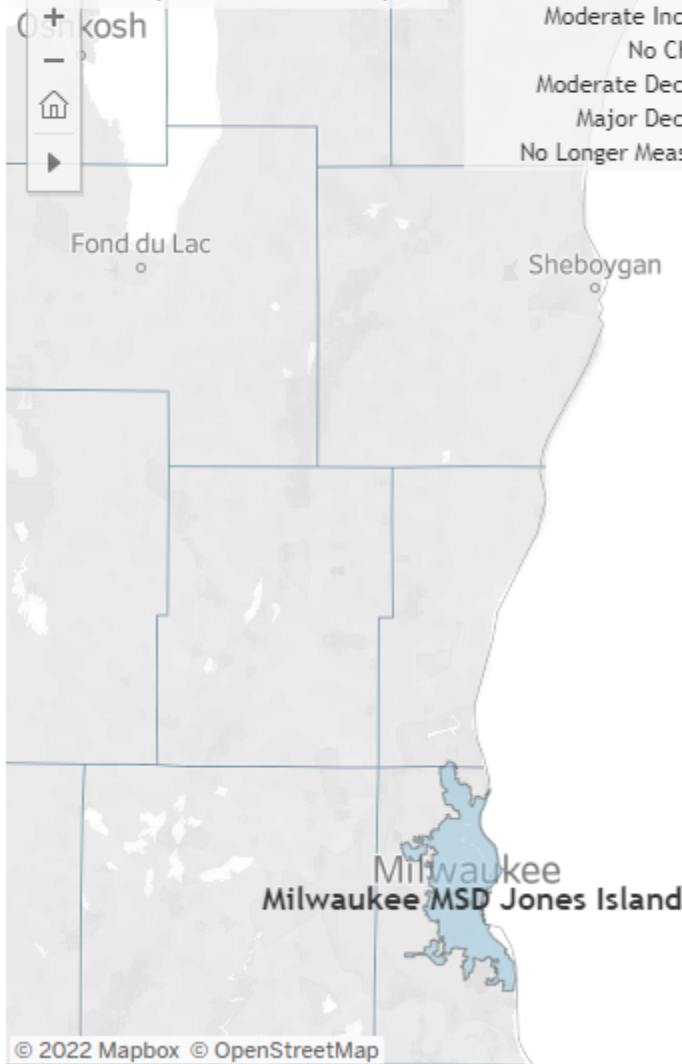


SARS-CoV-2 Concentration:
Moderate Decrease
from 2/9/22 to 2/23/22



COVID-19 Case Trajectory:
No Significant Change
from 2/14/22 to 3/1/22

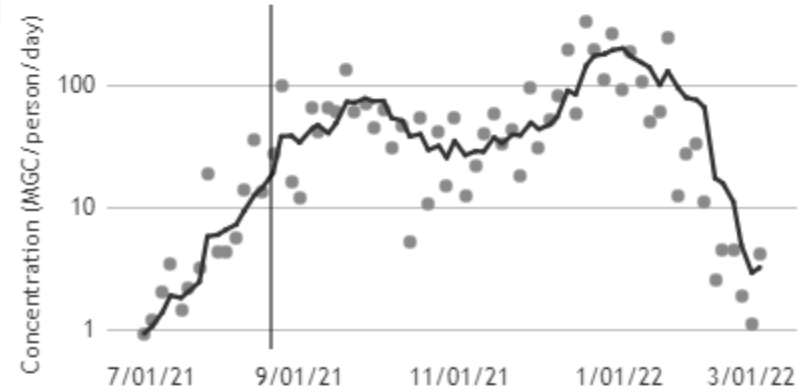
Estimated Population Served: 470,007



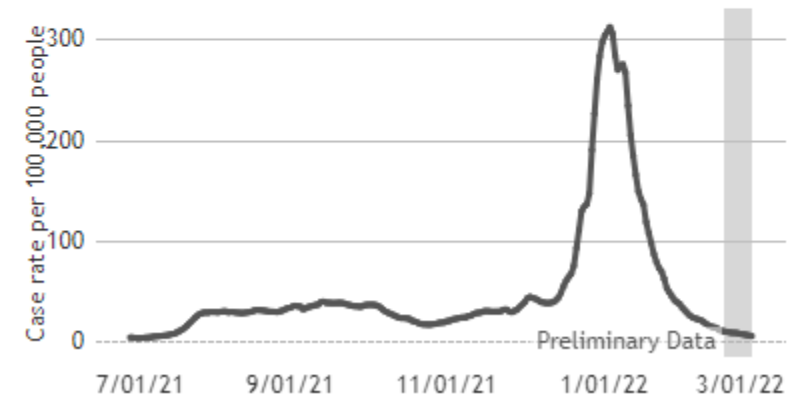
Wastewater Concentration of SARS-CoV-2 in
Milwaukee MSD Jones Island

Log scale

7/1/2021 Slide to pick dates 2/27/2022



7-day Average Case Rate of COVID-19 within
Milwaukee MSD Jones Island Sewershed



CDC TRANSITION TO NEW METRICS

Why refocus efforts for monitoring COVID-19 in communities?

- **Shift from eliminating SARS-CoV-2 transmission towards more relevant metrics given current levels of population immunity and tools available**
 - **Current high levels of population immunity reduce risk of severe outcomes**
 - High rates of vaccination in population as a whole
 - Availability of boosters, and booster coverage among populations at high risk
 - In unvaccinated, high rates of infection-induced protection
 - **Breadth of tools available for public health and clinical care**
 - Broad access to vaccines, therapeutics, testing
- **Community measures should focus on minimizing the impact of severe COVID-19 illness on health and society**
 - Preventing medically significant illness
 - Minimizing burden on the healthcare system
 - Protecting the most vulnerable through vaccines, therapeutics, and COVID-19 prevention

COVID-19 community levels are better predictors of deaths and ICU utilization in communities

The proposed COVID-19 community levels provide a **sizeable improvement** over the community transmission levels in identifying regions that will experience severe outcomes 3 weeks later

- To prevent deaths and ICU bed use, COVID-19 community levels using new indicator metrics provide more robust measures
- COVID-19 community levels result in more meaningful differences between categories

CDC COVID-19 COMMUNITY LEVEL

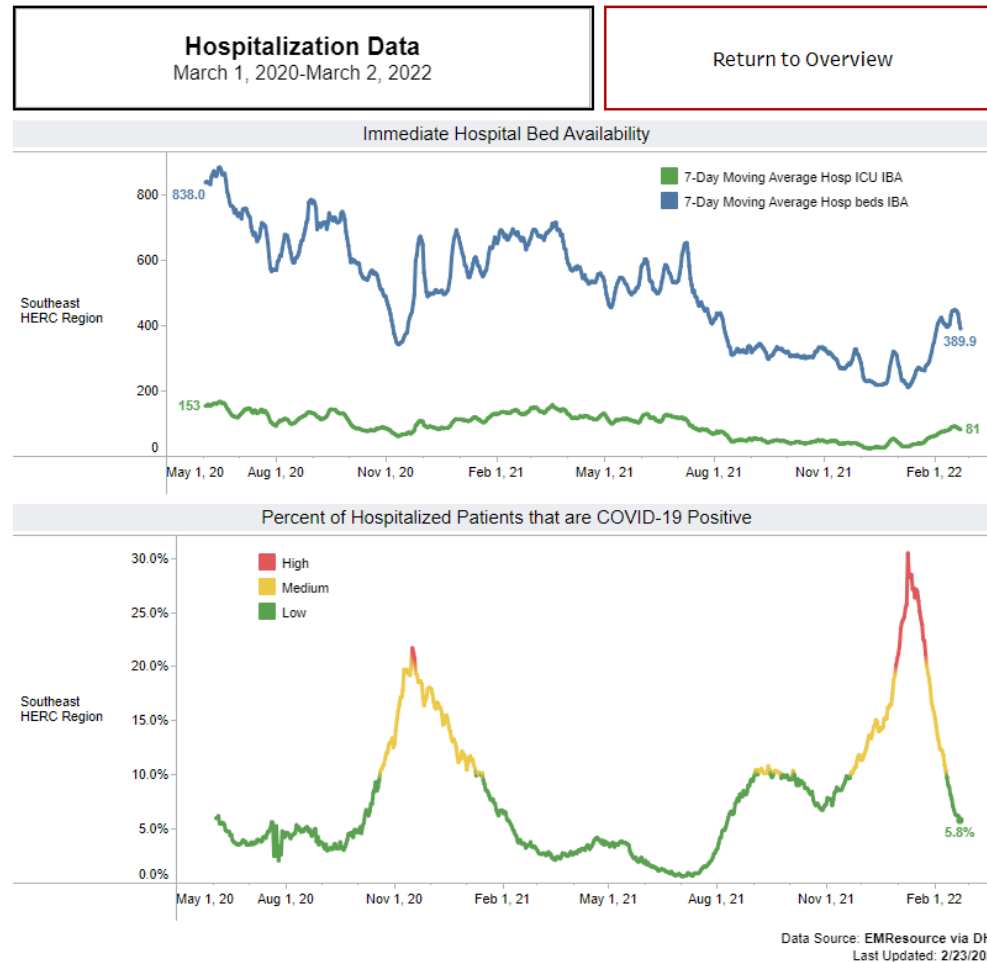
COVID-19 Community Levels | Use the Highest Level that Applies to Your Community

New COVID-19 Cases per 100,000 people in the last 7 days	Indicators	Level		
		LOW	MEDIUM	HIGH
FEWER THAN 200	New COVID-19 admissions per 100,000 population (7-day total)	<10.0	10.0-19.9	≥20.0
	Percent of staffed inpatient beds occupied by COVID-19 patients (7-day average)	<10.0%	10.0-14.9%	≥15.0%
200 OR MORE	New COVID-19 admissions per 100,000 population (7-day total)	NA	<10.0	≥10.0
	Percent of staffed inpatient beds occupied by COVID-19 patients (7-day average)	NA	<10.0%	≥10.0%

The COVID-19 Community Level is determined by the higher of the new admissions and inpatient beds metrics, based on the current level of new cases.

HOSPITALIZATION DATA


LOCAL LIMITATIONS – REGIONAL DATA



VARIANTS IN WI

- Omicron is 100% of cases

Wisconsin SARS-CoV-2 (hCoV-19) Genomic Dashboard

enabled by data from 

Sequencing Report

Variant Report

Geographical Report

About the Data

Delta

Last 30 Days: 5

Total: **27378**

B.1.617.2, All AY

Omicron

Last 30 Days: **1571**

Total: **9198**

B.1.1.529, BA.1, BA.2, BA.3

Data Updated:

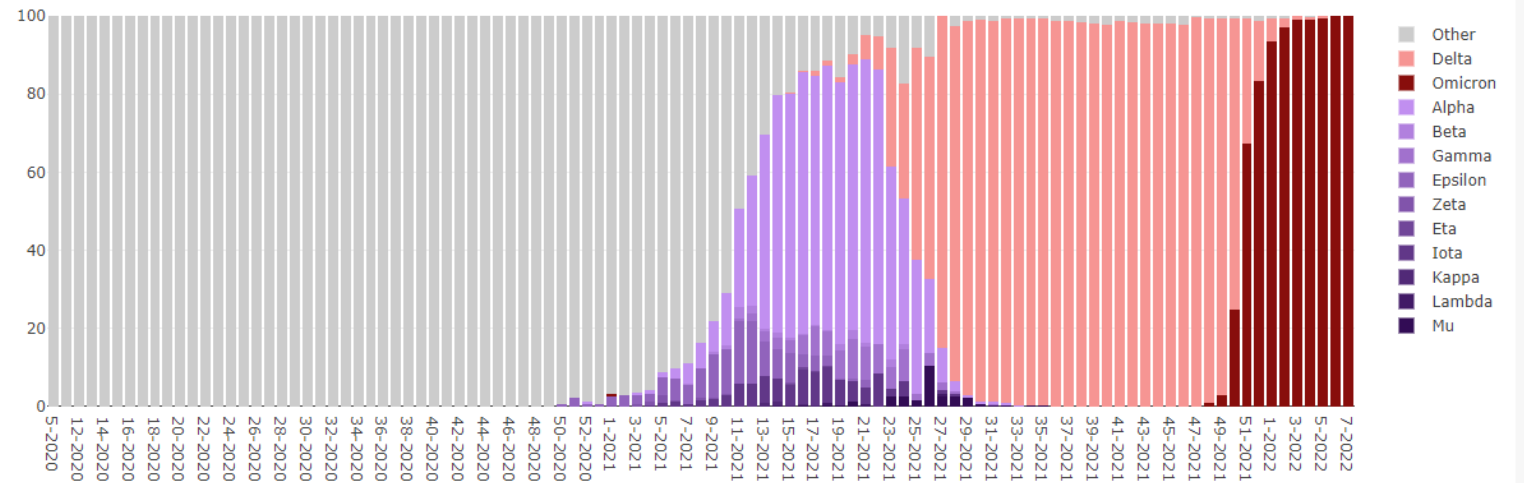
2022-03-02

Proportion of Variants

Variants of Concern

Variants Being Monitored

Search Variants



Proportion of sequenced strains that are variants of concern (red) and variants being monitored (purple), over time by sample collection date.

Time Period

Weekly

Variant Label

WHO

VACCINATIONS



CITY OF MILWAUKEE
HEALTH DEPARTMENT

VACCINE UPDATE

- 63.3% Fully Vaccinated (53.2%)
- 68.8% Single Dose
- 50.8% 12-15 Year Olds with at least one dose



DEMOGRAPHIC TABLE

Vaccinated City of Milwaukee Residents By Race/Ethnicity							
Race/Ethnicity	2019 ACS Population Estimate	At Least 1 Dose	Percent Population	Fully Vaccinated	Race/Ethnicity Percent Population Fully Vaxxed	Boosted Individuals	Percent of Fully Vaxxed w Booster
Black or African-American	227,829	101,680	44.6%	90,513	39.7%	35,201	38.9%
Hispanic or Latino	112,817	67,063	59.4%	60,341	53.5%	20,487	34.0%
Other Race	17,258	15,743	91.2%	14,251	82.6%	5,731	40.2%
American Indian or Alaska ..	2,763	2,115	76.5%	1,928	69.8%	833	43.2%
White	208,521	124,560	59.7%	118,090	56.6%	70,180	59.4%
Asian or Pacific Islander	25,360	19,909	78.5%	18,089	71.3%	6,530	36.1%
Unknown		12,924		10,795		3,472	32.2%
Grand Total	594,548	343,994		314,007		142,434	45.4%

Vaccinated City of Milwaukee Residents By Age Group							
	2019 ACS Population Estimate	At Least 1 Dose	Age Percent of Population with 1 or more doses	Fully Vaccinated	Age Percent of Population fully vaxxed	Boosted Individuals	Percent of Fully Vaxxed w Booster
5 to 11 years	61,519	13,436	21.8%	10,289	16.7%	4	0.0%
12 to 15 years	32,878	16,704	50.8%	14,795	45.0%	2,614	17.7%
16 to 19 years	36,222	17,862	49.3%	15,781	43.6%	4,016	25.4%
20 to 24 years	50,576	28,764	56.9%	25,370	50.2%	7,731	30.5%
25 to 34 years	101,565	62,258	61.3%	55,825	55.0%	21,075	37.8%
35 to 44 years	74,841	52,302	69.9%	47,895	64.0%	20,253	42.3%
45 to 54 years	66,835	47,994	71.8%	44,605	66.7%	21,331	47.8%
55 to 59 years	34,030	24,865	73.1%	23,432	68.9%	12,889	55.0%
60 to 64 years	29,689	24,565	82.7%	23,295	78.5%	14,542	62.4%
65 to 74 years	37,530	35,705	95.1%	34,170	91.0%	24,697	72.3%
75 to 84 years	16,494	13,834	83.9%	13,178	79.9%	9,689	73.5%
85 years and over	8,304	5,686	68.5%	5,356	64.5%	3,590	67.0%
Grand Total	594,548	343,994		314,007		142,434	45.4%

Last updated: 2/28/2022

ANTIGEN TESTS



CITY OF MILWAUKEE
HEALTH DEPARTMENT

ADVOCACY OPPORTUNITIES

LEGISLATIVE BILLS – WALHDAB MEMBERSHIP (?)

- Senate Bill 1000
 - Prohibits a local health officer from taking action to exceed 60 days
- LRB Draft/1478
 - Prohibits a local health officer from taking actions to enforce health orders against any person, establishment or business to control the spread of COVID-19
 - Cannot share information with TSA



QUESTIONS?



CITY OF MILWAUKEE
HEALTH DEPARTMENT