

PORT MILWAUKEE UPDATE

MILWAUKEE COMMON COUNCIL
SISTER CITIES COMMITTEE

Wednesday, February 9, 2022

PRESENTED BY: ADAM TINDALL-SCHLICHT, PORT DIRECTOR



OVERVIEW

Sister Cities Presentation

PORT
Milwaukee
CONNECTING TO THE WORLD

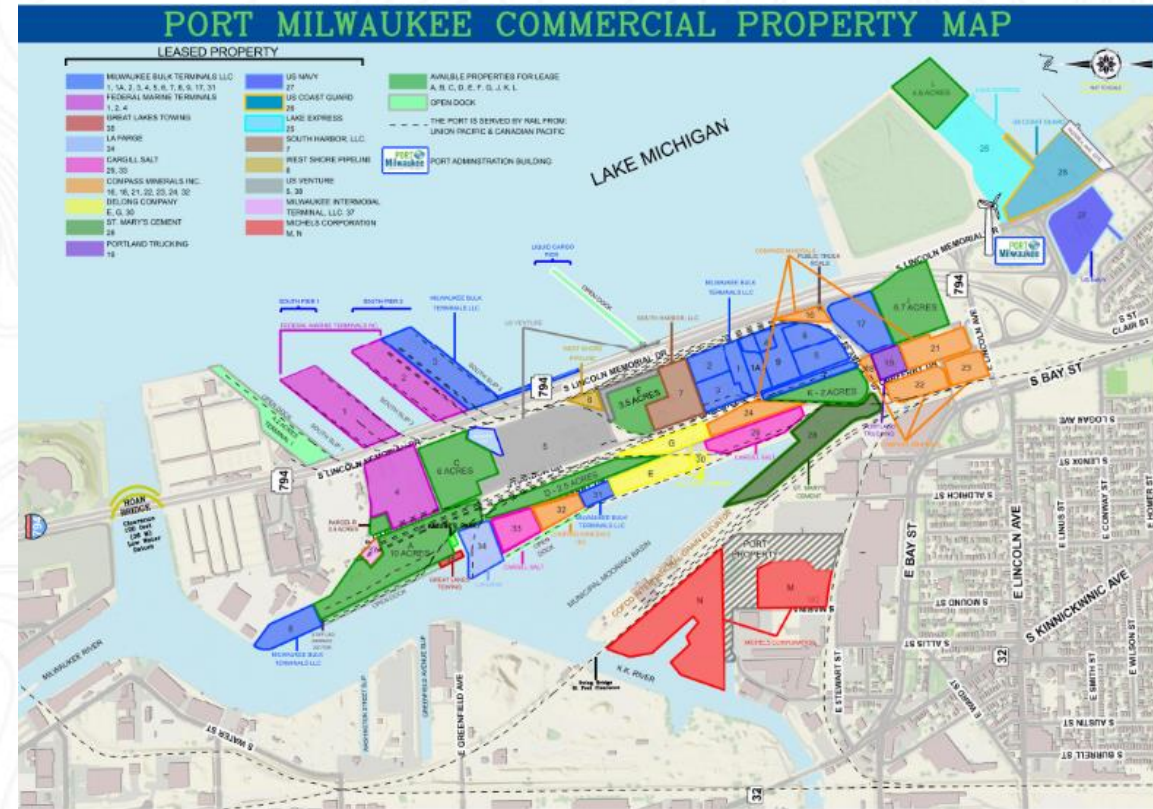
Port Milwaukee Today

- 2.5M metric tons cargo handled annually (*average*).
- 2nd largest port in the state of Wisconsin.
- Continued investment in port infrastructure to support future growth with the aid of federal and state grants.
- Major port of call on Great Lakes cruise itineraries with international cruise lines, including Pearl Seas and Viking Cruises.



An Economic Engine for the Region

- 20+ tenants (private and public)
 - Stevedores
 - Transportation/logistics
 - Packaging
 - Warehousing
 - Commodities
 - Government agencies
- 1309 jobs supported by cargo moving through the Port
 - 630 direct jobs
 - 460 induced jobs
 - 219 indirect jobs including truck drivers, tug boat operators, railroad workers, etc.



The DeLong Co., Inc.

MICHEL'S®



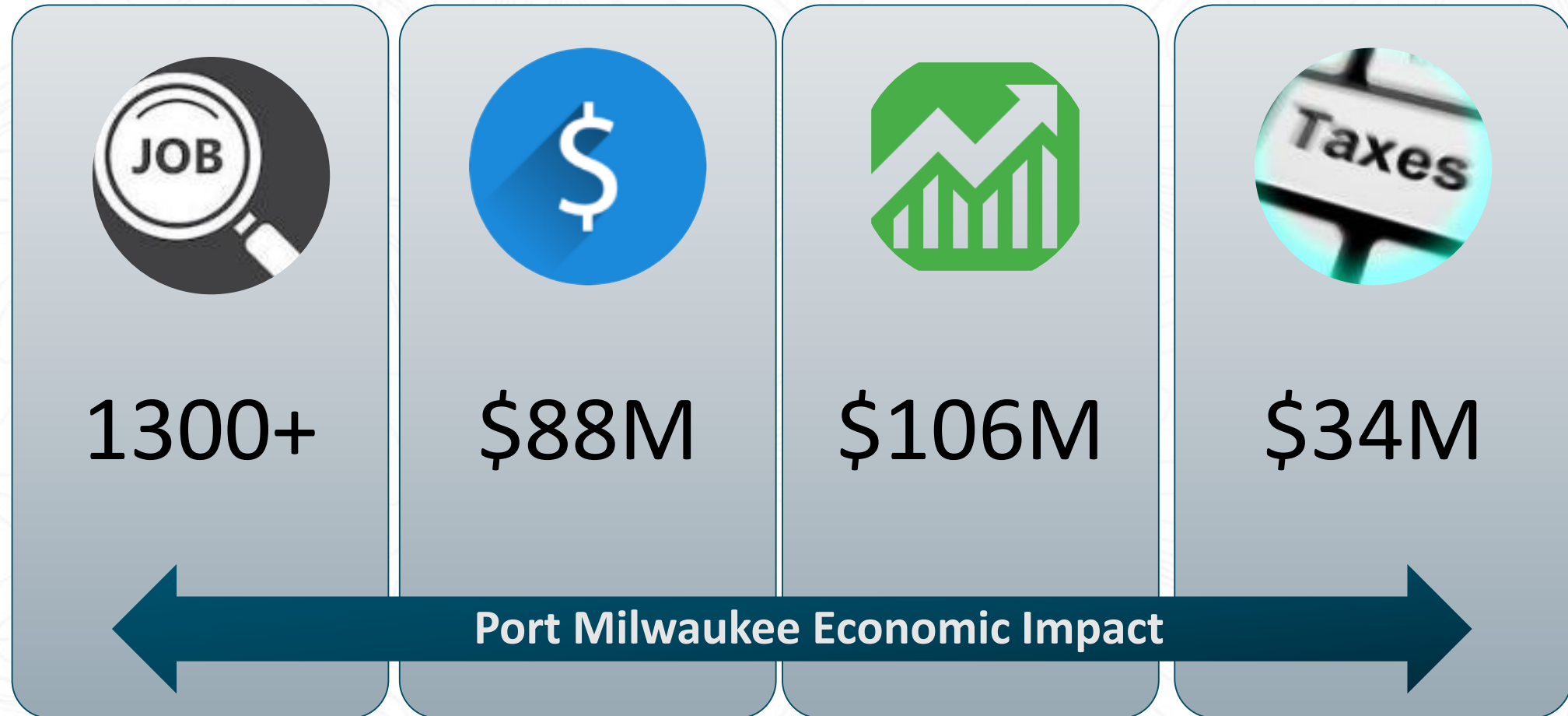
LafargeHolcim



SISTER CITIES PRESENTATION



Port Milwaukee Economic Impact



SISTER CITIES PRESENTATION

Commodities Handled at the Port

- European Steel
- Agriculture
- Cement
- Limestone
- Lumber
- Mining equipment
- Construction equipment
- Brewery Tanks
- Ethanol
- Butane
- Salt



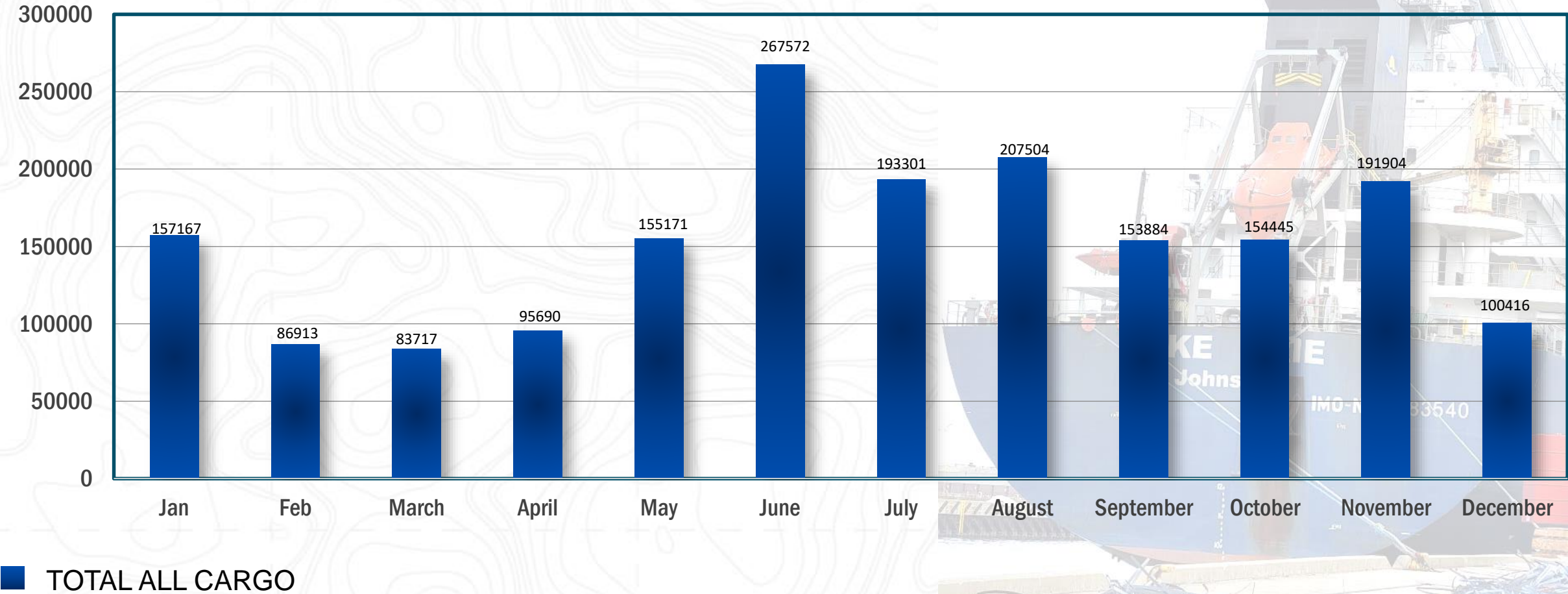
International Connectivity

Port international trade:

- Canada.....**70%**
- Europe**20%**
- Latin America.....**6%**
- Middle East/Africa.....**4%**



Tonnage Report



2021 TOTAL CARGO:
2,348,418 metric tons

MAJOR INITIATIVES

Sister Cities Presentation



Agricultural Maritime Export Facility

Partnership with The DeLong Company

- \$35M investment
 - Largest investment in Port's history since Seaway opening
- Public-private partnership supported with federal, state and local grants, including USDOT Port Infrastructure Development Program (PIDP)
 - PIDP support of \$15.9M
 - DeLong HAP support of \$6.2M (3rd HAP announcement pending)
 - DeLong private capital \$7.2M
 - Port/City capital \$5.7M
- Export of Wisconsin agricultural commodities via Great Lakes/St. Lawrence Seaway
 - Examples: DDGs, Soy, Grain, Corn
- Brought to Port via truck and rail (Canadian Pacific, Union Pacific)
- Increase in outbound Port tonnage of 200-300K per year
- ~\$40M worth of products exported annually to markets in Europe, Africa and The Middle East
- Estimated completion in Spring 2023

SISTER CITIES PRESENTATION



DeLong Terminal Preview



Site Preparation



Groundbreaking Ceremony

Dredged Material Management Facility (DMMF)

Key Area of Concern Project


- A near-shore engineered structure that provides for the long-term, safe containment of dredged material removed from Milwaukee's rivers
- Provides for storage of 1.9M cubic yards of removed contaminated sediment
- DMMF benefits
 - Economic
 - Environmental
 - Quality of life
 - Usable land
- ~\$100M cost with MMSD funding 90% via a WIFIA loan
 - Port Milwaukee needs to secure \$20M
- Project sponsors
 - Port Milwaukee
 - City of Milwaukee
 - Milwaukee Metropolitan Sewerage District
 - Wisconsin DNR
 - WE Energies
- Generates 42 acres of useable land in future decades for the Port



January 2020 Flood Remediation

90%+ Repairs Completed

- Port sustained \$2M+ in damages over 60% of the Port
- Damage to:
 - Port buildings and warehouses
 - Berthing facilities/docks
 - Fencing
 - Pavement
- Remaining dockside work in 2022
- Funding received to support remediation
 - HAP \$1.25M
 - FEMA assistance



Bradford Building



Lake Classification Yard

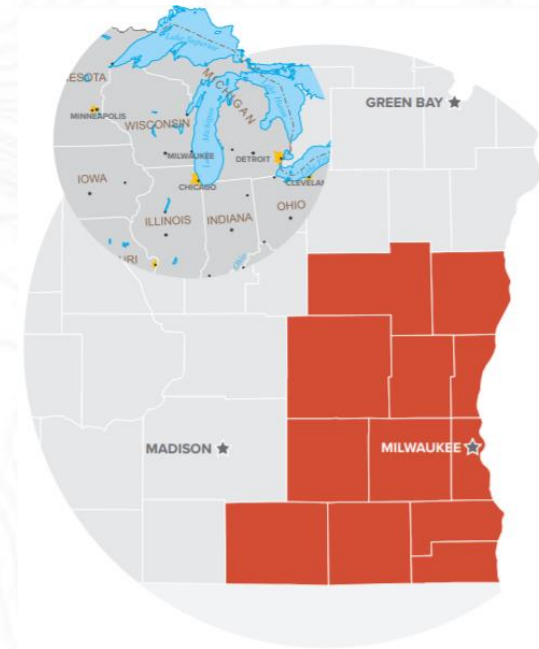


Fencing

Foreign Trade Zone # 41

Port Milwaukee Grantee

- Covers 12 counties in Southeastern Wisconsin
- 7 active operators
 - Supports 6,103 jobs
 - \$2B+ total merchandise throughput
- Regional manufacturers and businesses include:
 - Generac
 - Mercury Marine
 - Kohler Company
 - Hospira, a Pfizer Company
 - Broan Nu-Tone
 - CNH Industrial
 - Lindner Logistics
- Dedicated Port staff to promote program and aid in assessment and application process



International Cruises

Coordination via the Milwaukee Cruise Collaborative



SISTER CITIES PRESENTATION

POTENTIAL RELATIONSHIPS

Sister Cities Presentation



Port to Port Opportunities

Increasing international trade and exports

- Algeciras, Spain
- Amsterdam, Netherlands*
- Antwerp, Belgium*
- Bremen, Germany*
- Brussels, Belgium*
- Callao, Peru
- Duisburg, Germany*
- Gioia Tauro, Italy
- Hamburg, Germany
- Itaquí, Brazil
- Lazaro Cardenas, Mexico
- Mannheim, Germany*
- Montreal, Canada*
- Quebec City, Canada*
- Prince Rupert, Canada*
- Rotterdam, Netherlands*
- Saguenay, Canada*
- Santos, Brazil
- Sines, Portugal
- Trois Rivières, Canada*
- Toronto, Canada*
- Tunis, Tunisia*
- Vancouver, Canada*

* Strategic business target and/or existing trade relationship

Sister Cities: Next Steps

Connecting to Port Milwaukee

- Continued outreach every 6 to 12 months, expanding opportunities for foreign economic exchange
- Incorporate Sister Cities in industrial, commercial, residential and recreational development of Milwaukee Harbor
 - Facilitate connection between Sister Cities and non-profit organization, Harbor District
- Incorporate feedback from Sister Cities on sustainable infrastructure investment
 - Port Milwaukee's Capital Asset Renewal Plan (2021)
- Include Sister Cities' content and presentations in regular Port Milwaukee "All Staff" quarterly trainings
 - March 17, 2022: Kaszube History on Jones Island
 - June 16, 2022: Office of Violence Prevention
 - September 22, 2022: *Sister Cities* (???)
- Offer "Port 101" and "FTZ 101" Trainings upon request
- Incorporate Sister Cities into the international cruise economy via the Milwaukee Cruise Collaborative
- Involve Sister Cities in Milwaukee's freshwater industry, notably the Area of Concern (AOC) work
 - Facilitate connection between Sister Cities and the Waterway Restoration Partnership

THANK YOU FOR YOUR TIME

portmilwaukee.com

2323 S. Lincoln Memorial Dr. Milwaukee, WI 53207

port@milwaukee.gov

+1 414 286 3511

