



# Milwaukee County OD-PHAST Update

## City-County Heroin, Opioid and Cocaine Task Force



January 20, 2022

Constance Kostelac, Amy Parry & Nicole Fumo, Medical College  
of Wisconsin

Sara Schreiber, Milwaukee County Medical Examiner's Office



## Background

- 3-year, grant funded project through federal Bureau of Justice Assistance (BJA)
- Comprehensive Opioid, Stimulant, and Substance Abuse Program (COSSAP)
- County-level through Medical Examiner's Office
- Focus on preventing overdoses and fatal overdoses in particular
  - Critical with over 540 fatal overdoses in 2020 and anticipating more than 640 fatal overdoses in 2021
- Bringing multi-disciplinary partners together

# OD-PHAST Guiding Principles

North Star: Our shared goal is to reduce overdoses in Milwaukee County.

We recognize substance use disorder as a chronic, treatable disease.

We will use multi-sector data responsibly to inform response strategies.

We share accountability for reducing overdoses.

# OD-PHAST Composition



## **Overdose Fatality Review (OFR) Team**

Multi-disciplinary, in-depth review of individual fatalities to identify gaps in service or barriers to care

## **Data Strategy Team (DST)**

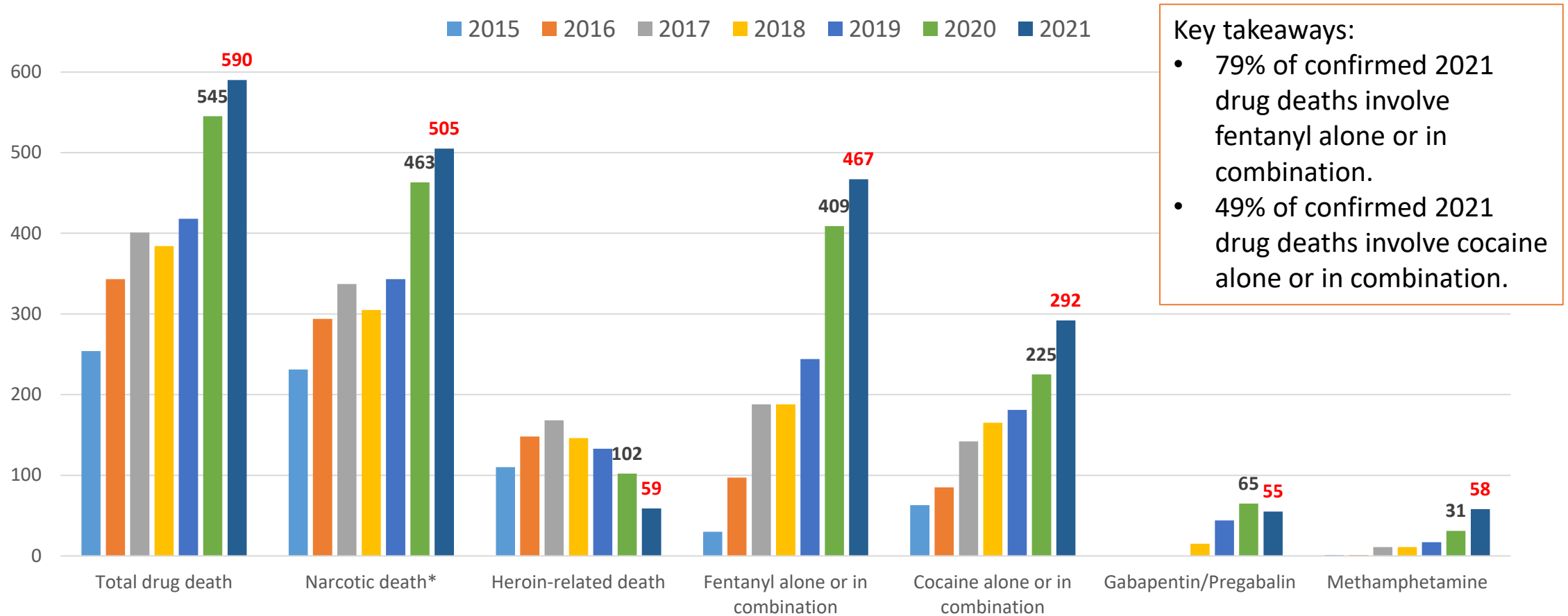
Multi-disciplinary, analysis of near real-time aggregate data to identify trends in overdose and substance use disorder care and treatment

**Shared Goal**  
Develop and implement recommendations to prevent future overdoses



# Drug Deaths, Milwaukee County, through December 2021

(sent by the ME office 1/20/2022)



## Key takeaways:

- 79% of confirmed 2021 drug deaths involve fentanyl alone or in combination.
- 49% of confirmed 2021 drug deaths involve cocaine alone or in combination.

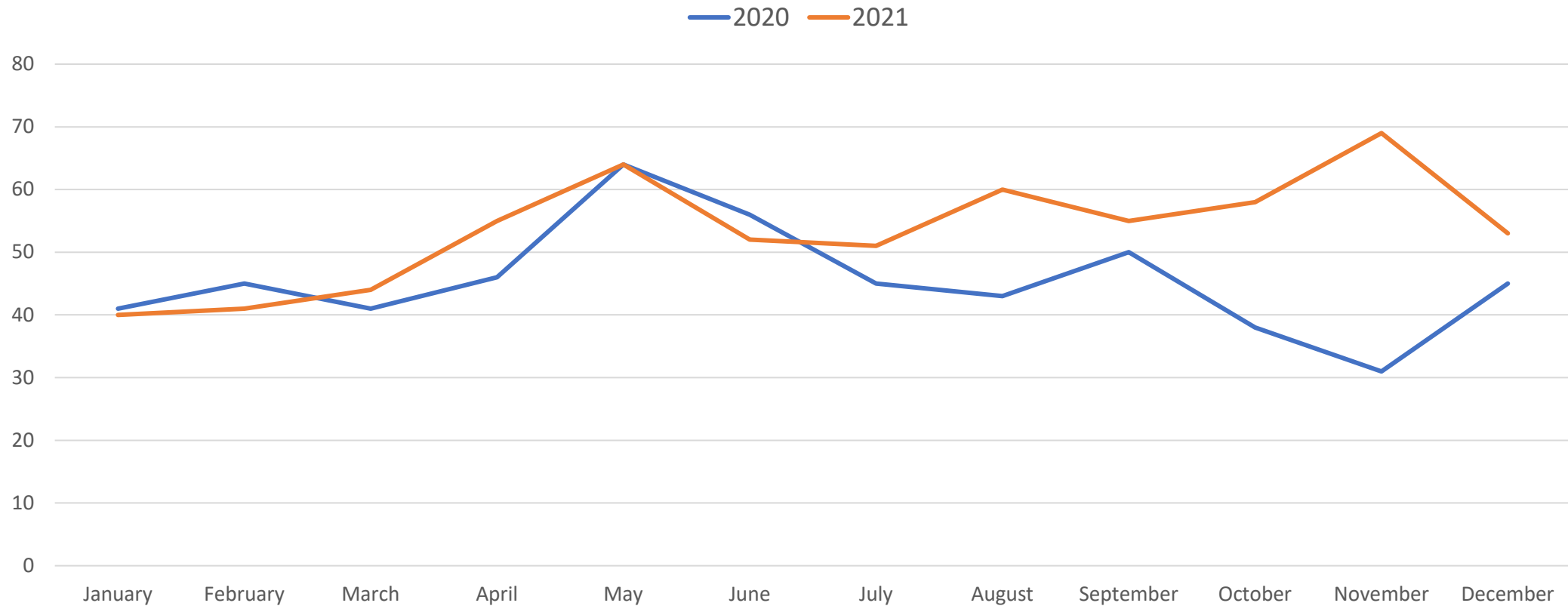
\*Narcotic drug deaths are any in which opioids (morphine, heroin, etc.) or synthetic opioids (oxycodone, fentanyl, etc.) are involved

# Comparison of Drug Deaths 2020 to 2021

(sent by the ME office on 1/6/22)

2020 (Jan. –Dec.) (confirmed fatal overdoses)	2021 (Jan. – Dec.) (confirmed + suspected fatal overdoses)	% change
545	(642: 563 confirmed + 79 pending toxicology)	18% increase

# Projected comparison of 2020 to 2021, confirmed plus suspected overdoses



Note: All deaths for 2020 and January – August 2021 are confirmed. September – December 2021 includes 79 suspected and 156 confirmed.

# Data considerations

---

Fatal overdose data comes from the Milwaukee County Medical Examiner's Office. The ME Office has jurisdiction over all drug deaths that occur in our county.

---

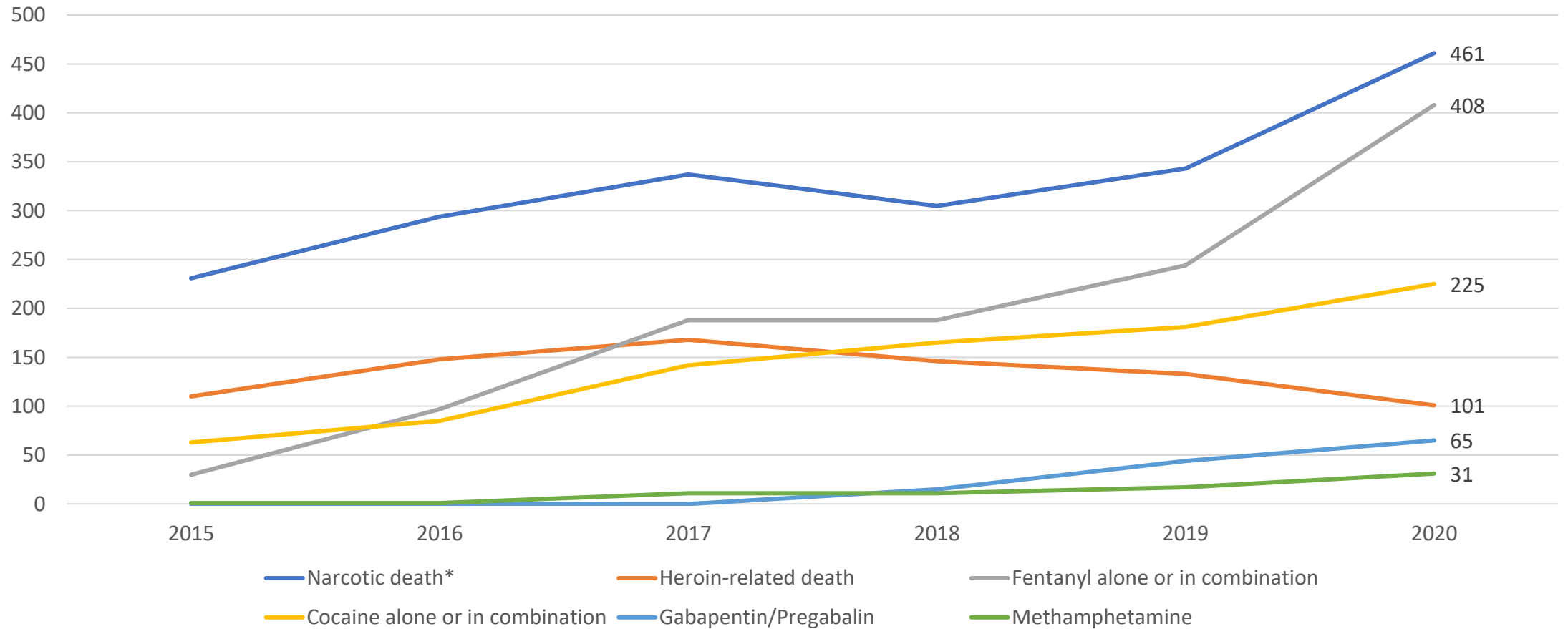
All deaths indicated as drug deaths by the forensic pathologists are included. This will include individuals who die in Milwaukee County but may reside outside of Milwaukee County and includes all manners of drug deaths (accident, suicide, homicide, and undetermined), which typically accounts for a small percent of the total drug deaths.

---

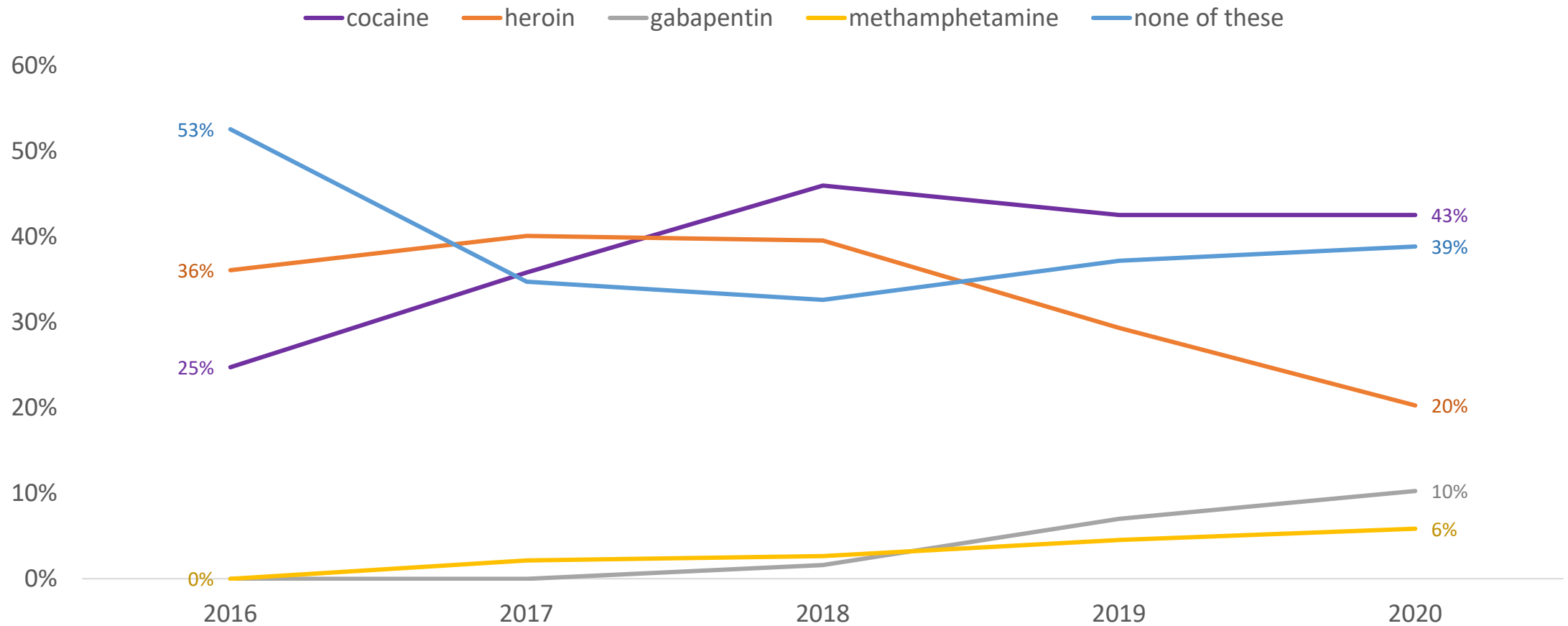
Data points include the age, race/Hispanic ethnicity (as one variable), incident address, residence address, immediate cause of death, manner of death. Only incidents that could be geocoded are included on the maps.



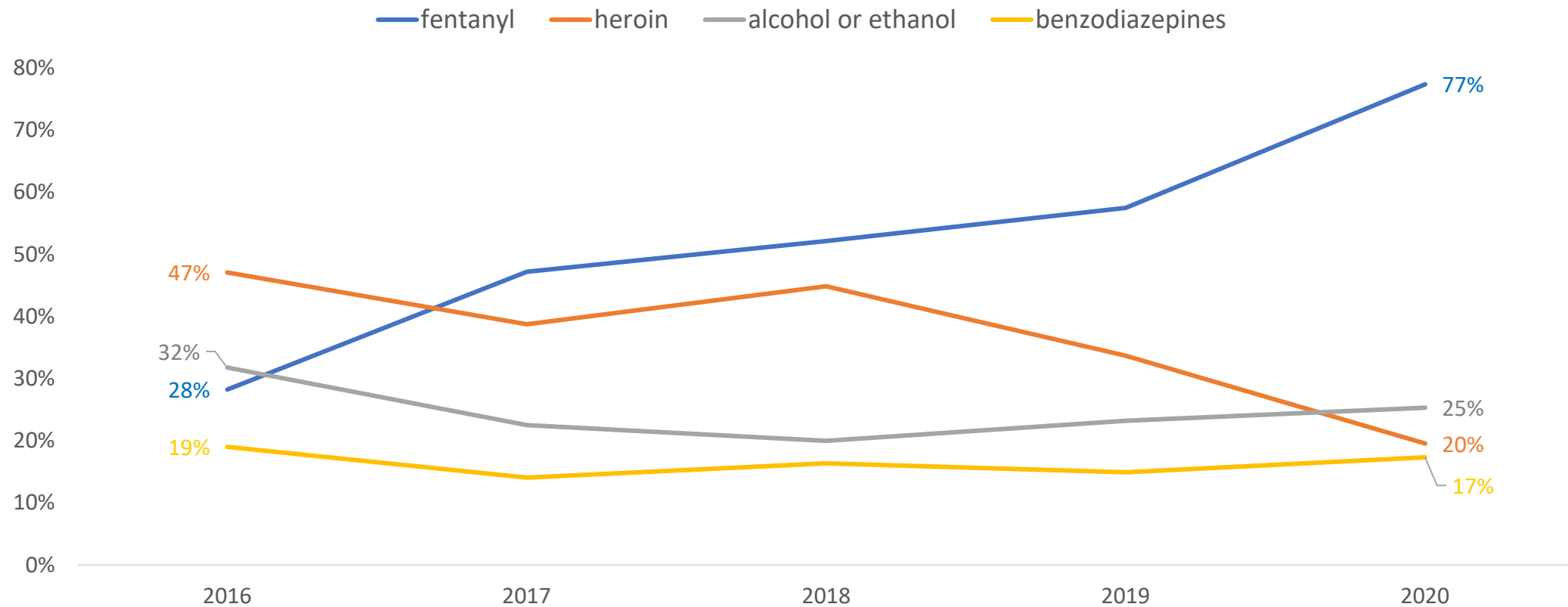
# Trends in drug deaths, Milwaukee County, 2015-2020



# Percent of deaths involving fentanyl which also included these specified substances

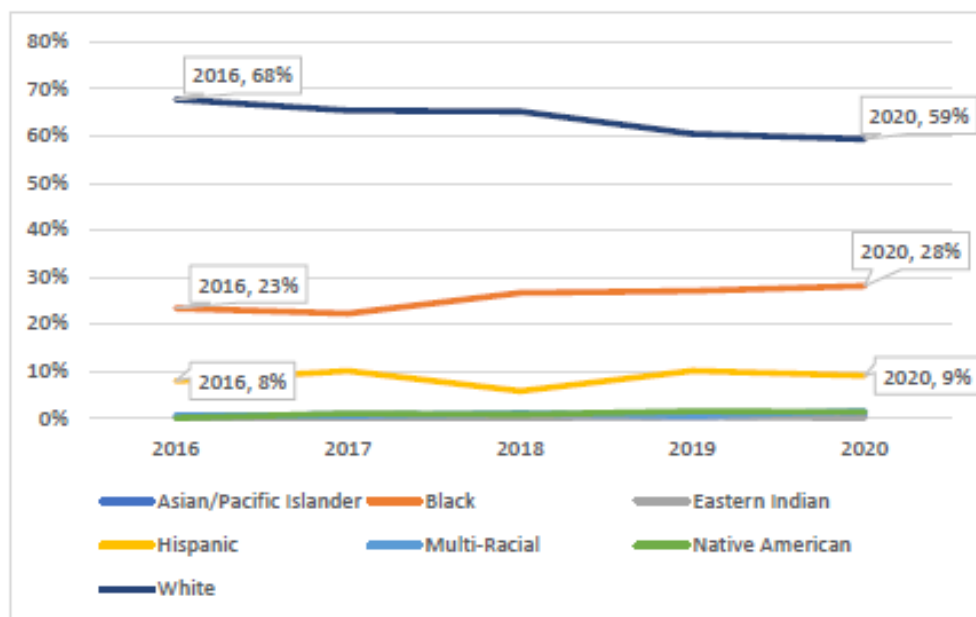


# Percentage of deaths involving cocaine that also include specified substance



# Fatal Overdose Trends, Milwaukee County, 2016 – 2020

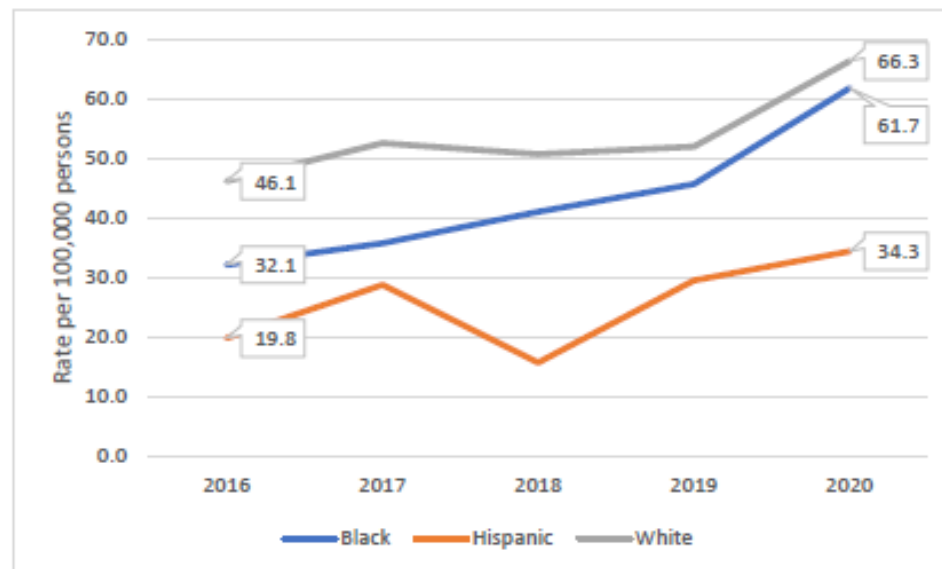
Milwaukee County Medical Examiner's Office Data - Deaths Across All Demographic Groups



From 2016-2020, the percentage of drug deaths that were among Black individuals has gradually increased from 23% to 28% and decreased among White individuals from 68% to 59%. The percentage of drug deaths among Hispanic individuals is similar from 2016 to 2020.

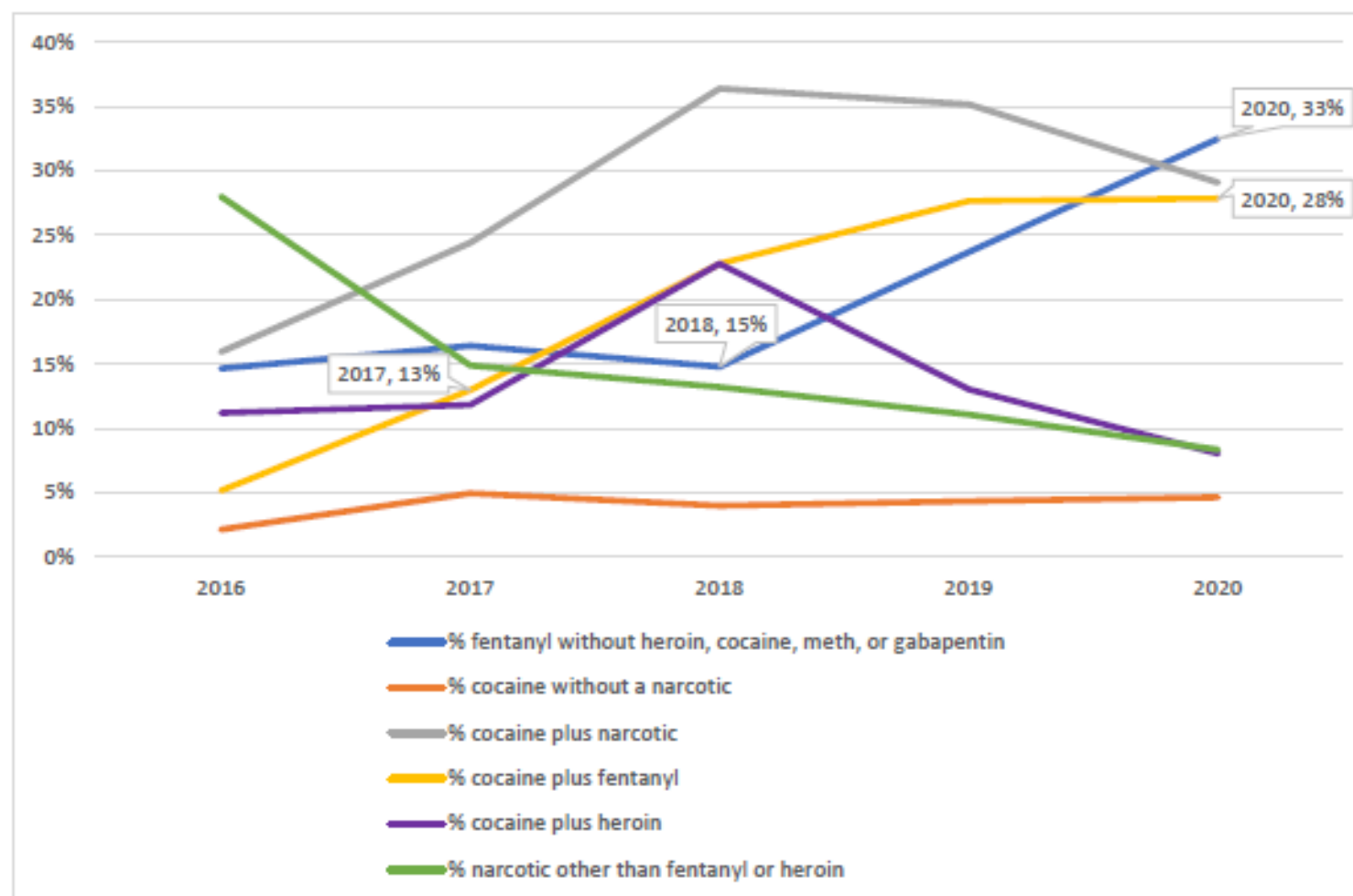
*Note: Rates calculated using ACS 5-year estimates.*

From 2016-2020, the rate of drug deaths rose 44% for White individuals, 92% for Black individuals, and 74% for Hispanic individuals.



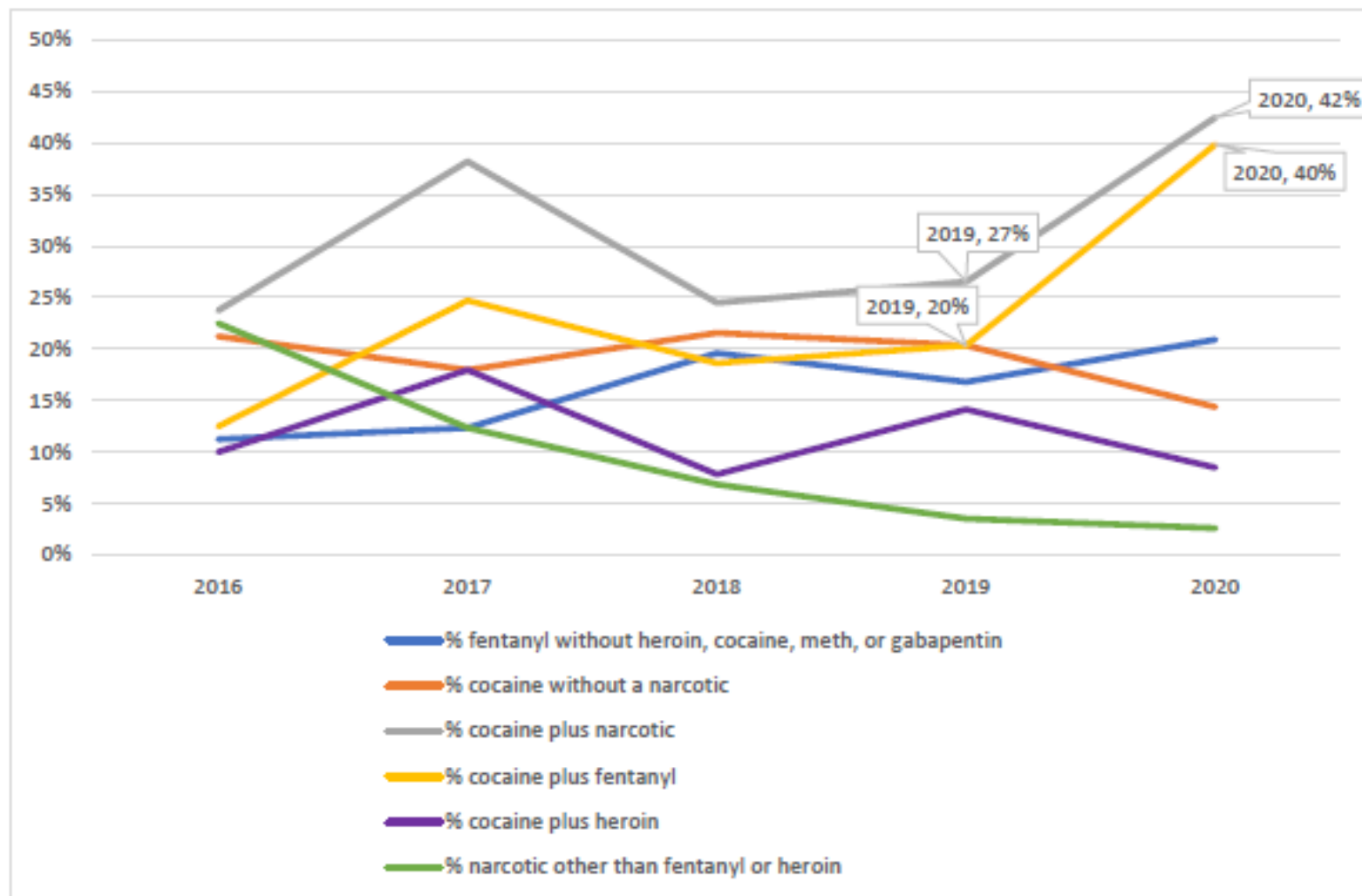
## Deaths among White Individuals

The percentage of drug deaths involving fentanyl without heroin, cocaine, meth, or gabapentin rose steeply from 2018 to 2020 among White individuals. The percentage of deaths involving fentanyl and cocaine rose more gradually from 2017 to 2020.



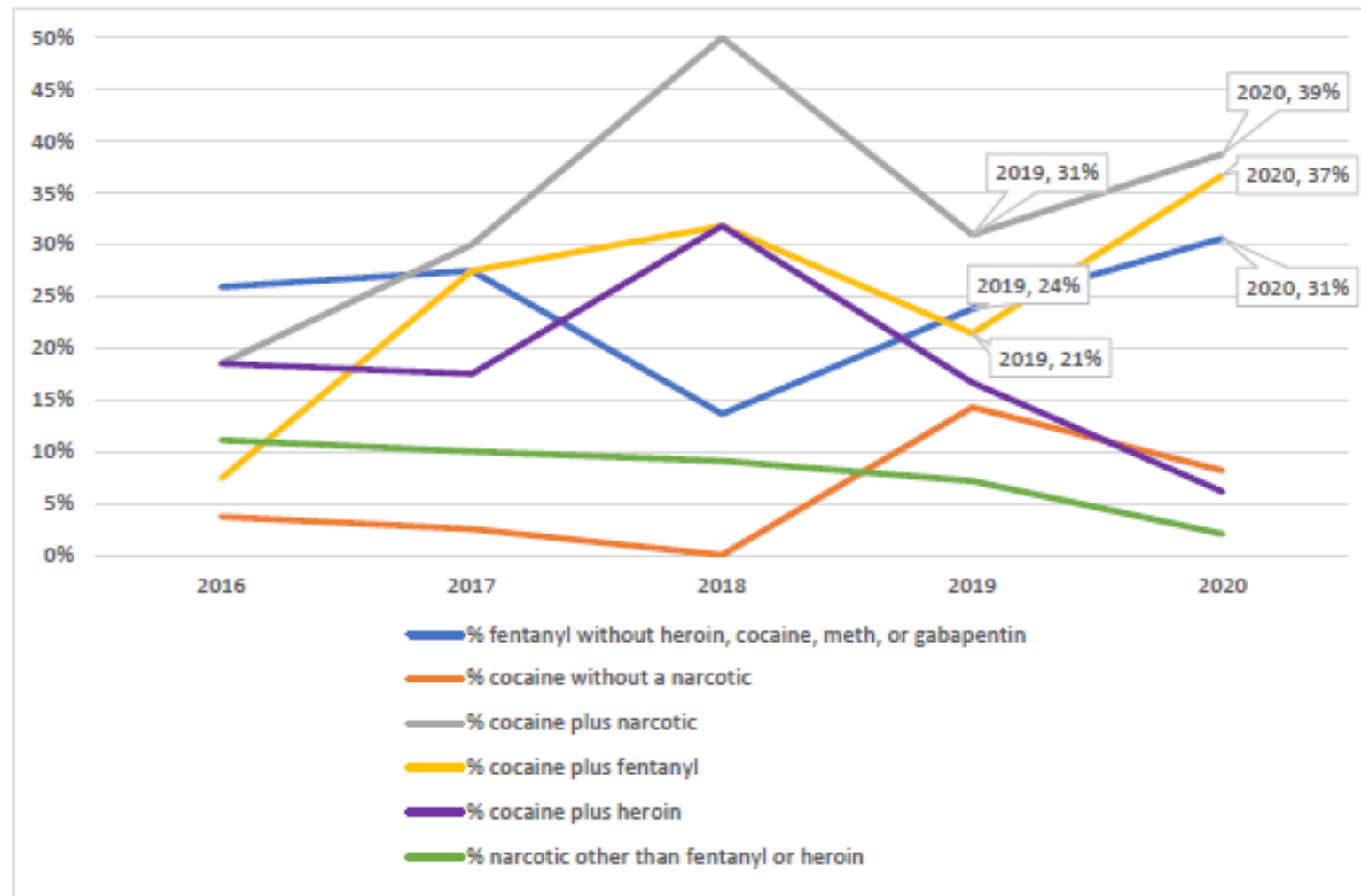
## Deaths among Black Individuals

The percentage of drug deaths involving cocaine and a narcotic, specifically fentanyl, rose steeply from 2019 to 2020 among Black individuals.



## Deaths among Hispanic Individuals

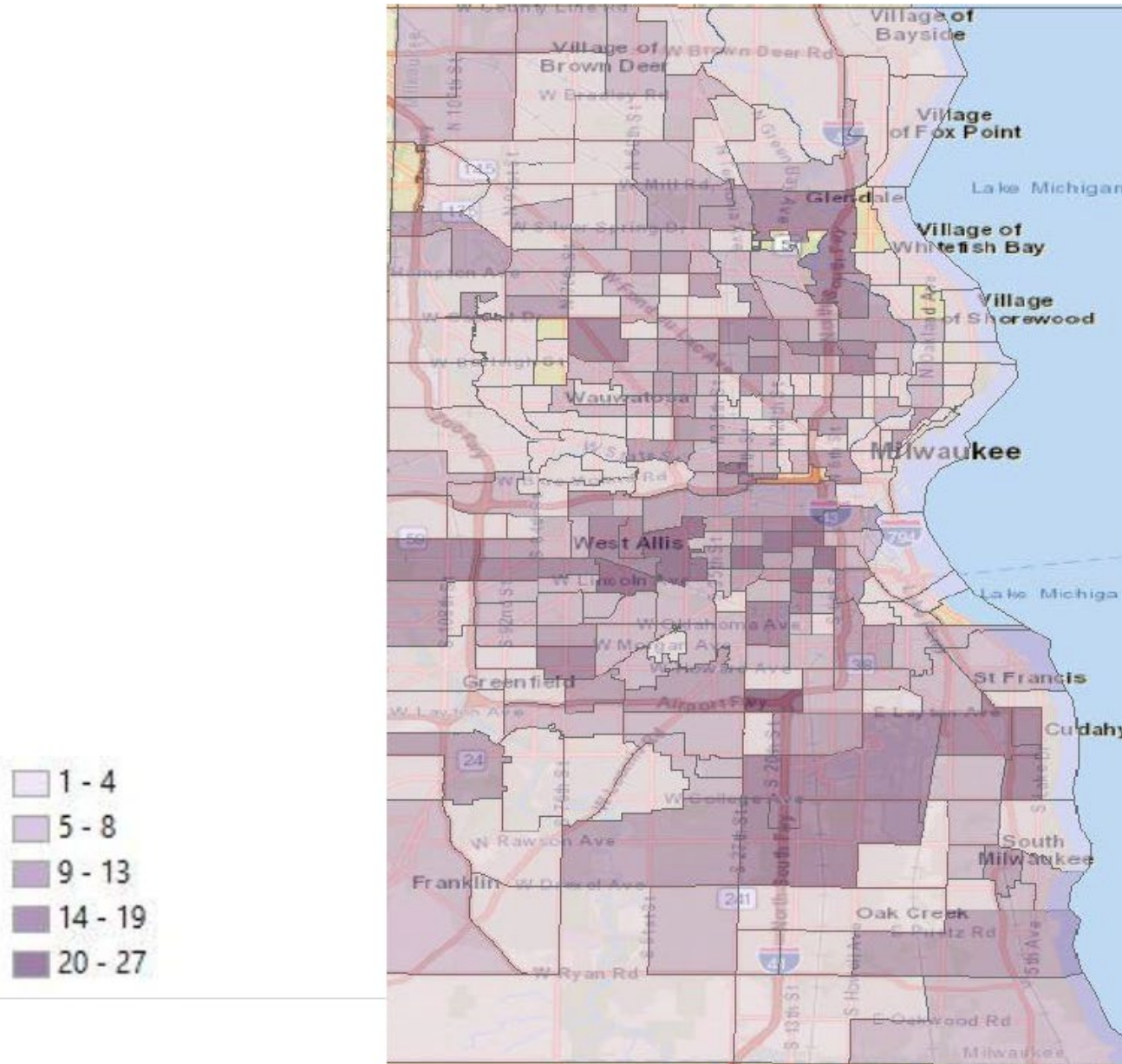
The percentage of drug deaths involving cocaine and a narcotic, specifically fentanyl, rose steeply from 2019 to 2020 among Hispanic individuals. The percentage of deaths involving fentanyl without heroin, cocaine, meth, or gabapentin also rose.





# Fatal Overdose Trends, Milwaukee County, 2016 – 2020

Milwaukee County Medical Examiner's Office Data – Drug Deaths Across All Demographics Groups



While there are some areas that have a higher concentration of drug overdose deaths, deaths in our community are relatively evenly distributed across the county.

Census tracts are roughly the size of a “neighborhood” and have less variation in population than larger groupings, such as zip code.



# Fatal Overdose Trends, Milwaukee County, 2016 – 2020


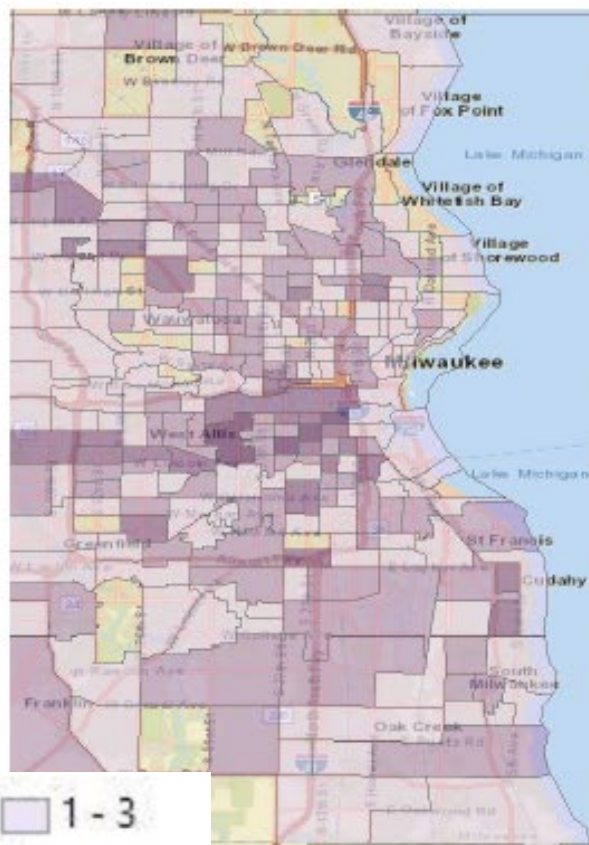
Milwaukee County Medical Examiner's Office Data – Drug Deaths Across All Demographics Groups by Substance Type

Fentanyl Alone or in  
Combination

Cocaine Alone or in  
Combination

Fentanyl and Cocaine  
(may include other subs.)

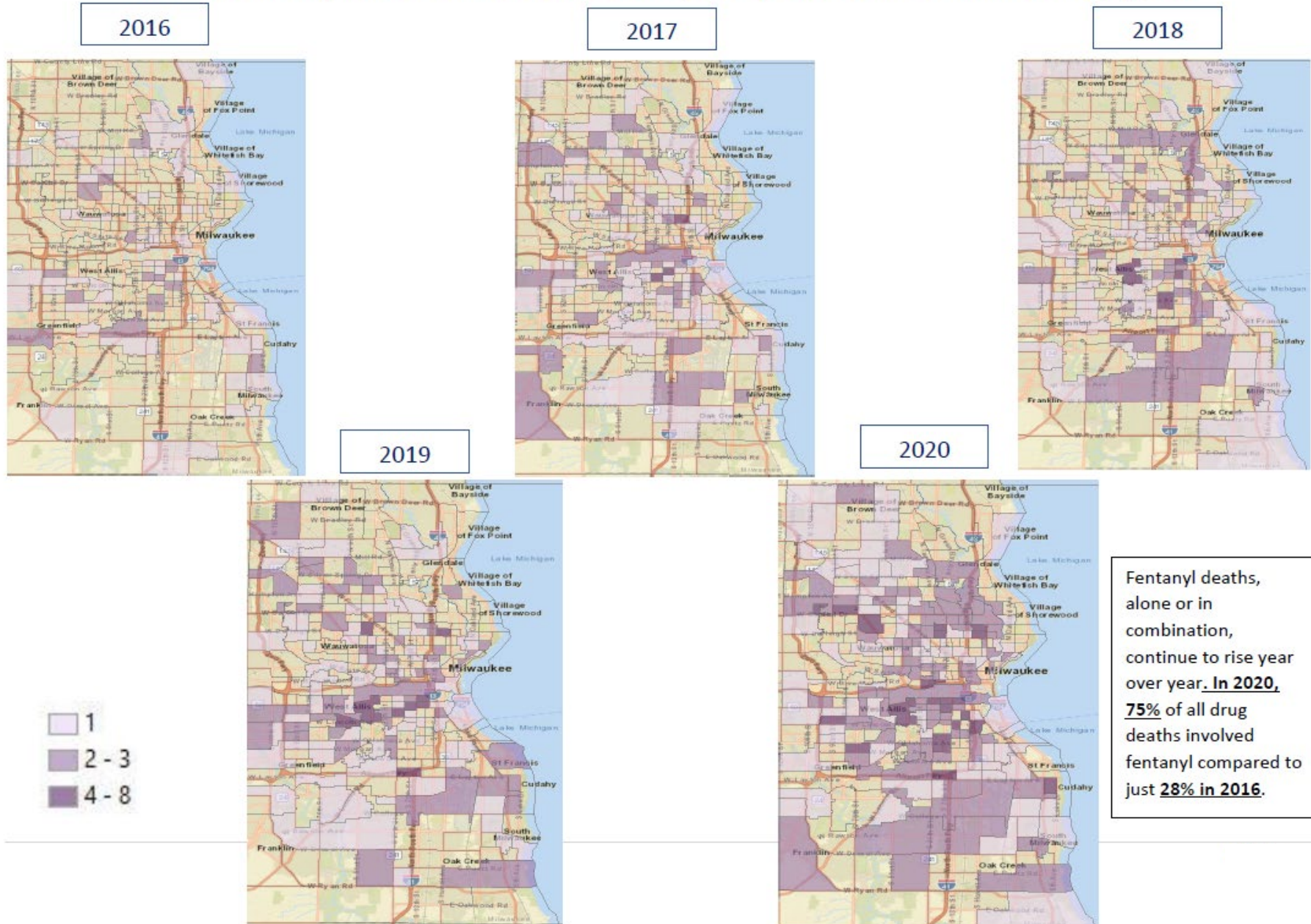
Fentanyl (w/o heroin,  
cocaine, gabapentin, or meth)





# Fatal Overdose Trends, Milwaukee County, 2016 – 2020

Milwaukee County Medical Examiner's Office Data – Fentanyl Deaths Alone or in Combination by Year





# Fatal Overdose Trends, Milwaukee County, 2016 – 2020

Milwaukee County Medical Examiner's Office Data – Cocaine Deaths Alone or in Combination by Year

2016



2017



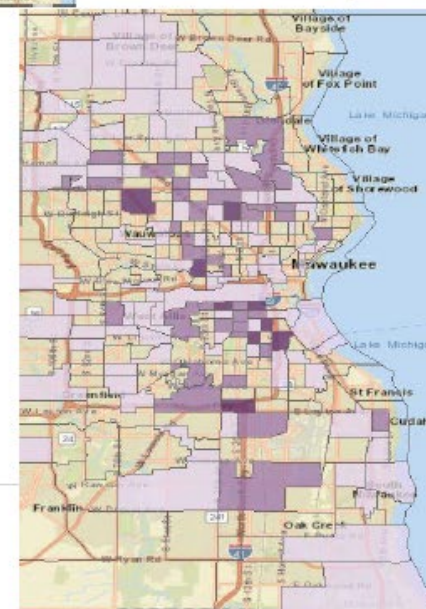
2018



2019



2020



We continue to see increasing number and concentration in cocaine deaths, alone or in combination. Many of which involved **fentanyl** or **another narcotic** (morphine, heroin, etc.) or synthetic opioids (oxycodone, fentanyl, etc.)

## Action team goal

Implement strategies and recommendations for change to reduce the likelihood of future overdose incidents

Action team	Recommendation	Linkage to SWOT analysis
Education and awareness action team	Develop a social media package for overdose prevention and education that may be used by community partners.	<p>Weaknesses:</p> <ul style="list-style-type: none"> <li>•There is stigma in the community associated with substance use disorder and treatment.</li> <li>•Social determinants of health and systemic racism contribute to overdoses in our community.</li> </ul>
Fentanyl action team	Investigate the co-occurrence of cocaine and fentanyl in overdose incidents in Milwaukee County to tailor prevention and intervention strategies.	<p>Weaknesses:</p> <ul style="list-style-type: none"> <li>•Changes in drug trends create challenges to preventing fatal and nonfatal overdoses, particularly those related to the increase in fentanyl and fentanyl analogs.</li> <li>•Need for increased data sharing and collaboration.</li> </ul>
Treatment and support services action team	Increase public support for additional treatment locations within the city of Milwaukee.	<p>Weaknesses:</p> <ul style="list-style-type: none"> <li>•There is stigma in the community associated with substance use disorder and treatment.</li> <li>•Social determinants of health and systemic racism contribute to overdoses in our community.</li> </ul> <p>Threats:</p> <ul style="list-style-type: none"> <li>•Political buy-in can be difficult to achieve with multiple jurisdictions.</li> </ul>

## Recommendation update

Requesting implementation  
funds from DHS to be used by  
August 31, 2022

- OFR - Increase the awareness of the risks of and harm reduction strategies for fentanyl among individuals whose drug of choice is cocaine
- OD-PHAST Data Strategy Team – Education and awareness action team: Develop a social media package for overdose prevention and education that may be used by community partners

A decorative element on the left side of the slide, consisting of a grid of small blue dots arranged in four vertical columns of varying heights.

# Milwaukee County OD-PHAST Update

## Questions/Comments?

January 20, 2022

Constance Kostelac, Amy Parry & Nicole Fumo, Medical College  
of Wisconsin

Sara Schreiber, Milwaukee County Medical Examiner's Office