City of Milwaukee

City Hall
200 East Wells Street
Milwaukee, WI 53202

Meeting Agenda

COMMUNITY & ECONOMIC DEVELOPMENT COMMITTEE

ALD. JOE DAVIS, SR., CHAIR
Ald. T. Anthony Zielinski, Vice-Chair
Ald. James Witkowiak, Ald. Willie Wade, Ald. Terry Witkowski
Staff Assistant, Joanna Polanco, 286-2366
Fax: 286-3456, jpolan@milwaukee.gov
Legislative Liaison, Amy Hefter, 286-2290, ahefte@milwaukee.gov

Monday, January 31, 2011 | **9:00 AM** | **Room 301-B, City Hall**

Amended 1/28/11- Item 5 has been added to the agenda.

1. **100092** Reappointment of Debra Usinger to the Business Improvement District Board No. 5 (Westown) by the Mayor. (4th Aldermanic District)

Sponsors: THE CHAIR

2. **101230** Appointment of Dean Maytag to the Business Improvement District Board #10 (Avenues West) by the Mayor. (4th Aldermanic District)

Sponsors: THE CHAIR

3. **101226** Reappointment of Chris Hau to the Business Improvement District Board #16 (West North Avenue) by the Mayor. (4th Aldermanic District)

Sponsors: THE CHAIR

4. **101225** Reappointment of Gordon Steimle to the Business Improvement District Board #16 (West North Avenue) by the Mayor. (10th Aldermanic District)

Sponsors: THE CHAIR

5. **101229** Appointment of Michael Honkamp to the Business Improvement District Board #20 (East North Avenue) by the Mayor. (3rd Aldermanic District)

Sponsors: THE CHAIR

6. **101228** Reappointment of Ralph Peterman to the Business Improvement District Board #21 (Downtown Management District) by the Mayor. (4th Aldermanic District)

Sponsors: THE CHAIR

7. **100880** Reappointment of Karl Tatum to the Business Improvement District Board #32 (Fond du Lac-North Avenue Market Place) by the Mayor. (15th Aldermanic District)

Sponsors: THE CHAIR

8. **101224** Appointment of Byran Simon to the Business Improvement District Board #40 (Airport Gateway) by the Mayor. (13th Aldermanic District)

Sponsors: THE CHAIR

9. **101221** Resolution appropriating $40,000 from the Development Fund for a retaining wall replacement project at the Council for the Spanish Speaking's Hillview Building.

Sponsors: Ald. Donovan and Ald. Witkowiak

10. **101198** Substitute resolution relative to application, acceptance and funding of a Community Development Block Grant Supplemental Disaster Allocation Emergency Assistance Program for Business Mitigation grant from the U.S. Department of Housing and Urban Development through the Wisconsin Department of Commerce for projects in the 1st, 7th and 13th Aldermanic Districts.

Sponsors: Ald. Wade and Ald. Witkowski

11. **100784** Communication from the Emerging Business Enterprise Program relating to the 2009 Emerging Business Enterprise Program Department Utilization Report.

Sponsors: THE CHAIR

12. **101114** Communication from the Department of Public Works regarding the 2009 Residents Preference and the Emerging Business Enterprise Programs.

Sponsors: THE CHAIR

13. **101176** Substitute resolution authorizing the transfer of the 2011 Community Development Block Grant funding, Emergency Shelter Grant funding, and Homelessness Prevention and Rapid Re-Housing Program funding for Shelter activities from the Social Development Commission to Community Advocates, Inc.

Sponsors: THE CHAIR

14. **101175** Substitute resolution authorizing the submittal, acceptance and funding of the Neighborhood Stabilization Program 3 under the Dodd-Frank Act from the U. S. Department of Housing and Urban Development through the Community Development Grants Administration (CDGA).

Sponsors: THE CHAIR

15. **101127** Resolution amending Resolution File Number 100118 to extend the period of authority, responsibilities and activities of the African-American Male Unemployment Task Force.

Sponsors: THE CHAIR

16. **101181** Communication from the Department of City Development relating to a report detailing cooperative ventures undertaken by the City of Milwaukee and the Milwaukee Area Workforce Investment Board from July 1, 2010 through December 31, 2010.

Sponsors: THE CHAIR

17. **101178** Resolution authorizing the transfer and expenditure of funds from the Development Fund for environmental testing, remediation and demolition on brownfield properties in

the City of Milwaukee.

Sponsors: THE CHAIR

This meeting will be webcast live at www.milwaukee.gov/channel25.

Members of the Common Council and its standing committees who are not members of this committee may attend this meeting to participate or to gather information. Notice is given that this meeting may constitute a meeting of the Common Council or any of its standing committees, although they will not take any formal action at this meeting.

Upon reasonable notice, efforts will be made to accommodate the needs of persons with disabilities through sign language interpreters or auxiliary aids. For additional information or to request this service, contact the Council Services Division ADA Coordinator at 286-2998, (FAX)286-3456, (TDD)286-2025 or by writing to the Coordinator at Room 205, City Hall, 200 E. Wells Street, Milwaukee, WI 53202.

Limited parking for persons attending meetings in City Hall is available at reduced rates (5 hour limit) at the Milwaukee Center on the southwest corner of East Kilbourn and North Water Street. Parking tickets must be validated in Room 205, (City Clerk's Office) or the first floor Information Booth in City Hall.

Persons engaged in lobbying as defined in s. 305-43-4 of the Milwaukee Code of Ordinances are required to register with the City Clerk's Office License Division. Registered lobbyists appearing before a Common Council committee are required to identify themselves as such. More information is available at www.milwaukee.gov/lobby.

City of Milwaukee

200 E. Wells Street
Milwaukee, Wisconsin 53202

Legislation Details (With Text)

File #:	100092 **Version:** 0		
Type:	Appointment	**Status:**	In Committee
File created:	5/4/2010	**In control:**	COMMUNITY & ECONOMIC DEVELOPMENT COMMITTEE
On agenda:		**Final action:**	
Effective date:			
Title:	Reappointment of Debra Usinger to the Business Improvement District Board No. 5 (Westown) by the Mayor. (4th Aldermanic District)		
Sponsors:	THE CHAIR		
Indexes:	APPOINTMENTS, BUSINESS IMPROVEMENT DISTRICT 05		
Attachments:	Reappointment Letter, Biography Page, Attendance Record		

Date	Ver.	Action By	Action	Result	Tally
5/4/2010	0	COMMON COUNCIL	ASSIGNED TO		
1/27/2011	0	COMMUNITY & ECONOMIC DEVELOPMENT COMMITTEE	HEARING NOTICES SENT		
1/27/2011	0	COMMUNITY & ECONOMIC DEVELOPMENT COMMITTEE	HEARING NOTICES SENT		
1/27/2011	0	COMMUNITY & ECONOMIC DEVELOPMENT COMMITTEE	HEARING NOTICES SENT		

Number
100092
Version
ORIGINAL
Reference

Sponsor
THE CHAIR
Title
Reappointment of Debra Usinger to the Business Improvement District Board No. 5 (Westown) by the Mayor. (4th Aldermanic District)
Drafter
Mayor
TB
5/4/10

Tom Barrett
Mayor, City of Milwaukee

May 4, 2010

To the Honorable, the Common Council
of the City of Milwaukee

Honorable Members of the Common Council:

I am pleased to reappoint the following to the Business Improvement District Board #5 (Westown):

Joan Bartels Farrell
Goodwill Industries of Southeastern Wisconsin
826 N. Plankinton, Ste.600
Milwaukee, WI 53203

Mike Kenny
CPS Parking
100 East Wisconsin Avenue, #230
Milwaukee, WI 53202

Debra Usinger
Usinger's Famous Sausage
1030 N. Old World Third Street
Milwaukee, WI 53203

Denise Garczynski
Assurant Health
501 W. Michigan Street
Milwaukee, WI 53203

John Hennessy
St. James Court Historic Apartments
831 West Wisconsin Avenue
Milwaukee, WI 53233

Todd Rizzo
Wispark, LLC
301 W. Wisconsin Ave.
Milwaukee, WI 53202

These reappointments are pursuant to Section 66.1109 of the Wisconsin State Statutes, and Common Council File 890817 as amended by 080620. The terms will commence upon taking of the oath of office.

I trust these reappointments will have the approval of your Honorable Body.

Respectfully submitted,

Tom Barrett

Tom Barrett
Mayor

Office of the Mayor • City Hall • 200 East Wells Street • Milwaukee, Wisconsin 53202
(414) 286-2200 • fax (414) 286-3191 • mayor@milwaukee.gov

Debra Usinger
Director of Retail Operations/Corporate Services, Usinger's Famous Sausage
1030 N. Old World Third St., Milwaukee WI 53203
(414) 276-9100
debrau@usinger.com

In addition to a busy position at a successful family-owned Milwaukee business, Debra Usinger is active in numerous Milwaukee community groups. Community affiliations include: Milwaukee County Historical Board; Milwaukee Riverwalk District (Secretary); Milwaukee Downtown Marketing Collaborative Member; Milwaukee Downtown Bid #21 (Secretary); Mayor's Landscape Awards Committee and the Westown Association Board (Immediate Past-President). During her tenure as the Westown Board President she helped oversee the growth of River Rhythms, their free summer outdoor weekly music series.

...

Ms. Usinger is an enthusiastic advocate for the arts and culture in Milwaukee understanding the vibrancy that it adds to our lives.

City of Milwaukee
City Hall, Room 205
200 E. Wells Street
Milwaukee, WI 53202
(414) 286-2221

Office of the City Clerk

Re: Common Council File Number 100092

Reappointment of Debra Usinger to the Business Improvement District Board No. 5 (Westown) by the Mayor. (4th Aldermanic District)

In accordance with Common Council resolution File Number 65-2210, adopted November 30, 1965, all reappointments are to be referred to an appropriate standing committee.

Under this policy, the appropriate committee is to be informed in writing of the incumbent's attendance record during his/her last term of service.

Please provide the following required information and return immediately to our office for consideration at the Community & Economic Development Committee Meeting on May 25, 2010.

- Number of meetings held: 12
- Number of meetings attended: 10
- Number of excused absences: 2
- Number of unexcused absences: 0

Please return this information to Charlotte Rodriguez, crodri@milwaukee.gov, City Clerk's Office, Room 205, City Hall.

Very truly yours,

Ronald D. Leonhardt

RONALD D. LEONHARDT
City Clerk

City of Milwaukee

200 E. Wells Street
Milwaukee, Wisconsin 53202

Legislation Details (With Text)

File #:	101230 **Version:** 0		
Type:	Appointment	**Status:**	In Committee
File created:	1/19/2011	**In control:**	COMMUNITY & ECONOMIC DEVELOPMENT COMMITTEE
On agenda:		**Final action:**	
Effective date:			
Title:	Appointment of Dean Maytag to the Business Improvement District Board #10 (Avenues West) by the Mayor. (4th Aldermanic District)		
Sponsors:	THE CHAIR		
Indexes:	APPOINTMENTS, BUSINESS IMPROVEMENT DISTRICT 10		
Attachments:	Appointment Letter, Resume, Hearing Notice List		

Date	Ver.	Action By	Action	Result	Tally
1/19/2011	0	COMMON COUNCIL	ASSIGNED TO		
1/27/2011	0	COMMUNITY & ECONOMIC DEVELOPMENT COMMITTEE	HEARING NOTICES SENT		

Number
101230
Version
ORIGINAL
Reference

Sponsor
THE CHAIR
Title
Appointment of Dean Maytag to the Business Improvement District Board #10 (Avenues West) by the Mayor. (4th Aldermanic District)
Drafter
Mayor
TB
1/19/11

January 19, 2011

To the Honorable, the Common Council
of the City of Milwaukee

Honorable Members of the Common Council:

I am pleased to appoint Dean Maytag, Director of Broadcast Operations, WISN-TV, 759 North 19th Street, Milwaukee, Wisconsin 53233, to replace James Kurz on the Business Improvement District Board #10 (Avenues West). This appointment is pursuant to Section 66.1109 of the Wisconsin State Statutes and Common Council File No. 921091 as amended by 080958 with operating plan attached to each. Mr. Maytag's term will commence upon taking of the oath of office.

I trust this appointment will have the approval of your Honorable Body.

Respectfully submitted,

Tom Barrett
Mayor

WISN-TV
759 N. 19th St.
Milwaukee, WI 53233

Phone (414) 937-3374
Fax (414) 342-2354
E-mail dmaytag@hearst.com

Dean Maytag

Professional experience

1988 – Present WISN-TV Milwaukee, WI

Director of Broadcast Operations

- Responsible for programming, station operations, production, research, and all non-news program creation and production.
- Created the WISNET News Network, with 6 participating ABC stations and the ABC Network for the distribution of news in Wisconsin.

1984-1988 WTMJ-TV Milwaukee, WI

Manager On-Line Video

- Responsible for the creation, management and sales of On-Line Video, the in-house commercial production of WTMJ-TV.

1978-1984

Production Manager WTMJ-TV

- All Production for WTMJ-TV. Commercial and documentary production.

Additional professional activities

Chairman of the Milwaukee Media Security and Reliability Council, (MSRC) It was founded to provide for continuity of information to the public in the event of a declared emergency.

Board Member of the WBA (Wisconsin Broadcasters Association) Also member of the WBA Foundation Board.

Members of the Milwaukee Summerfest Public Relations Board.

Education

Iowa State University Ames, Iowa
B.S. Telecommunications' and English (double major)

NOTICES SENT TO FOR FILE : 101230

NAME	ADDRESS	DATE NOTICE SENT		
Kim Montgomery	Mayor’s Office	1/27/11		
Dean Maytag	dmaytag@hearst.com	x		

City of Milwaukee

200 E. Wells Street
Milwaukee, Wisconsin 53202

Legislation Details (With Text)

File #:	101226 **Version:** 0		
Type:	Appointment	**Status:**	In Committee
File created:	1/19/2011	**In control:**	COMMUNITY & ECONOMIC DEVELOPMENT COMMITTEE
On agenda:		**Final action:**	
Effective date:			
Title:	Reappointment of Chris Hau to the Business Improvement District Board #16 (West North Avenue) by the Mayor. (4th Aldermanic District)		
Sponsors:	THE CHAIR		
Indexes:	APPOINTMENTS, BUSINESS IMPROVEMENT DISTRICT 16		
Attachments:	Reappointment Letter, Attendance Record		

Date	Ver.	Action By	Action	Result	Tally
1/19/2011	0	COMMON COUNCIL	ASSIGNED TO		
1/26/2011	0	COMMUNITY & ECONOMIC DEVELOPMENT COMMITTEE	HEARING NOTICES SENT		
1/27/2011	0	COMMUNITY & ECONOMIC DEVELOPMENT COMMITTEE	HEARING NOTICES SENT		

Number
101226
Version
ORIGINAL
Reference

Sponsor
THE CHAIR
Title
Reappointment of Chris Hau to the Business Improvement District Board #16 (West North Avenue) by the Mayor. (4th Aldermanic District)
Drafter
Mayor
TB
1/19/11

January 19, 2011

To the Honorable, the Common Council
of the City of Milwaukee

Honorable Members of the Common Council:

I am pleased to reappoint Chris Hau, Quorum Architects, Inc., 3112 West Highland Boulevard, Milwaukee, Wisconsin 53208, to the Business Improvement District Board #16 (West North Avenue). This reappointment is pursuant to Section 66.1109 of the Wisconsin State Statutes and Common Council File No. 950718. Mr. Hau's term will commence upon taking of the oath of office.

I trust this reappointment will have the approval of your Honorable Body.

Respectfully submitted,

Tom Barrett
Mayor

City of Milwaukee

City Hall, Room 205
200 E. Wells Street
Milwaukee, WI 53202
(414) 286-2221

Office of the City Clerk

Re: Common Council File Number 101226

Reappointment of Chris Hau to the Business Improvement District Board #16 (West North Avenue) by the Mayor. (4th Aldermanic District)

Dear Sir/Madam,

In accordance with Common Council resolution File Number 65-2210, adopted November 30, 1965, all reappointments are to be referred to an appropriate standing committee.

Under this policy, the appropriate committee is to be informed in writing of the incumbent's attendance record during his/her last term of service.

Please provide the following required information and return immediately to our office for consideration at the Community & Economic Development Committee Meeting on January 31, 2010.

- Number of meetings held: 24
- Number of meetings attended: 22
- Number of excused absences: 2
- Number of unexcused absences: 0

Please return this information to Charlotte Rodriguez, crodri@milwaukee.gov
City Clerk's Office, Room 205, City Hall.

Very truly yours,
RONALD D. LEONHARDT
Ronald D. Leonhardt

City of Milwaukee

200 E. Wells Street
Milwaukee, Wisconsin 53202

Legislation Details (With Text)

File #:	101225 **Version:** 0		
Type:	Appointment	**Status:**	In Committee
File created:	1/19/2011	**In control:**	COMMUNITY & ECONOMIC DEVELOPMENT COMMITTEE
On agenda:		**Final action:**	
Effective date:			
Title:	Reappointment of Gordon Steimle to the Business Improvement District Board #16 (West North Avenue) by the Mayor. (10th Aldermanic District)		
Sponsors:	THE CHAIR		
Indexes:	APPOINTMENTS, BUSINESS IMPROVEMENT DISTRICT 16		
Attachments:	Reappointment Letter, Attendance Record		

Date	Ver.	Action By	Action	Result	Tally
1/19/2011	0	COMMON COUNCIL	ASSIGNED TO		
1/26/2011	0	COMMUNITY & ECONOMIC DEVELOPMENT COMMITTEE	HEARING NOTICES SENT		
1/27/2011	0	COMMUNITY & ECONOMIC DEVELOPMENT COMMITTEE	HEARING NOTICES SENT		

Number
101225
Version
ORIGINAL
Reference

Sponsor
THE CHAIR
Title
Reappointment of Gordon Steimle to the Business Improvement District Board #16 (West North Avenue) by the Mayor. (10th Aldermanic District)
Drafter
Mayor
TB
1/19/11

January 19, 2011

To the Honorable, the Common Council
of the City of Milwaukee

Honorable Members of the Common Council:

I am pleased to reappoint Gordon Steimle, 1746 North 49th Street, Milwaukee, Wisconsin 53208, to the Business Improvement District Board #16 (West North Avenue), This reappointment is pursuant to Section 66.1109 of the Wisconsin State Statutes and Common Council File No. 950718. Mr. Steimle's term will commence upon taking of the oath of office.

I trust this reappointment will have the approval of your Honorable Body.

Respectfully submitted,

Tom Barrett
Mayor

City of Milwaukee

City Hall, Room 205
200 E. Wells Street
Milwaukee, WI 53202
(414) 286-2221

Office of the City Clerk

Re: Common Council File Number 101225

Reappointment of Gordon Steimle to the Business Improvement District Board #16 (West North Avenue) by the Mayor. (10th Aldermanic District)

Dear Sir/Madam,

In accordance with Common Council resolution File Number 65-2210, adopted November 30, 1965, all reappointments are to be referred to an appropriate standing committee.

Under this policy, the appropriate committee is to be informed in writing of the incumbent's attendance record during his/her last term of service.

Please provide the following required information and return immediately to our office for consideration at the Community & Economic Development Committee Meeting on January 31, 2010.

- Number of meetings held: 24
- Number of meetings attended: 24
- Number of excused absences: 0
- Number of unexcused absences: 0

Please return this information to Charlotte Rodriguez, crodri@milwaukee.gov, City Clerk's Office, Room 205, City Hall.

Very truly yours,

Ronald D. Leonhardt

RONALD D. LEONHARDT
City Clerk

City of Milwaukee
Text File
Appointment

200 E. Wells Street
Milwaukee, Wisconsin 53202

Introduced: 1/19/2011 **File Number:** 101229

Status: In Committee **Version:** 0

Sponsors: THE CHAIR

..Number
101229
..Version
ORIGINAL
..Reference

..Sponsor
THE CHAIR
..Title
Appointment of Michael Honkamp to the Business Improvement District Board #20 (East North Avenue) by the Mayor. (3rd Aldermanic District)
..Drafter
Mayor
TB
1/19/11

January 19, 2011

To the Honorable, the Common Council
of the City of Milwaukee

Honorable Members of the Common Council:

I am pleased to appoint Michael Honkamp, 2915 North Marietta Avenue, Milwaukee, Wisconsin 53211, to replace John Sidoff on the Business Improvement District Board #20 (East North Avenue). This appointment is pursuant to Section 66.1109 of the Wisconsin State Statutes and Common Council File No. 970779. Mr. Honkamp's term will commence upon taking of the oath of office.

I trust this appointment will have the approval of your Honorable Body.

Respectfully submitted,

Tom Barrett

Tom Barrett
Mayor

Michael Honkamp

2915 N. Marietta Ave.
Milwaukee, WI 53211

Experience

Owner, 2000- present

Red House LLC/Painted Pony DBA **"The Jazz Estate"**
2423 N. Murray, Ave. Milwaukee, WI
Own real estate and business

Owner, 1995 - present
Rochambo Coffee and Tea House
1317 E. Brady St., Milwaukee, WI 53202

Senior Vice President and Portfolio Manager, 1999 - present
Dana Investment Advisers, Brookfield, WI

Education

Marquette University High School, Milwaukee, WI 1987
Santa Clara University, B.S. Economics, 1991
Thunderbird School of Global Management, M.B.A. 1993

Community Involvement

Public Allies Milwaukee, Chair of Advisory Board, 2001 to present

City of Milwaukee

200 E. Wells Street
Milwaukee, Wisconsin 53202

Legislation Details (With Text)

File #:	101228 **Version:** 0		
Type:	Appointment	**Status:**	In Committee
File created:	1/19/2011	**In control:**	COMMUNITY & ECONOMIC DEVELOPMENT COMMITTEE
On agenda:		**Final action:**	
Effective date:			
Title:	Reappointment of Ralph Peterman to the Business Improvement District Board #21 (Downtown Management District) by the Mayor. (4th Aldermanic District)		
Sponsors:	THE CHAIR		
Indexes:	APPOINTMENTS, BUSINESS IMPROVEMENT DISTRICT 21		
Attachments:	Reappointment Letter, Biography Page, Attendance Record		

Date	Ver.	Action By	Action	Result	Tally
1/19/2011	0	COMMON COUNCIL	ASSIGNED TO		
1/26/2011	0	COMMUNITY & ECONOMIC DEVELOPMENT COMMITTEE	HEARING NOTICES SENT		
1/27/2011	0	COMMUNITY & ECONOMIC DEVELOPMENT COMMITTEE	HEARING NOTICES SENT		

Number
101228
Version
ORIGINAL
Reference

Sponsor
THE CHAIR
Title
Reappointment of Ralph Peterman to the Business Improvement District Board #21 (Downtown Management District) by the Mayor. (4th Aldermanic District)
Drafter
Mayor
TB
1/19/11

January 19, 2011

To the Honorable, the Common Council
of the City of Milwaukee

Honorable Members of the Common Council:

I am pleased to reappoint Ralph Peterman, Shops of Grand Avenue, 275 West Wisconsin Avenue, Milwaukee, Wisconsin 53202, to the Business Improvement District Board #21 (Downtown Management District). This reappointment is pursuant to Section 66.1109 of the Wisconsin State Statutes and Common Council File No. 970900. Mr. Peterman's term will commence upon taking of the oath of office.

I trust this reappointment will have the approval of your Honorable Body.

Respectfully submitted,

Tom Barrett
Mayor

Ralph Peterman

Ralph Peterman, General Manager / Vice President of The Shops of Grand Avenue began his real estate career in 1985. Between 1985 to 1992, Ralph was employed as a commercial leasing representative for K&R Investments and MLG Group.

From 1992 to 2005, Ralph assumed the position of Director of Commercial Leasing for Corrigan Properties, Inc., the former owner of Bayshore Mall. Here he leased to national and local tenants in the 560,000 square foot mall with a history of 98% occupancy.

Concurrently with employment at Bayshore Mall, Ralph Peterman served as the General Manager at Paradise Mall in West Bend, WI (1995-2000) and Hilldale Shopping Center in Madison, WI (2000-2003).

With 15 years of retail experience and 22 years of brokerage experience, Ralph Peterman came to The Shops of Grand Avenue as the General Manager / Vice President in February 2006. In addition to The Shops of Grand Avenue, Ralph oversees six (6) other properties for Ashkenazy Acquisitions Corporation, the current owner of The Shops of Grand Avenue.

City of Milwaukee

City Hall, Room 205
200 E. Wells Street
Milwaukee, WI 53202
(414) 286-2221

Office of the City Clerk

Re: Common Council File Number 101228

Reappointment of Ralph Peterman to the Business Improvement District Board #21 (Downtown Management District) by the Mayor. (4th Aldermanic District)

Dear Sir/Madam,

In accordance with Common Council resolution File Number 65-2210, adopted November 30, 1965, all reappointments are to be referred to an appropriate standing committee.

Under this policy, the appropriate committee is to be informed in writing of the incumbent's attendance record during his/her last term of service.

Please provide the following required information and return immediately to our office for consideration at the Community & Economic Development Committee Meeting on January 31, 2010.

- Number of meetings held: 31
- Number of meetings attended: 26
- Number of excused absences: 5
- Number of unexcused absences: 0

Milt Pivar:
31 meetings have been held for the years of 2007 thru 2010. Milt attended 26 of them, and had 5 excused absences (no unexcused absences.).

Please return this information to Charlotte Rodriguez, crodri@milwaukee.gov
City Clerk's Office, Room 205, City Hall.

Very truly yours,
RONALD D. LEONHARDT

Ronald D. Leonhardt

Ronald D. Leonhardt

City of Milwaukee

200 E. Wells Street
Milwaukee, Wisconsin 53202

Legislation Details (With Text)

File #:	100880 **Version:** 0		
Type:	Appointment	**Status:**	In Committee
File created:	11/3/2010	**In control:**	COMMUNITY & ECONOMIC DEVELOPMENT COMMITTEE
On agenda:		**Final action:**	
Effective date:			
Title:	Reappointment of Karl Tatum to the Business Improvement District Board #32 (Fond du Lac-North Avenue Market Place) by the Mayor. (15th Aldermanic District)		
Sponsors:	THE CHAIR		
Indexes:	APPOINTMENTS, BUSINESS IMPROVEMENT DISTRICT 32		
Attachments:	Reappointment Letter, Resume, Attendance Record		

Date	Ver.	Action By	Action	Result	Tally
11/3/2010	0	COMMON COUNCIL	ASSIGNED TO		
1/26/2011	0	COMMUNITY & ECONOMIC DEVELOPMENT COMMITTEE	HEARING NOTICES SENT		
1/27/2011	0	COMMUNITY & ECONOMIC DEVELOPMENT COMMITTEE	HEARING NOTICES SENT		

Number
100880
Version
ORIGINAL
Reference

Sponsor
THE CHAIR
Title
Reappointment of Karl Tatum to the Business Improvement District Board #32 (Fond du Lac-North Avenue Market Place) by the Mayor. (15th Aldermanic District)
Drafter
Mayor
TB
11/3/10

November 3, 2010

To the Honorable, the Common Council
of the City of Milwaukee

Honorable Members of the Common Council:

I am pleased to reappoint the following persons to the Business Improvement District Board #32 (Fond du Lac Avenue - North Avenue Market Place):

Mark Teper
1622 West North Avenue
Milwaukee, Wisconsin 53205

John Mullarkey
2625 West North Avenue
Milwaukee, Wisconsin 53205

Young Kim
2242 North 17th Street
Milwaukee, Wisconsin 53205

Sharon Adams
2240 North 17th Street
Milwaukee, Wisconsin 53205

Karl Tatum
4535 West North Avenue
Milwaukee, Wisconsin 53208

These reappointments are pursuant to Section 66.1109 of the Wisconsin State Statutes and Common Council File Number 040876. The terms will commence upon taking of the oath of office.

I trust these reappointments will have the approval of your Honorable Body.

Respectfully submitted,

Tom Barrett
Mayor

Karl D. Tatum 4312 N. 76th Street * Milwaukee, WI * (414) 616-7740

Experience _____

Vice President
Community Financial Service Centers Inc., Milwaukee, WI/____

Branch Manager
TCF BANK – Milwaukee, WI/ June 1998- Present
Planning, directing and controlling the operations of the branch.
Direct sales efforts towards reaching branch goals and objectives.
Branch has met or exceeded gross checking goals since June 1998.

Branch Manager
MILWAUKEE CHECKCASHERS – Milwaukee, WI/May 1996- June 1998
Manage day-to-day operations of branch office offering check cashing and tax preparation services, among others.
Supervised 10 customer service representatives. Direct and coach reps in risk management strategies.
Communicate and enforce company policies and procedures.
Collect on return items. Conduct audits.

Sales Representatives
BLUE CROSS & BLUE SHIELD UNITED OF WISCONSIN – Pewaukee, WI/1995 – 1996
Sold health, life and Medicare supplement insurance policies to individuals throughout Wisconsin. Conducted extensive prospecting by telephone, primarily in follow up to direct mail and television advertising leads.
Qualify needs and budgetary considerations. Determine optimal product offerings and present competitive advantages.
Quote prices. Explain underwriting process and assist with application completion. Respond to frequent inquiries.
Contact service personnel to investigate problems. Follow through to ensure proper resolution.
Had track record of recognition and consistent production growth, including Producer of the Month Award and 437% increase in monthly contracts, from 16 to 70.

Branch Manager
MILWAUKEE CHECKCASHERS – Milwaukee, WI / 1993-1995
Oversaw day-to-day operation of branch office offering check cashing services.
Supervised up to 12 customer service representatives. Facilitated on-the-job training, with emphasis in cash handling, record keeping and loss prevention.
Tallied, balanced and reported receipts for average of 500 transactions and $500,000 monthly. Conducted periodic audits.
Successfully reduced monthly losses.

General Manager
ACCOUNT MANAGEMENT SYSTEMS – Milwaukee, WI/ 1990-1993
Co-founded collection agency catering to physician offices and other small businesses involved with consumer debt.
Cold called door to door and by telephone. Consulted with owners and managers, submitted proposals and negotiated fees.
Instituted guidelines. Generated correspondence. Issued monthly activity reports and invoices.
Established 100 active accounts. Reached over $300,000 in annual revenues.

Education
University of Wisconsin – Milwaukee – Liberal Studies Courses
Milwaukee Area Technical College – Operations Management and Marketing Courses
Marquette University Division of Continuing Education – Certificate in Management
Wisconsin Life and Accident & Health Insurance Licenses – In Force
NASD – Registered Rep. /Broker – Series 6 & 63

City of Milwaukee

City Hall, Room 205
200 E. Wells Street
Milwaukee, WI 53202
(414) 286-2221

Office of the City Clerk

Re: Common Council File Number 100880

Reappointment of Karl Tatum to the Business Improvement District Board #32 (Fond du Lac-North Avenue Market Place) by the Mayor. (15th Aldermanic District)

Dear Sir/Madam,

In accordance with Common Council resolution File Number 65-2210, adopted November 30, 1965, all reappointments are to be referred to an appropriate standing committee.

Under this policy, the appropriate committee is to be informed in writing of the incumbent's attendance record during his/her last term of service.

Please provide the following required information and return immediately to our office for consideration at the **Community and Economic Development Committee Meeting to be held on November 15, 2010.**

- Number of meetings held: 12 meetings in 2009 10 meetings to date 2010
- Number of meetings attended: 10 meetings in 2009 9 meetings in 2010
- Number of excused absences: 2 excused 2009 1 excused in 2010
- Number of unexcused absences: 0 unexcused 2009 0 unexcused 2010

Please return this information to Char Rodriguez, Council File Specialist, crodri@milwaukee.gov , City Clerk's Office, Room 205, City Hall.

Very truly yours,
RONALD D. LEONHARDT
Ronald D. Leonhardt

City of Milwaukee

200 E. Wells Street
Milwaukee, Wisconsin 53202

Legislation Details (With Text)

File #:	101224 **Version:** 0		
Type:	Appointment	**Status:**	In Committee
File created:	1/19/2011	**In control:**	COMMUNITY & ECONOMIC DEVELOPMENT COMMITTEE
On agenda:		**Final action:**	
Effective date:			
Title:	Appointment of Byran Simon to the Business Improvement District Board #40 (Airport Gateway) by the Mayor. (13th Aldermanic District)		
Sponsors:	THE CHAIR		
Indexes:	APPOINTMENTS, BUSINESS IMPROVEMENT DISTRICT 40		
Attachments:	Appointment Letter, Resume		

Date	Ver.	Action By	Action	Result	Tally
1/18/2011	0	COMMON COUNCIL	ASSIGNED TO		
1/27/2011	0	COMMUNITY & ECONOMIC DEVELOPMENT COMMITTEE	HEARING NOTICES SENT		

Number
101224
Version
ORIGINAL
Reference

Sponsor
THE CHAIR
Title
Appointment of Byran Simon to the Business Improvement District Board #40 (Airport Gateway) by the Mayor. (13th Aldermanic District)
Drafter
Mayor
TB
1/19/11

January 19, 2011

To the Honorable, the Common Council
of the City of Milwaukee

Honorable Members of the Common Council:

I am pleased to appoint Byran Simon, Simon Landscape Company, Inc., 4121 South Sixth Street, Milwaukee, Wisconsin 53221, to replace Michael Kenny on the Business Improvement District Board #40 (Airport Gateway). This appointment is pursuant to Section 66.1109 of the Wisconsin State Statutes and Common Council File No. 060755. Mr. Simon's term will commence upon taking of the oath of office.

I trust this appointment will have the approval of your Honorable Body.

Respectfully submitted,

Tom Barrett
Mayor

1) Simon Landscape Company, Inc. (2007-Present) (1992-2003)
    a. President
    b. Responsible for all day to day activities
    c. 14 full time employees – Annual Sales (2.5 million)
    d. Full Service Landscape Construction Co. specializing in Brick Pavers, Permeable Pavers, Retaining Walls, Planting, Grading, Seeding, Sodding, Bioswales, and Rain Water Harvesting Systems
    e. Recent notable projects: Grange Ave. Bioswales, Silver Spring Street Reconstruction, Oakland Ave. Streetscape
    f. Current notable projects: St. Francis Streetscape, Capitol Drive Reconstruction, Winnebago St. Roundabout

2) Sanfelippo Environmental Landscaping (2003-2007) (1989-1992)
    a. Commercial Estimator / Project Manager

3) Florida Beach Cruise Getaway (1985-1989)
    a. Marketing Director / Phone Solicitations

4) Education
    a. MATC Mequon (1990-1991)
        i. Landscape Design Program (Certificate – 180 hours)
        ii. Trees and Shrubs (4 credits)
        iii. Landscape Horticulture Program (Certificate – 180 hours)

    b. Parker High School – Janesville, WI

5) Community Involvement
    a. Energy Exchange – Executive Director (2008-Present)
    b. Garden District Neighborhood Association – Board Member (Current)
    c. GDNA Garden Committee – Chair (Current)
    d. Gateway to Milwaukee Member (Current)
    e. Trinity Episcopal Church Wauwatosa – Various Committees
    f. Martial Arts America – 2nd Degree Black Belt and Instructor (1996-Present)

6) Benefits to AGBA Board
    a. Extensive knowledge in all aspects of landscape construction
    b. Involved in many community projects such as the Energy Exchange and Community Gardens which promote water conservation and revitalizing the area to attract new and promote existing businesses.

City of Milwaukee

200 E. Wells Street
Milwaukee, Wisconsin 53202

Legislation Details (With Text)

File #:	101221 **Version:** 0		
Type:	Resolution	**Status:**	In Committee
File created:	1/19/2011	**In control:**	COMMUNITY & ECONOMIC DEVELOPMENT COMMITTEE
On agenda:		**Final action:**	
Effective date:			
Title:	Resolution appropriating $40,000 from the Development Fund for a retaining wall replacement project at the Council for the Spanish Speaking's Hillview Building.		
Sponsors:	ALD. DONOVAN, ALD. WITKOWIAK		
Indexes:	DEVELOPMENT FUND, NEIGHBORHOOD DEVELOPMENT		
Attachments:	Hearing Notice List		

Date	Ver.	Action By	Action	Result	Tally
1/19/2011	0	COMMON COUNCIL	ASSIGNED TO		
1/27/2011	0	COMMUNITY & ECONOMIC DEVELOPMENT COMMITTEE	HEARING NOTICES SENT		
1/27/2011	0	COMMUNITY & ECONOMIC DEVELOPMENT COMMITTEE	HEARING NOTICES SENT		
1/27/2011	0	COMMUNITY & ECONOMIC DEVELOPMENT COMMITTEE	HEARING NOTICES SENT		

Number
101221
Version
ORIGINAL
Reference

Sponsor
ALD. DONOVAN AND WITKOWIAK
Title
Resolution appropriating $40,000 from the Development Fund for a retaining wall replacement project at the Council for the Spanish Speaking's Hillview Building.
Analysis
This resolution approves the transfer and expenditure of $40,000 from the Development Fund capital account for a retaining wall and exit stair addition project at the Council for the Spanish Speaking's Hillview Building, 1615 S. 22nd Street.
Body
Whereas, Since taking ownership of the Hillview Building, 1615 S. 22nd Street, in 2007, the Council for the Spanish Speaking has invested thousands of dollars into renovating the building -- a former nursing home -- into a community center that provides job training, education and other social services to over 2,000 persons; and

Whereas, Thirty-two persons are now employed in the Hillview Building, while another 350-plus persons per month receive services from an Adult Education/ESL/Works Solution program that prepares them for employment and job training; and

Whereas, By employing 32 persons and providing facilities for education and job training, as well as office space for community organizations that offer job placement services, the Hillview Building project contributes to economic development on the Near South Side; and

Whereas, Because the Council for the Spanish Speaking rents space in the Hillview Building to various organizations and collects rent for Community Advocates' 28 Transitional Housing Program apartments on the second floor of the structure, the Hillview Building is taxable and its renovation has contributed to growth of the City's tax base; and

Whereas, A hill and retaining wall behind the Hillview Building have been gradually collapsing onto the rear wall of the building, a problem which was exacerbated by recent heavy rains, during which water and mud came through the rear doors of the building and flooded the entire first floor; and

Whereas, To prevent a recurrence of this flooding, the Council for the Spanish Speaking has blocked the rear doors of the building (emergency exits), piled up sand bags and built a temporary holding wall; and

Whereas, These temporary flood-control measures are unsafe and cannot be continued long-term; and

Whereas, Unless the failing hillside is stabilized and the retaining wall replaced by a sound, permanent structure, the safety and viability of the Hillview Building will be threatened and the building's ability to contribute to community economic development and tax base growth severely diminished; and

Whereas, The estimated total cost of building a new retaining wall and exit stair addition at the Hillview Building is $135,000 -- $120,000 for construction work and $15,000 for architectural, permit and project-management fees; and

Whereas, The Council for the Spanish Speaking does not have budgeted funds for this necessary emergency repair project; and

Whereas, The Council for the Spanish Speaking has requested financial assistance from the City to repair the Hillview Building and, by extension, to aid the Council's efforts to promote economic development, job retention, creation and training, adult education, growth of the tax base and the provision of bilingual services to its neighborhood; now, therefore, be it

Resolved, By the Common Council of the City of Milwaukee, that the City Comptroller is directed to transfer $40,000 from the Development Fund Parent Account No. 9900-UR03310000A to Project Account No. 1910-UR0339XXXX (specific number to be assigned by the Commissioner of City Development) to fund a retaining wall and exit stair addition project at the Council for the Spanish Speaking's Hillview Building, 1615 S. 22nd Street; and, be it

Further Resolved, That the Commissioner of City Development is directed to enter into a Cooperation Agreement with the Council for the Spanish Speaking, Inc., to carry out this project using the appropriated funds.
Requestor

Drafter

LRB124816-1
JDO
01/20/2011

LEGISLATIVE REFERENCE BUREAU FISCAL ANALYSIS

COMMUNITY & ECONOMIC DEVELOPMENT COMMITTEE
JANUARY 31, 2011
Item 8, File #101221

File Number 101221 is a resolution directing the transfer and expenditure of $40,000 from the Development Fund capital account for a retaining wall replacement project at the Council for the Spanish Speaking's Hillview Building, 1615 S. 22nd Street.

Background

1. In 2007, the Council for the Spanish Speaking acquired a former nursing home at 1615 S. 22nd Street and transformed it into a community center that provides job training, education and other social services. The Council also rents space in the building to various organizations, including Community Advocates, which has 28 transitional housing apartments on the 2nd floor.

2. A hill and retaining wall behind the Hillview Building are collapsing onto the rear wall of the building, a situation which led to water and mud entering the building during recent heavy rains. The Council for the Spanish Speaking has taken various flood-control measures which are unsafe and cannot be sustained long-term (e.g., blocking rear doors which are also emergency exits).

3. The DCD Development Fund provides capital funding to complement and support a wide variety of private economic development projects and activities to encourage growth of the City's tax base. In 2010, the Development Fund has been used to pay for site preparation and improvements in the Bishop's Creek redevelopment project area ($240,000), environmental testing, remediation and demolition on various brownfield sites ($500,000), creation of the Central Business District Focus Retail Program ($75,000) and relocation of electrical services in conjunction with the Silver City Townhomes project.

4. The 2009 and 2010 City budgets provided $1,800,000 and $1,050,000 for the Development Fund, respectively. The adopted 2011 Budget includes $1,500,000.

5. The Council for the Spanish Speaking has requested $135,000 in City financial assistance to construct a new retaining wall and exit stair addition at the Hillview Building.

6. On December 21, 2010, the Common Council adopted File Number 100606, a resolution appropriating $95,000 from the Development Fund for the Hillview Building retaining wall project. However, this file was vetoed by Mayor Barrett. In his veto letter, the Mayor indicated that he would support a grant of $40,000 from the Development Fund to the Council for the Spanish Speaking for this project.

Discussion

1. This resolution directs the City Comptroller to transfer $40,000 from the Development Fund parent capital account to a project subaccount for funding a retaining wall and exit stair addition project at the Council for the Spanish Speaking's Hillview Building, 1615 S. 22nd Street.

2. The resolution also directs the Commissioner of City Development to enter into a cooperation agreement with the Council for the Spanish Speaking to carry out this project using the appropriated funds.

Fiscal Impact

1. The current unallocated balance in the Development Fund, including funds carried over from previous years, is $2,633,638.

2. This resolution authorizes a fund transfer and expenditures totaling $40,000, which will reduce the balance in the Development Fund to $2,593,638.

Prepared by: Jeff Osterman, x2262
LRB-Research & Analysis Section
January 27, 2011

cc: Rocky Marcoux
Martha Brown
David Schroeder

NOTICES SENT TO FOR FILE : 101221

NAME	ADDRESS	DATE NOTICE SENT		
Ald. Donovan	**District 8**	1/27/11		
Ald. Witkowiak	District 12	x		
Jim Owczarski	CC Deputy	x		
Jeannie Laskowski	DCD	x		
Tony Baez	Tonybaez2@aol.com	x		

City of Milwaukee

200 E. Wells Street
Milwaukee, Wisconsin 53202

Legislation Details (With Text)

File #:	101198 **Version:** 1		
Type:	Resolution	**Status:**	In Committee
File created:	1/19/2011	**In control:**	COMMUNITY & ECONOMIC DEVELOPMENT COMMITTEE
On agenda:		**Final action:**	
Effective date:			
Title:	Substitute resolution relative to application, acceptance and funding of a Community Development Block Grant Supplemental Disaster Allocation Emergency Assistance Program for Business Mitigation grant from the U.S. Department of Housing and Urban Development through the Wisconsin Department of Commerce for projects in the 1st, 7th and 13th Aldermanic Districts.		
Sponsors:	ALD. WADE, ALD. WITKOWSKI		
Indexes:	COMMUNITY BLOCK GRANT ADMINISTRATION, COMMUNITY DEVELOPMENT BLOCK GRANT, FEDERAL GRANTS, STATE GRANTS		
Attachments:	Grant Application.pdf, Hearing Notice List		

Date	Ver.	Action By	Action	Result	Tally
1/19/2011	0	COMMON COUNCIL	ASSIGNED TO		
1/27/2011	0	COMMUNITY & ECONOMIC DEVELOPMENT COMMITTEE	HEARING NOTICES SENT		
1/27/2011	0	COMMUNITY & ECONOMIC DEVELOPMENT COMMITTEE	HEARING NOTICES SENT		

Number
101198
Version
SUBSTITUTE 1
Reference

Sponsor
ALD. WADE AND WITKOWSKI
Title
Substitute resolution relative to application, acceptance and funding of a Community Development Block Grant Supplemental Disaster Allocation Emergency Assistance Program for Business Mitigation grant from the U.S. Department of Housing and Urban Development through the Wisconsin Department of Commerce for projects in the 1st, 7th and 13th Aldermanic Districts.
Analysis
This resolution authorizes the Community Development Grants Administration to apply for, accept and fund a Community Development Block Grant Supplemental Disaster Allocation Emergency Assistance Program for Business Mitigation grant from the U.S. Department of Housing and Urban Development through the Wisconsin Department of Commerce in the amount of $3,800,000 with a City share of $1,550,000 and a grantor share of $2,250,000. The purpose of this project is to provide flood mitigation funds to businesses which experienced flooding on June 7 and 8, 2008.
Body
Whereas, The City of Milwaukee appears to be eligible for grant funds from the U.S. Department of Housing and Urban Development through the Wisconsin Department of Commerce for a Community

Development Block Grant Supplemental Disaster Allocation Emergency Assistance Program for Business Mitigation grant project; and

Whereas, This grant project provides flood mitigation funds to businesses which experienced flooding on June 7 and 8, 2008; and

Whereas, The grant application was submitted on January 7, 2011 to the Wisconsin Department of Commerce as part of the "Community Development Block Grant Supplement Disaster Allocation Emergency Assistance Program for Business Mitigation"; and

Whereas, The operation of this grant from 2/1/2011 to 12/31/2012 would cost $3,800,000 of which, $1,550,000 (40%) would be provided by the City and $2,250,000 (60%) would be provided by the grantor; and

Whereas, These grant funds will be used for the following projects in 3 areas impacted by the June 2008 floods:

1. The Oak Creek Flood Management Project includes the possible acquisition and relocation of 2 properties and construction of a berm for a 3rd property in the S. 13th Street and W. College Avenue intersection. The requested grantor amount for this activity is $800,000 with a match in the amount of $900,000 coming from the Milwaukee Metropolitan Sewerage District (13th Aldermanic District).

2. The DRS Berm and Internal Flood Protection Design and Construction Project which includes construction of an earthen dam to protect the property and other engineered measures to prevent additional flood damage. The requested grantor amount for this activity is $350,000 with a match in the amount of $150,000 coming from DRS (1st Aldermanic District).

3. The 30th Street Corridor/Century City Design and Flood Mitigation Project which includes assessing and determining the best management practices to be implemented at Century City and the surrounding infrastructure. The requested grantor amount for this activity is $1,100,000 with a match in the amount of $500,000 coming from Century City TID #74 (7th Aldermanic District).

;now, therefore, be it

Resolved, By the Common Council of the City of Milwaukee, that application to the Wisconsin Department of Commerce is authorized and the Community Development Grants Administration shall accept this grant without further approval unless the terms of the grant change as indicated in the section 304-81 Milwaukee Code of Ordinances; and, be it

Further Resolved, That the City Comptroller is authorized to:

1. Commit funds within in the Project/Grant Parent of the 2011 Special Revenue Grant and Aid Projects Fund the following amount for the program/project titled Community Development Block Grant Supplemental Disaster Allocation Emergency Assistance Program for Business Mitigation:

<u>PROJECT GRANT</u>
GR0001100000

<u>FUND</u>

0150

ORG
9990

PROGRAM
0001

BY
0000

SUB CLASS
R999

ACCT
000600

PROJECT
GRANTOR SHARE

AMOUNT
$2,250,000

2. Create the necessary Grant and Aid Project/Grant and Project/Grant levels; budget against these Project/Grant values the amount required under the grant agreement;

3. Establish the necessary City Share Project Values; and, be it

Further Resolved, That these funds are budgeted for the Community Development Grants Administration which is authorized to:

1. Expend from the amount budgeted for specified purposes as indicated in the grant budget and incur costs consistent with the award date;

2. Enter into subcontracts as detailed in the grant budget; and, be it

Further Resolved, That all departments/agencies are required to submit budget and activity reports in amounts and according to any conditions approved by the Common Council and the Mayor in conformance with File Number 74-92-5v to the Community Development Grants Administration and the City Comptroller for their review and approval.

Requestor

Drafter
LRB124882-2
Amy E. Hefter
1/26/2011

City of Milwaukee

Department of City Development

City Plan Commission
Neighborhood Improvement
Development Corporation
Redevelopment Authority

Rocky Marcoux
Commissioner

Martha L. Brown
Deputy Commissioner

January 7, 2011

Ms. Stone,

I am pleased to submit two original copies of the City of Milwaukee's application for the Wisconsin Department of Commerce's "Community Development Block Grant Supplemental Disaster Allocation Emergency Assistance Program for Business Mitigation."

In 2008, the City of Milwaukee experienced the second wettest June in recorded history. Flooded roads were closed, drivers and passenger had to be rescued from their cars, buildings collapsed, basements were inundated with flood waters, and sewers backed up into homes and businesses creating safety and health risks. As a community we have been working closely with those businesses that were impacted by the floods but have few financial resources. A grant program such as this one is a critical piece in assisting these companies and allowing them to focus on their core business.

If you should have any questions as you review this application, please do not hesitate to call me at 414-286-8682.

Respectfully,

David P. Misky
Assistant Executive Director- Secretary
Redevelopment Authority of the City of Milwaukee

809 North Broadway, Milwaukee, WI 53202-3617 (414) 286-5800
www.mkedcd.org (Department of City Development)
www.choosemilwaukee.com (Milwaukee Business Information)

City of Milwaukee Application for CDBG-EAP Funds

Table of Contents

APPLICATION FOR CDBG-EAP FUNDS

Applicant(s) Name: City of Milwaukee **County:** Milwaukee

☐ Check here if you are submitting a joint application

FEIN #: City of Milwaukee FEIN 39-6005532

E-mail: skenea@milwaukee.gov **Fax:** 414-286-5003

Date of Disaster: June 5 – July 25, 2008

Mailing Address:

Street/Box	City/Village	Zip
200 East Wells Street, DOA,-City Hall	Milwaukee, WI	53202

Physical Location, if different from above:

Street/Box	City/Village	Zip	Phone
Same			

Contact Person:

Name	Title
Susan Kenealy	City of Milwaukee Grant Coordinator

Address:

Street/Box	City/Village	Zip	Phone
200 East Wells Street	MILWAUKEE, WI,	53201	414-286-5583

E-mail: skenea@milwaukee.gov

Application Prepared By: Dave Misky, Redevelopment Authority of the City of Milwaukee (414) 286-8682

The amount requested for Business Assistance **$2,250,000** in repairs not covered by other funding sources (e.g. FEMA, insurance, SBA, donations, etc.).

(details listed in attached budget section)

Chief Elected Official:

Name	Title	Signature	Date
Thomas Barrett	MAYOR	Thomas Barrett	01/06/11

Address, if different:

Street/Box	City/Village	Zip	Phone
Same			(414) 286-2200

A. PROJECT DESCRIPTION

A1. Damages

June of 2008 was the second wettest June in recorded history for the City of Milwaukee. Beginning with storms on June 7 and 8, Milwaukee was inundated with relentless rain. The greatest 48 hour rainfall ever recorded, 7.18 inches, fell within the city of Milwaukee creating devastating consequences. The massive and drenching storms caused widespread flooding throughout Milwaukee County. Milwaukee County Sheriff, David Clarke Jr., reported that county storm damages exceeded $138 million. A total of 11,488 residential homes in Milwaukee County sustained damage totaling nearly $99 million and 325 businesses sustained damage totaling approximately $8.1 million.

The City of Milwaukee was hard hit. Over 1,100 residences reported damages exceeding $23 million. Flooded roads were closed, drivers and passenger had to be rescued from their cars, buildings collapsed, basements were inundated with flood waters, and sewers backed up into homes creating safety and health risks. The Police and Fire Departments called in extra crews to deal with closings, rescues, natural gas leaks and fires caused by the storm. The Department of Public Works brought in all available personnel to deal with removing debris and restoring flow at catch basins and to unplug clogged sewers.

Particularly hard hit was the **flood plain of the Oak Creek basin**, approximately 1 mile west of the General Mitchell International Airport, at the intersection of S. 13th Street and W. College Avenue in the City of Milwaukee. The volume of water during June 2008 that caused flooding in this area was exasperated due to the undersized bridge opening underneath West College Avenue and the Canadian Pacific Rail crossing that could not accommodate the flows of the North Branch of Oak Creek. The Oak Creek Watercourse Management Plan does not anticipate replacement of the bridge or rail crossing any time soon and the cost to complete would be expensive.

Three properties near the intersection of S. 13th Street and W. College Avenue were particularly impacted. A large portion of their properties and buildings lie within the SEWRPC mapped Oak Creek floodplain, also known as the high hazard flood plain, and was flooded in June 2008 causing significant economic damage to their facilities and disrupting business operations at the facilities. The addresses for the three properties are 950 W. College Avenue, 980 W. College Avenue, and 6200-6214 S. 13th Street.

The owners of the three properties have been working with the Milwaukee Metropolitan Sewerage District (MMSD) and the City of Milwaukee on solutions to the problem which also occurred in June 2009 and July 2010. While no agreement has been reached with any of the owners, one possible solution may be acquisition and relocation. Based on estimates by MMSD in their Oak Creek Updated Phase 1 Watercourse Management Plan, the cost for acquisition and relocation for all three properties is at least $3.8 million. Obviously, this would result in a long-term mitigation project that will prevent future damage from occurring on these properties; however, the cost to implement this alternative is significant whereby other alternatives should be examined. One of the properties (6200-6214 S. 13th Street) has worked with the MMSD and the City on designing and constructing an earthen berm between their building and the creek, protecting them from similar flood events.

City staff has met with the affected businesses and have anecdotal evidence of the damages in 2008 and 2010. It is evident from the business owners' comments that the damages in 2010 were very much a repeat of the damages in 2008, which added to their frustration and increase the urgency to respond with some mitigation efforts.

A1. Damages (continued)

In addition to the Oak Creek basin area described, several other commercial areas were hit hard and sustained substantial damage during the June 2008 rains. In the **Lincoln Creek Watershed,** located within the City's CDBG area, there was significant damage to businesses. The area is also part of Milwaukee's 30th Street Industrial Corridor, a key industrial area identified in 2006 by the City and State of Wisconsin as a top economic development priority to stabilize neighborhoods, address environmental conditions, attract and retain businesses, and create jobs.

In particular, the flooding of June 2008 created substantial property damage near North 31st Street and West Capitol Drive including two companies within the Lincoln Creek Watershed. Eaton Corporation has been serving the needs of its customers for nearly 100 years and has been located at 4201 N. 27th Street since 1978 when Eaton acquired Cutler-Hammer Inc., a company that supplies industrial control and power distribution, aircraft, commercial, appliance and semiconductor products. In 2002, Eaton sold its Navy Controls business to DRS Power & Control Technologies Inc. (4265 N. 30th Street), a leading supplier of high-performance power conversion and instrumentation and control systems for the U.S. Navy's combatant fleet, including nuclear-powered and conventionally-powered ships. Because of the acquisition, the two distinct companies share common walls at their campus but, collectively, have over 550 highly skilled employees at this location.

The flooding in the Lincoln Creek Watershed during the June 2008 rains caused economic damage to DRS and Eaton where the floods forced a shutdown of a portion of each of their facilities. The economic damage reoccurred in 2009 and was even more evident in 2010 where DRS incurred approximately $22 million of damage and Eaton over $3 million. Building a berm along the southern property line of DRS and installing submarine door(s) and plugs to separate the basement portions of the connecting buildings is paramount to the economic health of both firms.

In general, this area of the city represents some of the densest neighborhoods in the city. Despite the successes of businesses like DRS and Eaton, the 30th Street Corridor was once a major manufacturing hub and home to numerous other businesses that employed a high percentage of area residents. Beginning in the 1970s through today, employment opportunities declined precipitously, Tower Automotive, a former owner of the site known as Century City, declared bankruptcy, and a once proud symbol of Milwaukee's industrial power became a visual representation of disinvestment and deterioration. At its peak, the site employed more than 9,000 people and provided a gateway to the middle class for generations of families. Today, the percentage of residents employed in manufacturing has declined from nearly 40 percent to less than 15 percent over the last 30 years.

The decline of manufacturing coupled with the presence of numerous brownfield sites have contributed to a downward spiral in the health of the neighborhoods surrounding Century City, increasing unemployment, vacancies, business closures, crime and poverty. These neighborhoods represent a population of Milwaukee with the greatest need. Census data shows that unemployment in 2000 around Century City was 16-25% in varying block groups, more than three times Milwaukee's (2000) unemployment rate. Since 2000, the manufacturing sector has continued to erode and Milwaukee has suffered as a result of the recession, and, absent updated census data, it would be reasonable to assume that economic indicators have significantly worsened. Within a one-mile radius of Century City, nearly one-third of the residents live below the poverty rate. More than 97% of the population is minority, 35% of the residents do not hold a high school degree, and 33% of the area residents do not have access to a vehicle. Since January 1, 2008, foreclosure filings have been initiated against over 20% of all one- and two-family homes in the neighborhood surrounding Century City, whereas the City of Milwaukee average for the same time period is 11.8%.

Since 2008 the City of Milwaukee has taken significant steps to address these economic challenges including the flooding problem in the 30th Street Industrial Corridor. These steps have involved significant real estate acquisitions such as the former A.O. Smith/Tower Automotive property. The redevelopment of this property alone will have a significant impact on environmental conditions, flooding problems, and other economic investment limitations in this part of the city. The redevelopment consists of approximately 84 acres and is part of an overall $34.5 million public investment to redevelop the site into a modern business park with residential and retail amenities. The area is bounded by West Capitol Drive to the north, West Townsend Street to the south, West Hopkins Street to the east, and a rail line to the west.

(See Table of Contents for support documentation)

A2. Activities to be funded:

1a) Oak Creek Flood Management: Three commercial properties currently located in the Oak Creek high hazard floodplain are being considered for flood-proofing which may include acquisition and relocation followed by demolition of any structures. However, the cost to perform such activities is approximately $3.8 million and may not be financially feasible. An alternative may be the acquisition and relocation of two of the properties and construction of a berm to protect the third property.

For the acquisition and relocation services, the Department of City Development/Redevelopment Authority of the City of Milwaukee (RACM) will provide to the operating businesses, working with the owner to identify suitable replacement options with the goal to make it possible for the business to relocate within the City of Milwaukee. The acquisition/demolition/ relocation of the two commercial properties within the Oak Creek Project area will reduce the risk of flooding for several other surrounding businesses since the acquired properties will be used as flood mitigation.

The design and construction of an earthen berm to protect the hotel property is likely the most cost-effective mitigation step. The hotel has been working with MMSD and the City of Milwaukee on the concept which would protect their investment at this location.

2) DRS Berm and Internal Flood Protection Design and Construction: In the Lincoln Creek Watershed, design and construct an earthen berm and other flood protection methods including submarine doors and a tunnel plug further separating the DRS facility (4265 N. 30th Street) and the Eaton facility (4201 N. 27th Street). There is currently little perimeter floodwall protection and, what does exist, is not capable of providing adequate flood risk reduction. The MMSD, the City of Milwaukee, DRS, and Eaton agree that an improved flood protection system is the preferred method for addressing the increased flood risk at their facilities. The companies have budgeted $100,000 for design and construction of an earthen berm and improved internal drainage system at the facilities will provide adequate drainage in the event of a storm greater than the 1% probability flood.

3) 30th Street Corridor/Century City Design and Flood Mitigation Century City represents the largest contiguous property in the area. Approximately 100% of the site is covered by impervious material (concrete, asphalt, and compacted gravel) and the current stormwater conveyance system (i.e., catch basins and sewer pipes) is complex and in disrepair. The City of Milwaukee acquired this property to address the blighting influence it has on the area and improve the infrastructure.

One of the challenges is that the Century City property sits on the dividing line between the Separated Sewer and Combined Sewer Areas. Because of the density and antiquated infrastructure, stormwater can easily overwhelm the underground infrastructure, public right-of-ways, and Lincoln Creek causing flooding and sewer backups inside homes and businesses. It also makes West Capitol Drive and West Townsend Street susceptible to flooding.

As the City of Milwaukee moves forward with redevelopment activities, it plans to completely reconstruct the stormwater management system to help mitigate flooding in the area. This will significantly limit the amount of water that leaves the site and enters the system. The physical environment in this part of the city is very challenging and makes flood mitigation difficult. Because of the area's density, large scale infrastructure reconstruction is difficult and flood mitigation will not be limited to a signal solution. A multi-pronged approach will be necessary and will involve public-private partnerships to achieve our common goal.

The flood mitigation approach will include an overhaul of the public and private sewer conveyance systems. The City of Milwaukee plans to implement a number of best management practices including, but not limited to, detention pond, bio-retention cells, bio-swales, green roofs, underground storage, and porous pavement. The City will also coordinate redevelopment activities with the Department of Public Works to upgrades public infrastructure in the surrounding streets and transportation corridors. DPW will be asked to conduct more frequent street cleaning which can play a role in limiting flooding. The total cost of implementing these measures is $1.6 million with the City providing $500,000 in match.

3. Available Resources

The City is operating under enormous fiscal pressure at a time when unemployment, poverty and the need for basic social services has increased dramatically. The result is an unprecedented need for CDBG funds to shore up basic city programs and assist non-profits offering critical social service and neighborhood based programs. Although CDBG entitlement funds are stretched to the absolute limit, the City is successfully marshalling other internal and external funding resources to implement these vital projects.

Milwaukee is the largest City in Wisconsin and contains the largest concentration of LMI housing in the state. According to the 2000 census figures, 21.3% of residents fell below Federal poverty guidelines making Milwaukee home to the state's largest concentration of LMI households, and straining available funds for City programs. Data also indicates that

- ► The City's housing stock is aging with over 42% built prior to World War Two;
- ► The housing vacancy rate more than doubled in the City between 1990 and 2008 when it was measured at 11.3%. (The recent housing crisis has resulted in a spike in foreclosures and pushed demand to the rental market.);
- ► Milwaukee is the most ethnically and racially diverse city in the county, metro area, and the state. More than 53% of city residents are racial and ethnic minorities and 88% of Milwaukee County's minority population lives in the City of Milwaukee including 96% of the County's black population and 81% of the County's Hispanics;
- ► The City's poverty rate peaked at 26.2% in 2006, the 8th highest among US cities with populations over 250,000; and
- ► In September of 2009, the Wisconsin Department of Workforce Development estimated the unemployment rate in Milwaukee reached11%.

With growing poverty and increasing need, the city's Community Development Block Grant (CDBG) entitlement has been stretched but cannot meet all of the ongoing needs. Funding is highly sought and has been used to fund basic city programs and assist non-profits offering critical social service and neighborhood based programs. The CDBG entitlement funds could not have been made available for flood damage rehabilitation or for repair or housing relocation due to floods without severely impacting other programs serving LMI residents. In 2010, the allocation of U.S. Housing and Urban Development funds includes program funding in the area of Community Development Block Grant ($16,900,000); HOME ($6,900,000); Emergency Shelter Grants ($741,009); and Housing for People with Aids – HOPWA ($531,988) for a total of $25,072,997.

However, other funding totally more than $1,550,000 will be used to match CDBG-EAP funds being applied for (see attached budget for details). Funding partners include the City of Milwaukee, the Milwaukee Metropolitan Sewerage District, and private businesses.

B. Projects Timetable

Oak Creek Flood Management Schedule

S. 13th Street and West College Avenue Acquisition Approval	1st Quarter 2012
Berm Design and Engineering	2nd Quarter 2012
Berm Construction	4th Quarter 2012
Business/Property Acquisitions Completed (ER completed)	4th Quarter 2012
Owner relocation start	4th Quarter 2012
Owner relocation completed	2nd Quarter 2013
Business/Property Demolition Project Start	2nd Quarter 2013
Business/Property Demolition Project Completion	4th Quarter 2013

DRS Berm and Internal Flood Protection Design and Construction Schedule

Memorandum of Understanding Signed Start	3rd Quarter 2011
Design Project Start	3rd Quarter 2011
Design Completed (ER Completed)	1st Quarter 2012
Construction Start*	1st Quarter 2012
Construction Completion	3rd Quarter 2012

*Design and Construction will be managed by DRS and Eaton Corp.

30th Street Corridor/Century City Design and Flood Mitigation Schedule

Design Project Start	3rd Quarter 2011
Design Completed (ER Completed)	2nd Quarter 2012
Construction Start	1st Quarter 2013
Construction Completion	3rd Quarter 2013

Davis Bacon wage rates will apply to all project activity.

C. Capacity

1. Who will be responsible for program administration? (check all that apply)

___X_ Applicant staff
_____ Consultant staff
___X_ Other (specify) Redevelopment Authority- City of Milwaukee (RACM) and Milwaukee Metropolitan Sewerage District (MMSD)

2. Identify the personnel and the percentage of time that will be involved with carrying out the program activities. Include Name, Title, Current/ongoing duties, estimated time to be devoted to CDBG-EAP activities.

Mr. Dave Fowler, CFM,
Senior Project Manager
Milwaukee Metropolitan Sewerage District
Mr. Fowler will devote 15% of his time to CDBG – EAP activities.

Mr. Dave Misky, MS
Assistant Executive Director of the Redevelopment Authority of the City of Milwaukee.
Mr. Misky will devote 40% of his time to CDBG – EAP Activities

3. Identify the relevant experiences of the person/agency that will administer the proposed activities:

Mr. Fowler holds a Masters degree in Stream Ecology and is a Certified Floodplain Manager since 2002. With 28 years of experience at MMSD, Mr. Fowler has managed projects encompassing over 150 Million dollars in project budgets. His accomplishments include planning, design, and construction of Hart Park Flood Management Project on the Menomonee River Creek, the Whitnall Park Creek Flood Management Project and the Underwood Creek Restoration Project. Dave was also responsible for the planning and design for portions of the Lincoln Creek Flood Management Project. He is a member of numerous professional associations and has served on the boards of several national organizations in his field. Mr. Fowler will lead the project overseeing all activities within the Kinnickinnic River corridor, the 30th Street Corridor, and the Menomonee Valley.

Mr. Misky manages all housing/development initiatives and environmental mitigation along with financing oversight for the Redevelopment Authority of the City of Milwaukee (RACM). He has over 14 years of diversified experience in real estate development with a strong focus on environmental issues. He currently oversees the City of Milwaukee's real estate, 30th Street Industrial Corridor, and Brownfield programs. Mr. Misky and his team manage projects from small vacant residential lots to vast economic drivers that address development plans, zoning changes, gap financing, and environmental aspects of remediation and sustainability. He managed the Menomonee Valley Industrial Center, an award-winning project often known as the most visible Brownfield in the State of Wisconsin. Mr. Misky holds a bachelors degree in Biological Sciences from UW-Milwaukee and a Master's degree in Water Resources from the Institute of Environmental Studies, UW-Madison.

D. CDBG-EAP BUDGET (see attached excel spreadsheet)

PROGRAM COMPONENT ACTIVITIES	TOTAL PROJECT $	CDBG-EAP $ AMOUNT	Admin	Units			
					Other Committed Resources	Source	
1. Oak Creek Flood Management							
Flood-Proofing (e.g. Acquisition/Relocation)	>$1,500,000	$700,000		2	$800,000	City/MMSD	
Berm	$200,000	$100,000		1	$100,000	City/MMSD	
2. DRS Berm and Internal Flood Protection Design and Construction							
Planning & Preliminary Engineering	$50,000				$50,000	City/Private	
Berm	$200,000	$150,000			$50,000	City/Private	
Submarine Doors and Plugs	$250,000	$200,000		10	$50,000	City/Private	
3. 30th Street Corridor/Century City Design and Flood Mitigation							
Planning & Preliminary Engineering	$200,000				$200,000	City/TID	
Wet Detention Pond	$550,000	$450,000			$100,000	City/TID	
Bio-Retention Cells/Bio-swales	$850,000	$650,000			$200,000	City/TID	
Totals	**$3,800,000**	**$2,250,000**			**$1,550,000**		

Photograph No. 1

Hotel located at 6200-6214 S. 13th Street

Photograph No. 2a

Noel's Complete Auto Service – 980 W. College Avenue

Photograph No. 2b

Noel's Complete Auto Service – 980 W. College Avenue

Photograph No. 3a

DRS – 4265 N. 30th Street

Photograph No. 3b

DRS – 4265 N. 30th Street

Photograph No. 4a

Eaton Corporation – 4201 N. 27th Street

Photograph No. 4b

Eaton Corporation – 4201 N. 27th Street

Photograph No. 5

N. 30th Street and W. Burleigh Street

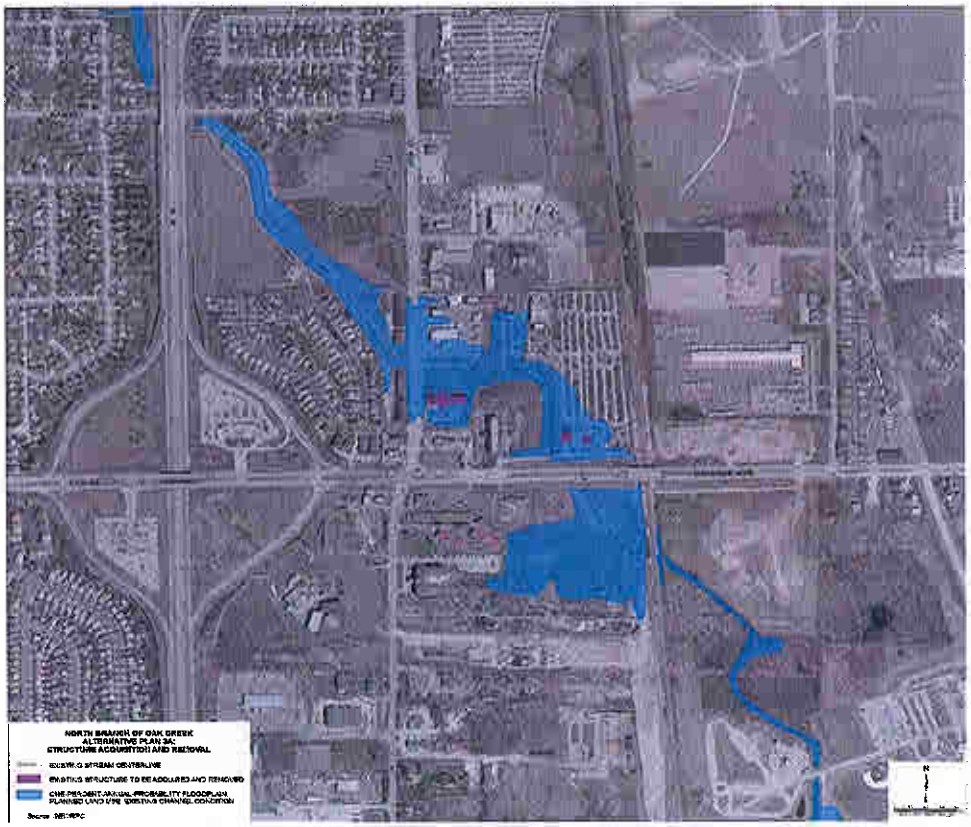

Photograph No. 6

Flood Plain on North Oak Creek

SEWRPC Staff Memorandum

OAK CREEK UPDATED PHASE 1 WATERCOURSE MANAGEMENT PLAN
SUMMARY OF FLOOD MANAGEMENT ALTERNATIVES
NORTH BRANCH OF OAK CREEK
August 5, 2010

The following flood management alternatives were evaluated to alleviate structural flood problems along the North Branch of Oak Creek upstream of the CP Rail crossing located south of W. College Avenue at river mile 4.74. The alternatives were designed to address flooding up to and including the one-percent-annual-probability (100-year recurrence interval) flood event.

There are three commercial buildings identified as being at risk of flooding during the one-percent-annual-probability event along this reach of the North Branch, all located in the City of Milwaukee between W. College Avenue and S. 13th Street. This assessment is based on revised hydrologic and hydraulic modeling that reflects MMSD field survey information obtained in December 2009 and March 2010, along with a correction made to the current effective hydrologic model. The buildings identified are located at 950 W. College Avenue, 980 W. College Avenue, and 6200-6214 S. 13th Street. Flood damages to these structures are estimated to be $599,000 during the one-percent-annual-probability flood event. Average annual damages along this reach are estimated to be about $16,400 and include damages to an additional eight structures located within the 0.2-percent-annual-probability floodplain. Structures within the 0.2-percent floodplain were considered under this study for two purposes. The first was to better define the anticipated average annual damages, which was obtained by integrating the expected damages for a range of floods, including the 10-, 2-, 1-, and 0.2-percent-annual-probability events. The second purpose was to identify potential critical use facilities in accordance with the agreement governing this study.

In addition to those noted above, there is only one other building along the North Branch of Oak Creek that was identified as being subject to flooding during the one-percent-annual-probability event. That is an apartment building located near S. Wildwood Drive in the City of Oak Creek, about 2.7 miles downstream of the subject CP Rail crossing. The distance of this one building from the rest of the problem area renders a "regional" solution that addresses the entire North Branch of Oak Creek unfeasible. Thus this building was not included in the economic evaluation for the alternatives described herein. None of the alternatives set forth below has a significant impact on flooding at this building location.

Under the current regulatory floodplain situation (Milwaukee County FIS) these same three commercial buildings are identified as being at risk.

NOTE: Only Structure Acquisition and Removal alternatives contained herein.

ALTERNATIVE 3a: STRUCTURE ACQUISITION AND REMOVAL

This alternative calls for the purchase and removal of the three structures identified as being in the one-percent-annual-probability floodplain. The alternative has an estimated capital cost of $3.8 million with no annual operation and maintenance costs. Structure flooding for events up to and including the one-percent-annual-probability event would be eliminated. The capital cost is based on 2010 City of Milwaukee real estate assessments and includes purchase of both land and improvements, along with consideration of relocation and demolition expenses.

ALTERNATIVE 3b: STRUCTURE FLOODPROOFING, ELEVATION AND REMOVAL

This alternative assumes that effective floodproofing of the three structures identified as being in the one-percent-annual-probability floodplain is possible. The alternative has an estimated capital cost of $0.7 million with no annual operation and maintenance costs.

The floodproofing method or methods employed will likely vary and depend on the layout and use of the building as well as its structural integrity. Possible measures include re-grading the area around the building, installation of bulkhead doors, and relocation of utilities to the flood protection elevation. In some cases it may require construction of a floodwall around the perimeter of the building or property. Such walls typically have openings to provide normal access during non-flood periods. These openings can be closed during a flood event to prevent the intrusion of floodwater. The method chosen should allow for continued use of the building during non-flood periods. In some cases access or use of the building during a flood may be restricted.

* * *

#152525 V2 -NBOC FLOOD CONTROL ALTERNATIVES DESCRIPTION
330-3024
RJP/
Revised 8/5/10, 7/19/10

Assessment Detail and Listing Characteristics

Taxkey	Premise Address	Nbhd	Plat	Assessment County	Class
6889972100	6200-6214 S 13TH ST	6440	68803	Milwaukee	Special Mercantile

Ownership Information	Conveyance		Assessment Information		
CI OF MILWAUKEE-AIRPORT LLC	Deed Type	QC	Year	Current	Previous
	Date	2008-06-20	Land	224100	224100
2418 CROSSROADS DR, #3800	Fee	11700.00	Imprv	2075900	2075900
MADISON WI 53718	*Name Change: 2008-08-11*		Total	2300000	2300000

Org Year	Drop Year	Zoning	Ald. District	Census
		LB1	13	217-915

Legal Description

LANDS IN SW 1/4 SEC 32-6-22 COM W LI & 368.75' N OF SW COR SD 1/4 SEC-TH N 250'-TH E 305.25'-TH S 250'-TH W 305.25' TO BEG EXC W 45' FOR ST BID 40

Lot Sqft	Lot Acres	Lot Frontage	Lot Depth	Excess Land	Total Sqft
0	1.4940	0	0	0.0000	65079

Building	Stories	Description	Gross Area	Units	Exterior Wall	Year Built
1	3.0	Hotel Limited-Mid Price	45532	81	Alum/Vinyl Siding	1999

Building	Unit Nr	Use Description	Area	Floor	Similar Units	Mkt Rent SqFt
1	6200	Hotel Full-Luxury	45522	M	81	0.00

Recent Permits Owner History Sale History Assessment History Tax Balance About Site

Data Provided By Assessor Query From: 10.5.9.196

Assessment Detail and Listing Characteristics

Taxkey	Premise Address	Nbhd	Plat	Assessment County	Class
6880101000	980 W COLLEGE AV	6290	68803	Milwaukee	Local Mercantile

Ownership Information

NOEL A LATUS
SHERI M LATUS
5701 SANDVIEW LN
RACINE WI 53046

Conveyance

Deed Type	WD
Date	2002-08-01
Fee	900.00

Name Change: 2009-04-02

Assessment Information

Year	Current	Previous
Land	39200	39200
Imprv	281600	281600
Total	320800	320800

Org Year	Drop Year	Zoning	Ald. District	Census
2003-72		IL1	13	???-???

Legal Description

CERT SURVEY MAP NO 7123 IN SW 1/4 SEC 32-6-22 PARCEL 1 BID 40

Lot Sqft	Lot Acres	Lot Frontage	Lot Depth	Excess Land	Total Sqft
19575	0.0000	0	0	0.0000	19575

Building	Stories	Description	Gross Area	Units	Exterior Wall	Year Built
1	1.0	Auto & Auto Body Repair	4800	1	Metal Siding	1988
2		Billboard		2	Other	N/A

Building	Unit Nr	Use Description	Area	Floor	Similar Units	Mkt Rent SqFt
1	N/A	Auto Repair	4800	1	1	15.00

Photographs of Property

Filename	Caption
6880101000_20056_13018.JPG	taken 06/09/2005
6880101000_20056_13027.JPG	taken 06/09/2005
6880101000_20056_13044.JPG	taken 06/09/2005

Recent Permits | Owner History | Sale History | Assessment History | Tax Balance | About Site

Data Provided By Assessor Query From: 10.5.9.196

Assessment Detail and Listing Characteristics

Taxkey	Premise Address	Nbhd	Plat	Assessment County	Class
6880102000	950 W COLLEGE AV	6290	68803	Milwaukee	Local Mercantile

Ownership Information

BROWN ESTATES PROPERTY LLC
6102 S 13TH ST
MILWAUKEE WI 53221

Conveyance

Deed Type	QC
Date	2007-07-11
Fee	0.00

Name Change: 2007-09-27

Assessment Information

Year	Current	Previous
Land	372400	372400
Imprv	0	0
Total	372400	372400

Org Year	Drop Year	Zoning	Ald. District	Census
2003-72		IL1	13	???-???

Legal Description

CERT SURVEY MAP NO 7123 IN SW 1/4 OF SEC 32-6-22 PARCEL 2 BID 40

Lot Sqft	Lot Acres	Lot Frontage	Lot Depth	Excess Land	Total Sqft
0	6.6210	0	0	0.0000	288411

Building	Stories	Description	Gross Area	Units	Exterior Wall	Year Built
1	1.0	Salvage Yard	2403	1	Alum/Vinyl Siding	1978

Building	Unit Nr	Use Description	Area	Floor	Similar Units	Mkt Rent SqFt
1	N/A	Service Building	2403	1	1	6.57

Recent Permits | Owner History | Sale History | Assessment History | Tax Balance | About Site

Data Provided By Assessor Query From: 10.5.9.196

DRS Technologies
South/ East Window Area Wells
Milwaukee, WI
October 15, 2010

CSI #	Description	South/ East Window Area Wells
900	Pre-Construction Services	$ 2,720
1000	General Conditions	$ 10,992
1030	Safety and OSHA	$ 1,855
1220	Temp. Protection/ Enclosures	$ 7,911
1220	Builders Risk Insurance (By Owner)	
1410	Testing Allowance	By Owner
1500	Equipment	$ 1,836
1700	Clean Up	$ 2,357
2000	Asbestos/Lead Abatement - Allowance	
2030	Selective Demolition	$ 21,080
2035	Misc. Demolition & Repair - Allowance	
2200	Structure Excavation & Backfill	$ 22,850
2210	Contaminated Spoils Dump Fee Allowance	
2400	Poor Soil Allowance	
2510	Asphalt Pavement	
2530	Site Concrete	$ 10,976
2540	Curb & Gutter	
2830	Fences and Gates	
2910	Landscaping/Irrigation	
3300	Cast in Place Concrete	
3400	Precast Concrete	
4200	Masonry/ Glass Block Infill	$ 26,800
4500	Masonry Restoration/Cleaning - Allowance	
5100	Structural Steel	
5500	Metal Fabrications	
6100	Carpentry	
6400	Millwork and Casework	
7100	Dampproofing/ Waterproofing	$ 4,120
7200	Insulation	
7500	Roofing and Sheet Metal	
7900	Caulking and Sealants	
8100	Doors, Frames, & Hardware	
8400	Entrances and Storefront Windows	
8500	Glass & Glazing	
8600	Skylights	
9200	Metal Studs and Drywall	
9300	Tile	
9350	Floor Prep Allowance	
9500	Acoustical Ceilings	
9550	Acoustical Ceiling Clouds Allowance	
9650	Resilient Flooring and Carpet	
9690	Access Flooring & Handrails	
9700	Special Flooring	
9705	Polished Concrete Floors	
9900	Painting/Wall Coverings	
10000	General Specialties	
10100	Standard Marker/Tack Boards Allowance	
10110	Sliding Visual Display / Rail Systems	
10140	Signage Allowance	
10220	Folding Partitions (manually operated)	
10260	Corner Guards	
10280	Toilet Accessories & Lockers	
10522	Fire Extinguishers & Cabinets - Allowance	
10550	Postal Specialties (wall mailbox allowance)	
11400	Food Service Equipment Allowance	
11510	Equipment Disconnect & Relocate	
11520	Audio-Visual Equipment Allowance	
12500	Window Treatments Allowance	
12560	Modular Office Furniture Allowance	
12670	Entry Mats	
14200	Elevators	
14400	Wheelchair Lift	
14600	Hoists & Crane Structures	
15300	Fire Protection	$ -
15400	Plumbing	$ -
15500	HVAC	$ -
15955	Building Management System	
16000	Electrical	$ -
16700	Data/Comm. - Allowance	$ -
16990	Security System - Allowance	$ -
17000	Utility Service and Consumption (By Owner)	
	Project Subtotal	$ 113,497
	A/E Design Fees & Reimbursables	$ 2,790
	Civil Design	NIC
	A/E Assistance with MEP Design	NIC
	Permits (Milwaukee, WI)	$ 1,135
	Contingency	$ 10,000
	Shift Premium	NIC
	Liability Insurance	$ 943
	Construction Management Fee	12,836
	TOTAL	$ 141,201

AECOM

AECOM
1020 North Broadway, Suite 400, Milwaukee, Wisconsin 53202
T 414.225.5100 F 414.225.5111 www.aecom.com

Memorandum

Date: June 25, 2009

To: Mr. Benjamin Timm, City of Milwaukee – Department of City Development

From: Mr. Jaren Hiller, PE, AECOM

Subject: **Preliminary Analysis – Stormwater Management Facilities**
Former Tower Automotive - Redevelopment Site
AECOM Project #104277

A preliminary stormwater management analysis was completed and a conceptual construction cost estimate was developed for stormwater management facilities that may potentially be required for the redevelopment of the former Tower Automotive Site.

Two stormwater management approaches for the site were evaluated in the stormwater quality analysis, and conceptual construction cost estimate:

1) Wet Detention Pond - Manage stormwater from the 86 acre site with a single wet detention pond.
2) Bio-Retention Cells - Manage stormwater from the 86 acre site with a system of bioretention cells. It was assumed that 43 cells located throughout the site would be used to treat stormwater runoff.

The Source Loading and Management Model (WinSLAMM) was used with both approaches to estimate the annual sediment load reduction realized by the stormwater management facilities. Several iterations were run using WinSLAMM with various sized stormwater facilities. The assumed goal of the proposed stormwater management facilities was to achieve an 80-percent annual sediment load reduction. The results of the analysis for the two approaches are presented in Tables 1A and 1B.

Table 1A
Summary of WinSLAMM Results
Wet Detention Pond

Pond Normal Water Surface Area (ac)	Top of Pond Area* (ac)	% TSS Reduction
1.0	1.4	71%
1.5	1.9	77%
2	2.6	82%
2.5	3.1	85%

*Assumes vertical distance between top of pond area and normal water surface is 5 feet.

Table 1B
Summary of Win-SLAMM Results
Bio-Retention Cells

Surface Area* @ Bottom of Bio-Retention Cell (sf)	Surface Area* @ Top of Bio-Retention Cell (sf)	% TSS Reduction
1,200	2,175	74%
1,600	2,700	80%
2,000	3,200	83%
3,000	4,500	88%

*Surface Area for each bioretention cell. The analysis assumes 43 total cells (one for every two acres of the site).

Based on the WinSLAMM model results, and the goal of meeting an 80-percent annual sediment load reduction, a construction cost estimate was developed for the following:

1) Wet Detention Pond – Normal water surface area of 2.0 acres and top of the pond area of 2.6 acres. The pond would have a depth of five feet at normal water level, with five additional feet of storage above normal water level.
2) Bio-Retention Cells - 43 cells would be located throughout the site. The cells are assumed to be 1.5–foot deep surface depressions where stormwater infiltrates through an engineered soil, and can then flow out of the cell through an underdrain to the site drainage system. The bio-retention cells would also have a stand-pipe inlet structure to accept larger flows. Each cell would be 1,600 square feet on the bottom of the depression, and 2,700 square feet at the top. The total area needed for all bio-retention cells is 2.7 acres.

The construction cost estimates for both approaches are presented in Tables 2A and 2B.

Table 2A
Construction Cost Estimate - Wet Detention Pond

Item	Item Description	Unit	Quantity	Unit Cost	Total
1	Mobilization / Demobilization	LS	1	$5,000	$ 5,000
2	Outlet Structure	EA	1	$15,000	$ 15,000
3	Vegetation / Landscape	SY	3,000	$8	$ 24,000
4	Connect to Storm Sewer	LS	1	$15,000	$ 15,000
5	RIP-Rap	CY	5	$30	$ 150
6	Clay Base	SY	9,700	$1	$ 9,700
7	Excavation	CY	30,000	$5	$ 150,000
8	Excess Soil Hauling	CY	30,000	$10	$ 300,000
9	Erosion Control	LS	1	$ 15,000	$ 25,000
				Total Construction Cost	$ 543,850
				Land Acquisition	$ -
				Engineering / Management	$ 81,578
				15% Contingency	$ 81,578
				Total Cost	**$ 707,005**

Table 2B
Construction Cost Estimate - Bio-Retention Cells

Item	Item Description	Unit	Quantity	Unit Cost	Total
1	Mobilization / Demobilization	LS	1	$5,000	$ 5,000
2	6-inch Perforated Underdrain	LF	4,300	$10	$ 43,000
3	Stand-Pipe Overflow Structure	EA	43	$1,000	$ 43,000
4	Hardwood Mulch	SY	16,000	$6	$ 96,000
5	Vegetation / Landscape	SY	16,000	$6	$ 96,000
6	Engineered Soil	CY	8,000	$30	$ 240,000
7	Filter Fabric for Underdrain	SY	1,400	$10	$ 14,000
8	Pea Gravel	CY	3,000	$30	$ 90,000
9	Excavation	CY	13,000	$5	$ 65,000
10	Excess Soil Hauling	CY	13,000	$10	$ 130,000
11	Erosion Control	LS	1	$ 15,000	$ 15,000
				Total Construction Cost	$ 837,000
				Land Acquisition	$ -
				Engineering / Management	$ 125,550
				15% Contingency	$ 125,550
				Total Cost	**$ 1,088,100**

It should be noted that the land area needed for a single wet pond would likely require a separate lot / outlot. The land needed for a system of bio-retention cells could potentially be located within development lots (e.g. setbacks and open space as typically required by zoning codes) thereby reducing the land area exclusively set aside for stormwater management.

For the purposes of this preliminary analysis, the approaches (wet pond or bio-retention) are presented as "either/or" options. It would be feasible to use a combination of stormwater facilities. By presenting the two simplified approaches, the conceptual cost estimates provide a general range of costs for potential stormwater management facilities.

The following assumptions were made in evaluating the stormwater management analysis and preparing the construction cost estimate:

- The stormwater from 86 acres of land area, with commercial and/or industrial land use, is required to be managed.
- The stormwater facilities were sized for water quality treatment. It is assumed that the wet pond, when sized for water quality treatment, will subsequently provide sufficient storage for stormwater quantity management. The use of bio-retention cells alone may not provide sufficient storage for stormwater quantity management, and subsequently, additional storage may be required.
- The land acquisition costs for any stormwater management facility is not included.
- The construction cost estimates do not include any demolition, or other site remediation.
- The construction cost estimates do not include any storm sewer or any other stormwater conveyance system.

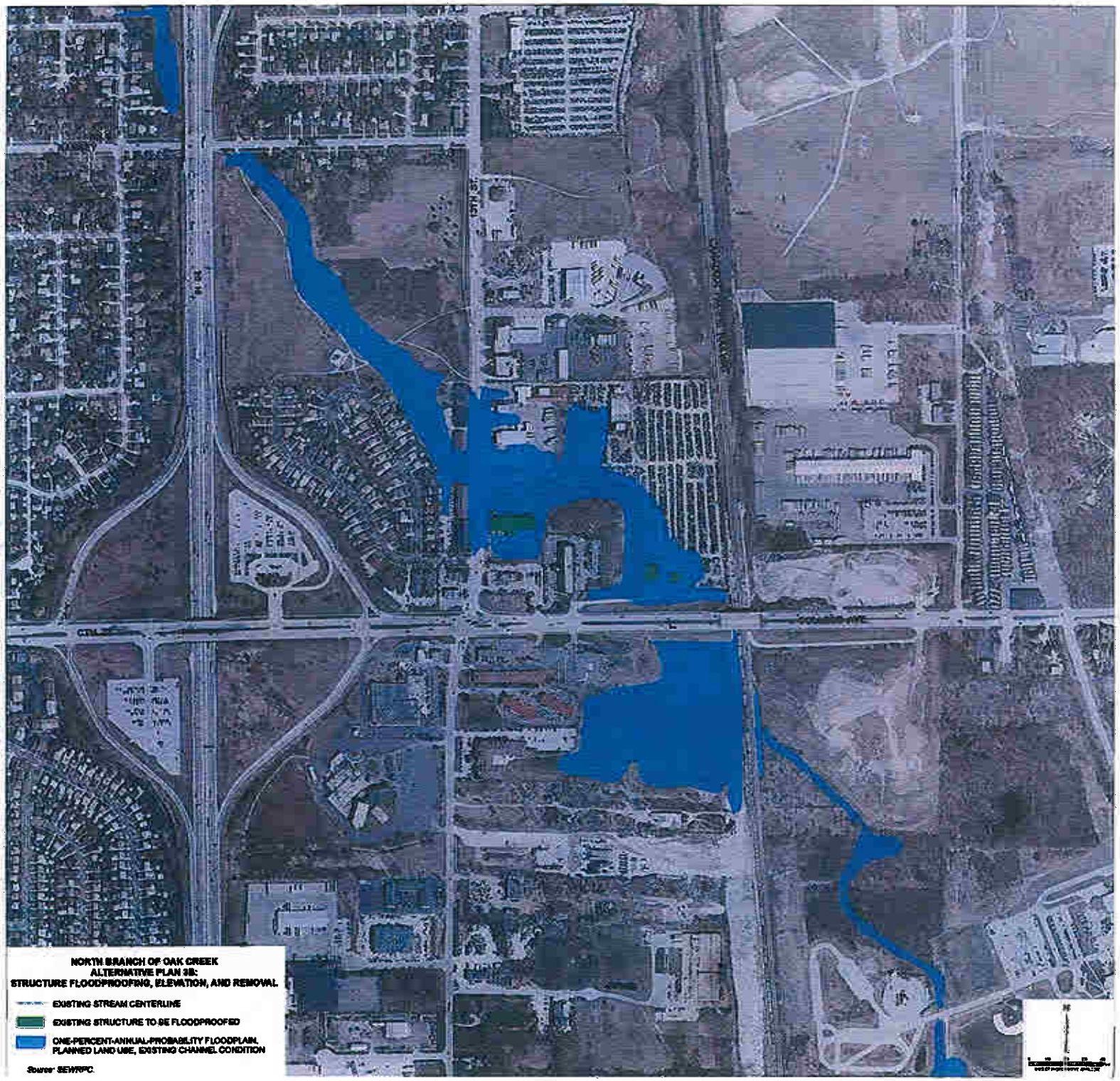
NORTH BRANCH OF OAK CREEK
ALTERNATIVE PLAN 3B:
STRUCTURE FLOODPROOFING, ELEVATION, AND REMOVAL
EXISTING STREAM CENTERLINE
EXISTING STRUCTURE TO BE FLOODPROOFED
ONE-PERCENT-ANNUAL-PROBABILITY FLOODPLAIN, PLANNED LAND USE, EXISTING CHANNEL CONDITION
Source: SEWRPC.

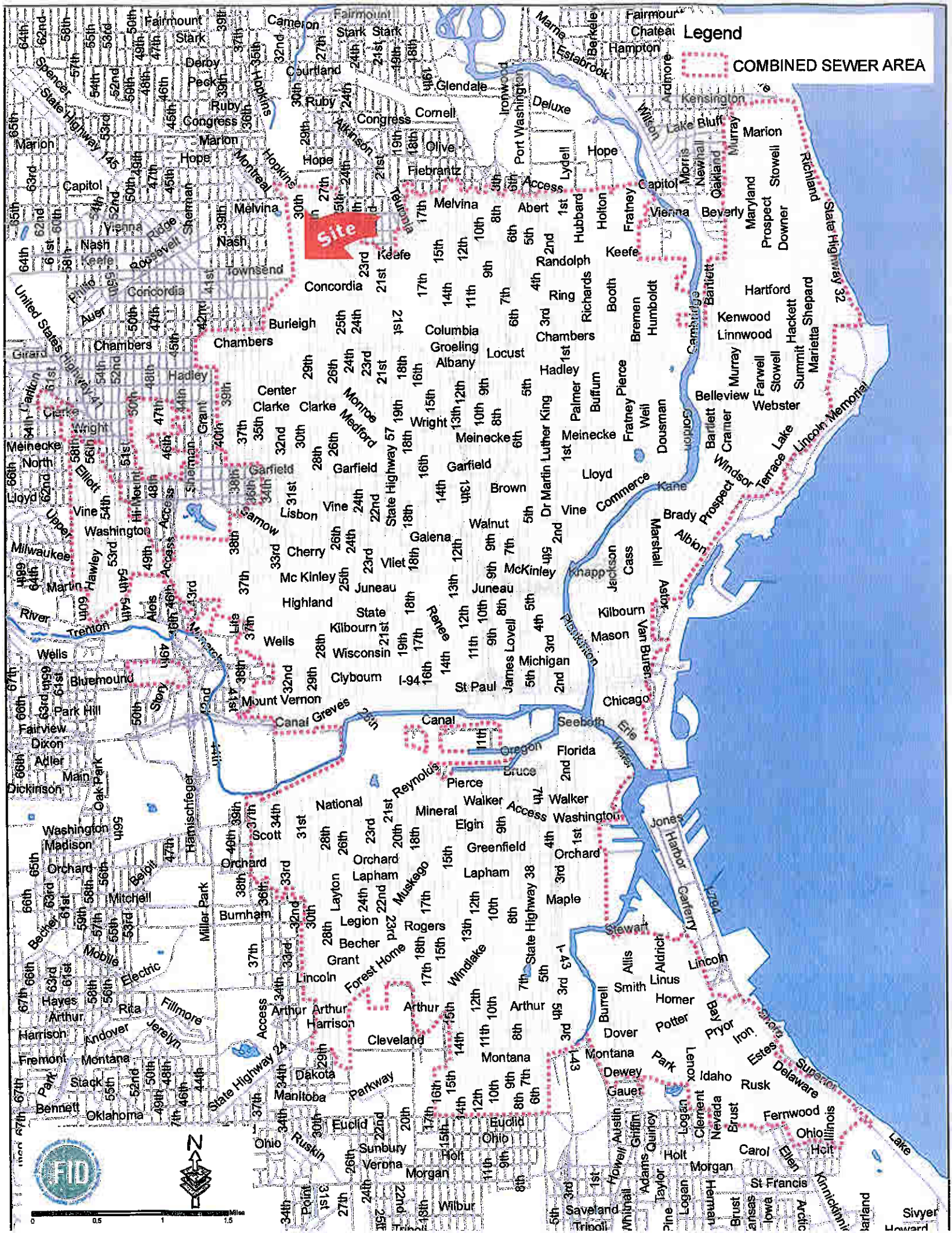
Legend
COMBINED SEWER AREA
Site
N
Miles
0
0.5
1
1.5
State Highway 32
State Highway 57
State Highway 38
State Highway 24
State Highway 145
United States Highway 41
I-94
I-43
Lincoln Memorial
Canal
Fairmount
Capitol
Keefe
Burleigh
Center
Lisbon
Vliet
Wells
Mount Vernon
Greenfield
Lincoln
Oklahoma
Euclid
Holt

City of Milwaukee Application for CDBG-EAP Funds

Attach the following documents **at the end** of the application:

1. A copy of the Citizen Participation Plan and minutes of meeting, or adopting resolution, wherein it was approved.

   The City of Milwaukee will hold a public hearing in January or February of 2011.

2. A copy of the notice for the public hearing and the minutes of the Citizen Participation public hearing or a signed Citizen Participation Certification

   The City of Milwaukee will hold a public hearing in January or February of 2011.

3. A copy of the current, adopted Fair Housing Resolution

   Milwaukee's fair housing resolution is detailed in the City Charter (attached).

4. A copy of the Potential Fair Housing Actions sheet with at least one activity circled.

   Attached.

5. A copy of the resolution adopted by the governing body of the applicant authorizing submission of the application

   A sample resolution that will be adopted by Milwaukee's Common Council in January/February is attached.

6. A cooperation agreement for a joint application (if applicable).

   Not applicable.

7. A signed copy of the Statement of Assurances

   Attached.

8. A signed copy of the Certification for Contracts, Grants, Loans, and Cooperative Agreements (lobbying certification).

   Attached.

9. A map of the community indicating where the proposed activities will take place.

   Attached.

10. Business Information Form(s)

    Not Applicable.

CHAPTER 109
EQUAL RIGHTS

SUBCHAPTER 1
PURPOSE; EQUAL RIGHTS COMMISSION

SUBCHAPTER 2
EQUAL RIGHTS AND CITY ACCOUNTABILITY

SUBCHAPTER 3
HOUSING AND EMPLOYMENT DISCRIMINATION

SUBCHAPTER 4
NEIGHBORHOOD AND COMMUNITY RELATIONS

SUBCHAPTER 1
PURPOSE; EQUAL RIGHTS COMMISSION

109-1. Findings; Declaration of Policy. 1. A vibrant, livable, successful and productive city is made possible by the talents, contributions and well-being of its diverse residents. It is the policy of the city that the equal rights of all those who live and work in the city are assured, and that equal rights and equal opportunities within the context of the larger commercial and social fabric of the Milwaukee community are promoted.

2. The practice of providing equal opportunities in housing and employment to persons without regard to sex, race, religion, color, national origin or ancestry, age, disability, lawful source of income, marital status, sexual orientation, gender identity or expression, past or present membership in the military service, familial status, or an individual's affiliation with, or perceived affiliation with any of these categories, is a desirable goal of the city and a matter of legitimate concern to its government. Discrimination against any city resident endangers the rights and privileges of all. The denial of equal opportunity intensifies group conflict, undermines the foundations of democratic society and adversely affects the general welfare of the community. Denial of equal opportunity in housing compels individuals and families who are discriminated against to live in housing below the standards to which they are entitled. Denial of equal opportunity in employment deprives the community of the fullest productive capacity of those of its members so discriminated against and denies to them the sufficiency of earnings necessary for maintaining the standards of living consistent with their abilities and talents.

3. Provision for adequate safeguards against discrimination is a proper and necessary function of city government. To protect the health, safety and general welfare of all inhabitants of the city, and all persons employed within the city, it is declared to be the public policy of this city to foster and enforce to the fullest extent the protection by law to equal opportunity in housing and gainful employment without regard to sex, race, religion, color, national origin or ancestry, age, disability, lawful source of income, marital status, sexual orientation, gender identity or expression, past or present membership in the military service, familial status, or an individual's affiliation with, or perceived affiliation with any of these protected categories, and workplace free from discrimination. To fully effectuate this policy of promoting nondiscrimination, the city shall endeavor to eliminate all discrimination that may occur in housing and employment in the city.

4. Where applicable, this chapter shall be interpreted and applied consistently with the provisions of Title VIII of the Civil Rights Act of 1968, 42 U.S.C. sections 3601, et seq., 24 C.F.R. sections 100, et seq., and ss. 66.1011, 106.50 and 111.31, Wis. Stats., and any successor provisions of state and federal law.

109-3. Definitions. In this chapter:

1. COMMISSION means the equal rights commission.

2. COMPLAINANT means any person who files a complaint alleging a violation of this chapter.

3. CONCILIATION means the attempted resolution of issues raised by a complaint, or by the investigation of such complaint, through informal negotiations involving the aggrieved person, the respondent and the commission.

4. CONCILIATION AGREEMENT means a written agreement setting forth the resolution of the issues in conciliation.

5. COVERED MULTI-FAMILY DWELLINGS means buildings consisting of 4 or more units if such buildings have one or more elevators, and ground floor units in other buildings consisting of 4 or more units.

6. EMPLOYE means any person who may be required or directed by any employer, in consideration of direct or indirect gain or profit, to engage in any employment, or to go or work or be at any time in any place of employment, but does not mean a person employed by the person's parents, spouse or child, or any individual employed by the state or federal government.

7. EMPLOYER means any person engaging in any activity, enterprise or business employing one or more individuals but shall not include a social club or fraternal society under ch. 188, Wis. Stats., with respect to a particular job for which the club or society seeks to employ or employs a member, if the particular job is advertised only within the membership.

8. EMPLOYMENT AGENCY means any person who regularly undertakes to procure employes or opportunities for employment for any other person.

9. FAMILIAL STATUS means one or more individuals, who have not attained the age of 18 years, being domiciled with a parent or another person having legal custody of such individuals; or the designee of the parent or other person having such custody, with the written permission of the parent or other person. The protections afforded against discrimination on the basis of familial status shall apply to any person who is pregnant or is in the process of securing legal custody of any individual who has not attained the age of 18 years.

10. DISABILITY means, with respect to a person, any of the following:

a. A physical or mental impairment which substantially limits one or more of the person's major life activities.

b. A record of having an impairment.

c. Being perceived as having an impairment.

d. This term does not include current, illegal use of or addiction to a controlled substance. The behavioral manifestations of a mental disability may be taken into consideration in determining whether or not the applicant is qualified. A housing provider may consider a history of disruptive, abusive, or dangerous behavior.

11. GENDER IDENTITY OR EXPRESSION means a gender-related identity, appearance, expression or behavior of an individual, regardless of the individual's assigned sex at birth.

12. HOUSING means any building, structure or part thereof which is used or occupied, or is intended, arranged or designed to be used or occupied as a residence, home or place of habitation of one or more human beings, including a mobile home as defined in s. 66.0435, Wis. Stats., and a trailer as defined in s. 246-1-5 and any land which is offered for sale, lease or use as a site for a building, structure or part thereof intended or designed to be used or occupied as a residence, home or place of habitation of one or more human beings, including a mobile home park as defined in s. 66.0435, Wis. Stats., and a trailer house community as defined in s. 246-1-6. The definition of "housing" is qualified by the exceptions in s. 109-43.

13. LABOR ORGANIZATION means either of the following:

a. Any organization, agency or employe representation committee, group, association or plan in which employes participate and which exists for the purpose, in whole or in part, of dealing with employers

concerning grievances, labor disputes, wages, rates of pay, hours or other terms or conditions of employment.

b. Any conference, general committee, joint or system board or joint council which is subordinate to a national or international committee, group, association or plan under par. a.

14. MARITAL STATUS means the status of being married, separated, divorced, widowed or single.

15. PERSON means one or more individuals, labor organizations, corporations, partnerships, associations, cooperatives, legal representatives, mutual companies, joint-stock companies, trusts, unincorporated organizations, trustees, trustees in bankruptcy or receivers or other fiduciaries, and the agent or agents of any of the foregoing but, because of actual, potential or perceived conflicts of interest, shall not include the city of Milwaukee, the housing authority and the redevelopment authority of the city of Milwaukee, any agency of the city, or any other municipal, state or federal governmental body or any agent, officer or employee acting in the course of such employment.

16. PROTECTED PERSON means any individual intended to be protected from violations of prohibited discrimination in housing and employment under this chapter.

17. RESPONDENT means the person or other entity accused in a complaint of an unfair housing or employment practice and any other person or entity identified in the course of investigation and notified as required with respect to respondents so identified under s. 109-51-5-a.

18. SEXUAL HARASSMENT means unwelcome sexual advances; unwelcome physical contact of a sexual nature; or verbal or physical conduct of a sexual nature which includes, but is not limited to, deliberate or repeated unsolicited gestures, verbal or written comments and display of offensive sexually graphic materials.

19. SEXUAL ORIENTATION means homosexuality, heterosexuality and bisexuality by preference or practice.

20. SOURCE OF INCOME means, but is not limited to, moneys received from public assistance, pension and supplementary security income. Source of income means income that is legally derived and that is subject to reasonable and good-faith efforts to verify the lawfulness of its derivation.

21. TRANSFER shall not include the transfer of property by will or gift.

109-5. Equal Rights Commission. 1. There is established an equal rights commission consisting of 7 members, to be appointed by the mayor subject to confirmation by the common council. A chair shall be elected from the membership of the commission at the first regular meeting of each calendar year by a majority of the members of the commission. Members shall be city residents, appointed from a representative cross-section of the community and shall continue to hold office only so long as they shall reside within the city.

2. Each member of the commission shall be appointed for a term of 3 years except that 3 members initially appointed by the mayor shall serve for 1 year, and 2 members shall be appointed for a term of 2 years. Each member shall hold office until a successor is appointed and confirmed. A vacancy occurring other than by expiration of the member's term shall be filled by appointment of the mayor and confirmation by the common council for the unexpired term.

3. Four members shall constitute a quorum for the purpose of conducting business, and a majority of members present shall be required to adopt or approve any action of the commission.

4. The commission shall:

a. Meet not less than 4 times annually for monitoring the employment, contracting, and program activities of the city, prepare and provide timely reports to the mayor and common council on efforts to promote equal rights, equal opportunities, positive community relations, and to eliminate discrimination and inequities in city government and the city.

b. Receive complaints alleging violation of this chapter and pursue remedies by means of mediation, conciliation, litigation or other appropriate means supported by findings of fact and conclusions of law.

c. Not have or exercise jurisdiction over any complaint that sets forth or states any facts or allegations that are the subject matter within the jurisdiction of any state or federal

agency, including, but not limited to the U.S. Equal Employment Opportunity Commission or the State of Wisconsin, Department of Workforce Development, regardless of whether the complainant has chosen to file with that said agency or not.

d. Render from time to time, but not less than once a year, a written report of its activities and recommendations to the mayor and the common council.

e. Adopt rules and regulations consistent with this chapter and the laws of the state to carry out the policy and provisions of this chapter and the powers and duties of the commission.

f. Issue subpoenas under s. 885.01(4), Wis. Stats., or its successor provisions, to assist in the execution of its duties.

g. Designate commissioners or commission staff to carry out its duties.

h. Conduct hearings under this chapter and, upon appropriate findings of fact and conclusions of law, take action:

h-1. Ordering a respondent to redress any injury occasioned by violation of this chapter.

h-2. Ordering a respondent to cease and desist from violation of this chapter.

h-3. Undertaking any action necessary to effectuate the purpose of this chapter or to bring a respondent into compliance with this chapter including referral to the city attorney of matters and complaints that may be resolved by equitable or other relief in actions brought in Wisconsin circuit court or other courts of competent jurisdiction.

i. Initiate proceedings seeking forfeiture for violation of this chapter or any lawful order issued by the commission under this chapter.

j. Enforce the provisions of ch. 112. The commission shall exercise all authority granted under this subsection with respect to violations of ch. 112, including, but not limited to the power to receive complaints, remedy violations, adopt rules, issue subpoenas and order redress following a hearing regarding violation of ch. 112.

k. Use the procedures described in s. 109-51 in acting on complaints concerning violations of ch. 112 as follows:

k-1. Any party aggrieved by failure to act on a complaint filed or by the decision of an administrative law judge pursuant to the procedures described in s. 109-51 may seek review pursuant to s. 109-53 within the time limits and the procedures provided in that section.

k-2. If the commission is abolished or reconstituted and its authority transferred to a successor entity, the successor entity shall have full authority to enforce the provisions of ch. 112.

k-3. If the commission, due to lack of funding or staffing, is unable to enforce the provisions of ch. 112, any agency enforcing rights protected under ch. 109 shall also have full authority to enforce the provisions of ch. 112.

109-7. Staffing and Support. 1. The department of employe relations shall assign staff and provide support to the commission as necessary and appropriate to assist the commission in fulfilling its mission and responsibilities.

2. The department of employe relations shall assist the commission by staffing its meetings, drafting reports and other documents, maintaining commission documents, initial processing of complaints, and providing resources necessary to the proper hearing of complaints.

SUBCHAPTER 2
EQUAL RIGHTS AND
CITY ACCOUNTABILITY

109-21. Objective. All sectors of society engaged in the life of the city have a role in promoting equal rights, equity, and a social fabric free of discrimination. City government is uniquely positioned to assume a primary leadership role in these efforts. To achieve this leadership objective, each department, agency and unit of city government shall be accountable for promoting social and economic equity for all residents of the city, and structuring their work so that the outcomes are directed toward social and economic equity for all residents.

109-23. Reports by Departments. The department of employe relations, with the cooperation of all departments, shall regularly provide the commission with information of efforts and activities undertaken across city government to achieve the leadership objective described in s. 109-21. This information shall from time to time identify programs and activities conducted by the city to promote equal rights and equal opportunity both within city government and goals, challenges and strategies. The department of employe relations shall provide the commission with information about activities and accomplishments with respect to the requirements in s. 350-203. Upon the request of the commission, other city departments, agencies and units shall report to the commission orally, in writing or both, at the pleasure of the commission.

109-25. Report to the Mayor and Common Council. The commission shall provide a written communication to the mayor and the common council, not less than annually, summarizing the activities of the commission and the progress of the city in meeting the leadership objective described in s. 109-21. This communication shall further include an examination of those conditions in the city at large which contribute to or detract from equal rights and an environment free from discrimination in housing and employment. The communication shall provide recommendations for furthering the purposes and objectives described in ss. 109-1 and 109-21.

[This page blank]

SUBCHAPTER 3
HOUSING AND EMPLOYMENT
DISCRIMINATION

109-41. Housing Discrimination Prohibited. No person may engage in any act of discrimination with respect to housing against any individual on the basis of sex, race, religion, color, national origin or ancestry, age, disability, lawful source of income, marital status, sexual orientation, gender identity or expression, past or present membership in the military service, familial status, or based upon affiliation with, or perceived affiliation with any of these protected categories. No person may:

1. Refuse to sell or rent after the making of a bona fide offer, or refuse to negotiate for the sale or rental of, or otherwise make unavailable or deny housing to any protected person.

2. Discriminate against any protected person in the terms, conditions or privileges of sale or rental of housing, or in the provision of services or facilities in connection therewith.

3. Make, print or publish, or cause to be made, printed or published any notice, statement or advertisement with respect to the sale or rental of housing that indicates any unlawful preference, limitation or discrimination, or an intention to make any preference, limitation or discrimination to the exclusion of any protected person.

4. Represent to any protected person that any housing is not available for inspection, sale or rental when the housing is in fact so available.

5. Whose business includes engaging in residential real estate-related transactions, discriminate against any protected person in making available such a transaction, or in the terms or conditions of such a transaction.

a. In this subsection "residential real estate-related transaction" means any of the following:

a-1. The making or purchasing of loans providing financial assistance for either of the following:

a-1-a. The purchase, construction, improvement, repair or maintenance of a dwelling.

a-1-b. The creation of a security interest in residential real estate.

a-2. The selling, brokering or appraising of residential real property.

b. Nothing in this subsection prohibits a person engaged in the business of making or furnishing appraisals of residential real property from taking into consideration factors other than sex, race, religion, color, national origin or ancestry, age, disability, lawful source of income, marital status, sexual orientation, gender identity or expression, past or present membership in the military service, familial status, or based upon affiliation with, or perceived affiliation with any of these protected categories. Inquiries concerning source of income may be made if they are reasonably directed toward determining solvency, reliability, credit record or ability to pay, and are not a subterfuge to evade the purposes of this chapter.

6. In the business of insuring against hazards, refuse to enter into or exact different terms, conditions or privileges with respect to a contract of insurance against hazards to a dwelling on the basis of an individual's protected status.

7. Refuse to renew a lease, causing the eviction of a tenant from rental housing, or engaging in the harassment of a tenant on the basis of the tenant's protected status.

8. Deny any person access to membership or participation in any multiple-listing service, real estate brokers' association or other service, organization or facility relating to the business of selling or renting dwellings or discriminate against a person on the basis of the person's protected status.

9. Induce or attempt to induce any person to sell, rent or lease any dwelling by representations regarding the present or prospective entry into the neighborhood of a person of a particular sex, race, religion, color, national origin or ancestry, age, disability, source of income, economic status, marital status, sexual orientation, gender identity or expression, past or present membership in the military service, familial status, or based upon affiliation with, or perceived affiliation with any of these protected categories, or by representations to the effect that such present or prospective entry will or may result in:

a. The lowering of real estate values in the area concerned.

b. A deterioration in the character of the area concerned.

c. An increase in criminal or anti-social behavior in the area concerned.

d. A decline in the quality of the schools or other public facilities serving the areas.

10. a. Discriminate in the sale or rental of, or otherwise make unavailable or deny, housing to any buyer or renter because of a disability of:

a-1. That buyer or renter.

a-2. A person residing in or intending to reside in that dwelling after it is sold, rented or made available.

a-3. Any person associated with that buyer or renter.

b. For purposes of this subsection, "discrimination" includes but is not limited to:

b-1. A refusal to permit, at the expense of the disabled person, reasonable modifications of existing premises occupied or to be occupied by the person if the modifications may be necessary to afford the person full enjoyment of the premises, except that, in the case of a rental, the landlord may, where it is reasonable to do so, condition permission for a modification on the renter agreeing to restore the interior of the premises to the condition that existed before the modification, reasonable wear and tear excepted.

b-2. A refusal to make reasonable accommodation in rules, policies, practices or services, when the accommodations may be necessary to afford the person equal opportunity to use and enjoy a dwelling.

b-3. In connection with the design and construction of covered multi-family dwellings for first occupancy after March 13, 1991, a failure to design and construct dwellings in a manner that:

b-3-a. The public use and common use portions of the dwellings are readily accessible to and usable by disabled persons.

b-3-b. All the doors designed to allow passage into and within all premises within the dwellings are sufficiently wide to allow passage by disabled persons in wheelchairs.

b-3-c. All premises within the dwellings contain the following features of adaptive design: an accessible route into and through the dwelling; light switches, electrical outlets, thermostats and other environmental controls in accessible locations; reinforcements in bathroom walls to allow later installation of grab bars; and usable kitchens and bathrooms such that an individual in a wheelchair can maneuver about the space.

b-3-d. Compliance with the appropriate requirements of the American National Standard for building and facilities providing accessibility and usability for physically disabled people, commonly cited as ANSI All 7.1, suffices to satisfy the requirements of subpar. c.

109-43. Exceptions. Nothing in this chapter shall:

1. Prevent any person from renting or leasing housing, or any part thereof, to solely male or female persons if the housing or part thereof is rented with the understanding that toilet and bath facilities must be shared with the landlord or with other tenants.

2. Limit the applicability of reasonable local, state or federal restrictions regarding the maximum number of occupants permitted to occupy a dwelling.

3. Prohibit a religious organization, association or society, or any nonprofit institution or organization operated, supervised or controlled by or in conjunction with a religious organization, association or society, from limiting the sale, rental or occupancy of dwellings which it owns or operates for other than a commercial purpose to persons of the same religion, or from giving preference to such persons, unless membership in the religion is restricted on account of race, color or national origin.

4. Prohibit a private club not in fact open to the public, which as an incident to its primary purpose or purposes provides lodgings which it owns or operates for other than a commercial purpose, from limiting the rental or occupancy of the lodgings to its members or from giving preference to its members.

5. Regarding familial status, apply with respect to housing for older persons.

a. As used in this subsection, "housing for older persons" means any housing:

a-1. Provided under any state or federal program that is specifically designed and operated to assist elderly persons as defined in the state or federal program.

a-2. Intended for and solely occupied by persons 62 years of age or older.

a-3. Intended and operated for occupancy by at least one person 55 years of age or older per unit. Housing for older persons shall include at a minimum all of the following:

a-3-a. Significant facilities and services specifically designed to meet the physical or social needs of older persons, or if the provision of such facilities and services is not practicable, that such housing is necessary to provide housing opportunities for older persons.

a-3-b. At least 80 percent of the units are occupied by at least one person 55 years of age or older per unit.

a-3-c. Publication of and adherence to policies and procedures which demonstrate an intent by the owner or manager to provide housing for persons 55 years of age or older.

b. Housing shall not fail to meet the requirements for housing for older persons by reason of:

b-1. Persons residing in such housing as of January 2, 1991, who do not meet the age requirements in par. a-2 or 3, provided that new occupants of the housing meet the age requirements of par. a-2 or 3.

b-2. Unoccupied units, provided that the units are reserved for occupancy by persons who meet the age requirements of par. a-2 or 3.

6. Prohibit the development of housing designed specifically for persons with a disability and discrimination on the basis of disability with respect to such housing.

7. Prevent a landlord, with respect to an eyesight-impaired, hearing-impaired or mobility-impaired person who owns a guide or service animal, from:

a. Imposing reasonable rental regulations on such animals, as necessary for health, safety and welfare, but any lease provision which purports to waive or avoid the requirements of these provisions shall be void and unenforceable.

b. Requiring the animal's owner to provide current proof that the animal has successfully passed a course of training at a bona fide school for training such animals.

c. Charging a tenant for any damage caused by the animal.

d. In the case of an owner-occupied dwelling, pars. a to c shall not apply if the owner or a member of his or her immediate family occupying the dwelling unit possesses and, upon request, presents to the guide or service animal owner a certificate signed by a physician which states that the owner or family member is allergic to animals.

8. Affect any person's decision to share occupancy of a lodging room, apartment or dwelling unit with another person.

9. Regarding familial status, apply to rooms or units in dwellings containing living quarters occupied or intended to be occupied by no more than 2 families living independently of each other, if the owner actually maintains and occupies one of the living quarters as his or her residence.

10. Prohibit conduct against a person because the person has been convicted by any court of competent jurisdiction of the illegal manufacture or distribution of a controlled substance.

109-45. Employment Discrimination Prohibited. No person may engage in any act of discrimination with respect to employment against any individual on the basis of sex, race, religion, color, national origin or ancestry, age, disability, lawful source of income, marital status, sexual orientation, gender identity or expression, past or present membership in the military service, familial status, or based upon affiliation with, or perceived affiliation with any of these protected categories.

1. No person individually, or in concert with others, may fail or refuse to hire or discharge any individual, or otherwise discriminate against any individual with respect to his or her compensation, terms, conditions or privileges of employment in violation of this section; provided that an employer who is discriminating with respect to compensation in violation of this subsection shall not, in order to comply with this subsection, reduce the wage rate of any employe.

2. No person individually, or in concert with others, may limit, segregate or classify employes or applicants for employment in any way which would deprive or tend to deprive any individual of employment opportunities or otherwise adversely affect his or her status as an employe in violation of this section.

3. No employment agency may fail or refuse to refer for employment or otherwise to discriminate against, any individual in violation of this section.

4. No labor organization may:

a. Exclude or expel from its membership or otherwise discriminate against any individual in violation of this section.

b. Limit, segregate or classify its membership or applicants for membership, or classify or fail or refuse to refer for employment any individual in any way which would deprive or tend to deprive any individual of employment opportunities, or would limit such employment opportunities or otherwise adversely affect his or her status as an employe or as an applicant for employment in violation of this section.

c. Cause or attempt to cause an employer to discriminate against an individual in violation of this section.

5. No person may print or publish or cause to be printed or published any notice or advertisement relating to employment by the person or membership in or any classification or referral for employment by a labor organization, or relating to any classification or referral for employment by an employment agency, indicating any preference, limitation, specification or discrimination in violation of this section, subject to the limitations in s. 109-47.

6. No person may refuse to reasonably accommodate an employe's or prospective employe's disability, subject to the limitations in s. 109-47-5.

7. No employer, labor organization, or employment agency or other person may engage in sexual harassment.

a. It shall constitute employment discrimination in violation of this subsection when any of the following occurs:

a-1. An employe's acquiescence in or submission to sexual harassment is made either explicitly or implicitly a term or condition of employment.

a-2. An employe's acquiescence in or submission to sexual harassment is used as the basis or any part of the basis for employment decisions affecting the employe.

a-3. Sexual harassment has the purpose or effect of substantially interfering with an employe's work performance or creating an intimidating, hostile or offensive work environment.

b. An employer, employment agency or labor organization is presumed responsible for its acts and those of its agents and supervisory employes with respect to sexual harassment regardless of whether the specific acts complained of were authorized by the employer.

c. An employer, employment agency or labor organization is responsible for acts of sexual harassment of its employes by persons other than its agents or supervisory employes if those acts occur while the complaining employe is performing service growing out of or incidental to his or her employment and if the employer or its agents or supervisory employe knew or should have known of the conduct.

8. CONTRACT TO INCLUDE PROVISION. All contracting agencies of the city shall include in all contracts hereafter negotiated, or renegotiated by them, a provision obligating the contractor not to discriminate against any qualified employe or qualified applicant for employment because of sex, race, religion, color, national origin or ancestry, age, disability, lawful source of income, marital status, sexual orientation, gender identity or expression, past or present membership in the military service, familial status, or based upon affiliation with, or perceived affiliation with any of these protected categories, and shall require the contractor to include a similar provision in all subcontracts.

109-47. Exceptions and Special Cases.

1. RELIGION. For purposes of this section, discrimination because of religion includes, but is not limited to, refusing to reasonably accommodate an employe's or prospective employe's religious observance or practice unless the employer can demonstrate that the accommodation would pose an undue hardship on the employer's program, enterprise or business.

a. It is not employment discrimination because of religion for a religious association not organized for private profit, or an organization or corporation which is primarily owned or controlled by the religious association, to give preference to an applicant or employe who is a member of the same or a similar religious denomination, in hiring or promotion to an instructional or policy-making position including, but not limited to, the position of chaplain or counselor.

b. It is not employment discrimination because of religion for a fraternal organization, as defined in s. 614.01(1), Wis.

Stats., to give preference to an employe or applicant who is a member or is eligible for membership in the fraternal organization, with respect to hiring to or promotion to the position of officer, administrator or salesperson.

2. BONA FIDE OCCUPATIONAL QUALIFICATION. Notwithstanding s. 109-45, it shall not be an unlawful employment practice for an employer, employment agency or labor organization to indicate within a notice or advertisement for employes, a preference, limitation, specification or discrimination based on religion, sex, age, disability, national origin or ancestry, color, lawful source of income, marital status, sexual orientation, gender identity or expression, past or present membership in the military service, familial status, or based upon affiliation with, or perceived affiliation with any of these protected categories; or to employ, classify or refer for employment any individual on the basis of religion, sex, age, disability, national origin or ancestry, color, lawful source of income, marital status, sexual orientation, gender identity or expression, past or present membership in the military service, familial status, or based upon affiliation with, or perceived affiliation with any of these protected categories where it is a bona fide occupational qualification reasonably necessary to the normal operation of that particular business or enterprise.

3. BONA FIDE DISTINCTIONS. Notwithstanding any other provision of s. 109-45, it shall not be an unlawful employment practice for an employer to apply different standards of compensation or different terms, conditions or privileges of employment pursuant to a bona fide seniority or merit system, or a system which measures earnings by quantity, or quality of production or to employes who work in different locations, provided that such differences are not the result of an intention to discriminate because of sex, race, religion, color, national origin or ancestry, age, disability, source of income, marital status, sexual orientation, gender identity or expression, past or present membership in the military service, familial status, or based upon affiliation with, or perceived affiliation with any of these protected categories.

4. AGE. a. It shall not be unlawful age discrimination to observe the terms of a bona fide seniority system or any bona fide employe benefit plan such as a retirement, pension or insurance plan which is not a subterfuge to evade the purposes of s. 109-45, except that no such employe benefit plan shall excuse the failure to hire any person.

b. Discrimination on the basis of age does not apply to any person less than 40 years of age.

5. DISABILITY. Discrimination because of disability is not prohibited if the employer, labor organization or employment agency can show that the disability is reasonably related to the individual's ability to adequately undertake the job-related responsibilities of that individual's employment. It is prohibited discrimination for an employer to contribute a lesser amount to the fringe benefits, including life or disability insurance coverage, of an employe because of his or her disability.

6. MARITAL STATUS. It is not employment discrimination because of marital status to prohibit an individual from directly supervising or being directly supervised by that individual's spouse.

109-49. Other Acts Prohibited. 1. No person may coerce, intimidate, threaten or interfere with any person in the exercise or enjoyment of any right granted or protected by this chapter, or with any person who has aided or encouraged another person in the exercise or enjoyment of any right granted or protected by this chapter.

2. No person may aid, abet, incite, compel or coerce the doing of any act which violates this chapter or obstructs or prevents any person from complying with the provisions of this chapter.

3. No person, whether individually or in concert with others, may take any retaliatory action against or otherwise discriminate against any person who has opposed any discriminatory practices proscribed by this chapter or who has made a complaint, testified or assisted in any proceeding under this chapter.

109-51. Complaint Procedure. The commission shall use the following procedures in acting on complaints of discrimination, including violations of the provisions of ch. 112:

1. An aggrieved person ("the complainant") may, not later than 300 days

after an alleged discriminatory practice has occurred, file a written complaint to the commission alleging a discriminatory practice or violation. The commission shall not accept or investigate any complaint unless it is in writing and verified by the complainant.

2. When a complaint or inquiry is presented to the commission or to designated staff of the department of employe relations, and it appears that the commission does not have jurisdiction pursuant to 109-5 4-c, the complainant shall be referred to appropriate state or federal enforcement agencies, and the complainant shall be advised that the commission does not have jurisdiction over the matter.

3. An aggrieved person whose complaint has been denied by a federal or state agency on the basis of a lack of subject matter jurisdiction, and all appeals of the denial have been exhausted, may, not later than 60 days from the date of written notice of the federal or state determination or final appeal, file a complaint with the commission alleging a discriminatory practice or violation subject to further review by the commission for jurisdiction and timeliness.

4. Upon the receipt and acceptance of a written complaint:

a. The commission shall serve notice upon the aggrieved person acknowledging the filing and advising the aggrieved person of the time limits within 30 days after receipt of the complaint.

b. Not later than 10 days after the filing or the identification of an additional respondent under par. a, the commission shall serve on the respondent a notice identifying the alleged discriminatory housing or employment practice and advising the respondent of the procedural rights and obligations of respondents under this chapter, together with a copy of the original complaint.

c. Each respondent may file, not later than 10 days after receipt of notice from the commission, an answer to the complaint.

d. The commission shall initiate and complete a probable cause investigation within 100 days after receipt of the complaint unless the circumstances render it impracticable, in which case, the commission shall notify the complainant and respondent in writing of the reasons for not doing so.

5. a. A person who is not named as a respondent in a complaint, but who is identified as a respondent in the course of investigation, may be joined as an additional or substitute respondent upon written notice, under sub. 3, to the person, from the commission.

b. The notice, in addition to meeting the requirements of sub. 3, shall explain the basis for the commission's belief that the person to whom the notice is addressed is properly joined as a respondent.

6. The department of employe relations may employ such investigators and administrative law judges as it deems necessary to hear and decide complaints of discrimination and to assist in the administration of this chapter. An administrative law judge may propose findings of fact and make recommendations to the commission for resolution of a complaint.

7. If an investigator finds probable cause to believe that any discrimination has been or is being committed, the commission shall endeavor to eliminate the practice by conference, conciliation or persuasion. Upon completion of an investigation, the investigator shall prepare a final investigative report containing:

a. The names and dates of contacts and witnesses.

b. A summary and dates of correspondence and other contacts with the aggrieved person and the respondent.

c. A summary description of other pertinent records.

d. A summary of witness statements.

e. Answers to interrogatories.

8. If agreement is reached, a written conciliation agreement shall be approved by the commission and signed by the complainant, the respondent and the representative of the commission. The signed conciliation agreement shall have the effect of a commission order.

9. Each conciliation agreement shall be made public unless the complainant and respondent otherwise agree and the commission determines that disclosure is not required to further the purposes of the chapter.

10. a. In case of failure to eliminate the discrimination, the commission shall issue and serve a written notice of hearing before an administrative law judge specifying the nature of the discrimination which appears to have

been committed, and requiring the respondent to answer the complaint in writing within 10 days after receipt of the notice of hearing and to appear at the hearing on the appointed date. The notice shall specify a time of hearing not less than 10 days after service of the notice of hearing.

b. In accordance with the requirements of s. 68.11, Wis. Stats., each party at the hearing may be represented by counsel and may present evidence and call and examine witnesses and cross-examine witnesses of the other party. Witnesses shall be sworn by the person conducting the hearing. The administrative law judge may issue subpoenas.

c. The administrative law judge may take notes of the testimony and shall mark and preserve all exhibits. The testimony at the hearing shall be recorded.

11. If, after hearing, the administrative law judge finds by a preponderance of the evidence that the respondent has engaged in discrimination, the administrative law judge shall make proposed written findings and order such action by the respondent as will redress the injury done to the complainant in violation of this chapter, bring respondent into compliance with its provisions and generally effectuate the purpose of this chapter. The commission shall serve a certified copy of the administrative law judge's proposed findings and order on the respondent and complainant.

12. If the administrative law judge finds that the respondent has not engaged in discrimination as alleged in the complaint, the commission shall serve a certified copy of the administrative law judge's proposed findings on the complainant and the respondent together with an order dismissing the complaint.

13. Upon finding that employment discrimination has taken place, an administrative law judge may award back pay. Back pay liability may not accrue from a date more than 2 years prior to the filing of a complaint with the commission. Interim earnings or amounts earnable with reasonable diligence by the person discriminated against shall not operate to reduce back pay allowable, but shall be withheld from the person discriminated against and immediately paid to the state unemployment reserve fund or, in the case of welfare payments, to the welfare agency making the payments.

109-53. Review of Decision. 1. a. Pursuant to s. 68.09 Wis. Stats., and s. 320-11, any party aggrieved by the investigator's failure to find probable cause or the administrative law judge granting or denying in whole or in part the relief sought shall be entitled to seek review by written request filed with the commission within 30 days of notice to such person of the determination. If review is not sought within the time prescribed, the commission may set aside the proposed findings and order, and remand the action to the administrative law judge for such action necessary to effectuate the purpose of the chapter, or the commission may adopt the proposed findings and orders, and upon adoption, such determination shall become a final determination.

b. A request for review shall state the grounds upon which the person aggrieved contends that the decision should be modified or reversed.

c. The commission shall review the determination within 45 days of receipt of a request for review. The time for review may be extended by agreement with the person aggrieved.

d. The person aggrieved may file with the request for review or within the time specified by the commission, statement of facts, and argument or legal brief in support of the person's position and, at the same time, shall serve a copy of the request for review and the statement of facts and argument or legal brief upon all other parties to the original proceeding. Each party may file a response not later than 10 days after receipt of the copy of the aggrieved party's request for review.

e. The commission shall mail or deliver to all parties in this action, within 20 days after making a determination, a copy of its decision on review, which shall state the reasons for its decision and advise such persons of the right to appeal that decision, the time in which the appeal shall be taken and the office or person with whom notice of appeal shall be filed. This determination shall be a final determination.

2. Any party to a proceeding resulting in a final determination may seek judicial review by certiorari within 30 days of the receipt of the final determination, pursuant to ch. 68, Wis. Stats.

109-55. Forfeiture. 1. Any person who willfully violates this chapter or any lawful order of the commission under this chapter shall, for the first violation, forfeit not less than $500 nor more than $5,000.

2. For each successive violation within 5 years of having been adjudged to be in violation of this chapter or any lawful order of the commission under this chapter, the person shall forfeit not less than $1,000 nor more than $10,000.

3. Each day or fraction thereof on which such person shall willfully violate this chapter or a lawful order of the commission under this chapter shall be deemed a separate offense.

109-57. Enforcement. 1. Whenever in the judgment of the commission, the enforcement of a forfeiture imposed for violation of this chapter or of an order under this chapter is necessary, the commission shall refer the matter in writing to the city attorney for enforcement in the name of the city or the commission.

2. Upon referral, the city attorney may seek enforcement of this chapter in a court of competent jurisdiction and as provided in ss. 66.0114 and 66.1011(2), Wis. Stats., or otherwise.

3. At any time after a complaint is filed, the commission may request the city attorney to file a petition in circuit court, seeking appropriate temporary relief against the respondent, pending final determination of proceedings under this chapter, including an order or decree restraining the respondent from performing an act tending to render ineffectual an order the commission may enter with respect to the complaint.

SUBCHAPTER 4
NEIGHBORHOOD AND COMMUNITY RELATIONS

109-61. Community and Neighborhood Engagement. The commission shall, with the support and assistance of the department of employe relations, and such other departments, agencies, boards and commissions as may from time to time be appropriate, establish and maintain collaborative relationships with area human rights organizations, with the academic community, and with the private sector, for promoting equal rights by recognizing accomplishments and best practices, by facilitating community discussions relating to the equal rights and equal opportunities within respective neighborhoods and the city as a whole, and by providing, sponsoring or participating in informational and educational programs addressing equal rights issues, the laws prohibiting discrimination and promoting equal opportunities, and the availability of services and programs. Primary objectives for engagement with neighborhoods and the community shall include the promotion of diversity and community cohesion.

109-63. Clearinghouse. The commission shall, with the support and assistance of the department of employe relations, provide a clearinghouse of information and publications relating to human rights, equal rights and non-discrimination, including information about services and programs available to the public. Clearinghouse information shall include summaries of the numbers and types of referrals made and complaints handled by the commission and, to the extent practicable, the matters handled by other equal rights agencies and organizations in the community.

LEGISLATIVE HISTORY
CHAPTER 109

Abbreviations:
am = amended | ra = renumbered and amended | rn = renumbered
cr = created | rc = repealed and recreated | rp = repealed

Section	Action	File	Passed	Effective
Ch. 109	rc	892540	10/16/90	1/2/91
Ch. 109	rc	081017	12/16/2008	1/8/2009
109-1-1	am	940829	11/29/94	12/16/94
109-1-1	am	070370	7/31/2007	8/17/2007
109-1-2	am	001458	2/27/2001	3/16/2001
109-3-1	am	940829	11/29/94	12/16/94
109-3-6	am	070370	7/31/2007	8/17/2007
109-3-10-0	am	940829	11/29/94	12/16/94
109-3-10-d	am	940829	11/29/94	12/16/94
109-3-11	am	001458	2/27/2001	3/16/2001
109-3-11	rn to 109-3-12	070370	7/31/2007	8/17/2007
109-3-11	cr	070370	7/31/2007	8/17/2007
109-3-12	rn to 109-3-13	070370	7/31/2007	8/17/2007
109-3-13	rn to 109-3-14	070370	7/31/2007	8/17/2007
109-3-14	rn to 109-3-15	070370	7/31/2007	8/17/2007
109-3-15	rn to 109-3-16	070370	7/31/2007	8/17/2007
109-3-16	rn to 109-3-17	070370	7/31/2007	8/17/2007
109-3-17	rn to 109-3-18	070370	7/31/2007	8/17/2007
109-3-18	rn to 109-3-19	070370	7/31/2007	8/17/2007
109-3-19	rn to 109-3-20	070370	7/31/2007	8/17/2007
109-3-20	rn to 109-3-21	070370	7/31/2007	8/17/2007
109-5-0	am	940829	11/29/94	12/16/94
109-5-0	am	070370	7/31/2007	8/17/2007
109-5-5-b	am	940829	11/29/94	12/16/94
109-5-5-b	am	070370	7/31/2007	8/17/2007
109-5-9-0	am	940829	11/29/94	12/16/94
109-5-9-0	am	070370	7/31/2007	8/17/2007
109-5-10-a-0	am	940829	11/29/94	12/16/94
109-5-10-b-1	am	940829	11/29/94	12/16/94
109-5-10-b-3-a	am	940829	11/29/94	12/16/94
109-5-10-b-3-b	am	940829	11/29/94	12/16/94
109-5-10-b-3-d	am	940829	11/29/94	12/16/94
109-7-6	am	940829	11/29/94	12/16/94
109-7-7	am	940829	11/29/94	12/16/94
109-9-0	am	940829	11/29/94	12/16/94
109-9-0	am	070370	7/31/2007	8/17/2007
109-9-6	am	940829	11/29/94	12/16/94
109-9-8	cr	901997	3/26/91	4/12/91

109-9-8	am	940829	11/29/94	12/16/94
109-9-8	am	070370	7/31/2007	8/17/2007
109-11-2	am	940829	11/29/94	12/16/94
109-11-2	am	070370	7/31/2007	8/17/2007
109-11-3	am	940829	11/29/94	12/16/94
109-11-3	am	070370	7/31/2007	8/17/2007
109-11-5	am	940829	11/29/94	12/16/94
109-15-0	am	940829	11/29/94	12/16/94
109-15-1	am	940829	11/29/94	12/16/94
109-15-1	am	990606	7/29/99	8/17/99
109-15-3	am	991566	2/8/2000	2/25/2000
109-15-4-h*	cr	080420	11/4/2008	11/12/2008
109-15-4-i *	cr	080420	11/4/2008	11/12/2008

* enacted as result of direct legislation; passed by city voters on 11/4/2008.

109-17-4	am	071158	1/15/2008	2/2/2008

[This page blank]

POTENTIAL FAIR HOUSING ACTIONS

According to 24 CFR 570.487(b), the Grantee must take some action to affirmatively further fair housing during the contract period. ***Circle the number of at least one of the actions below.*** If your project is funded, the action indicated will be included in your contract timetable. You will be expected to implement it according to the contract timetable.

Fair housing actions may include, but are not limited to the following:

1. Enact, strengthen or advertise a local fair housing law;

2. Make area-wide zoning revisions to facilitate the dispersal of multi-family housing outside of minority-concentrated areas;

3. Initiate or fund any studies examining current housing opportunities for minority persons, handicapped persons and families with children and have these studies form the basis of an affirmative action program providing greater housing opportunities for minorities, handicapped persons and families with children;

4. Send letters from the chief executive officer or chief elected official of the local government to those in the business of selling, renting or financing housing, encouraging them to adhere fully to the fair housing law;

5. Have the local governing body or chief elected official publicly endorse the principle of fair housing and of adherence to the fair housing law in the form of a proclamation, resolution or similar publicized statement of importance;

6. Improve community facilities and public services in racially integrated neighborhoods to help preserve their mixed character;

7. Display a fair housing poster or provide fair housing information at an appropriate public place;

8. Initiate a public education program on fair housing, involving, for example, representatives of fair housing groups, human relations' bodies, minority organizations, the real estate industry and government, through the local media. This could include talks on the community's housing opportunities;

9. Fund a fair housing organization (such as a local housing authority) to conduct studies and/or to aggressively investigate rental and/or realtor practices;

10. Suggest the use of affirmative marketing and advertising practices by private developers as a condition for obtaining local licenses and permits; and

11. Enlist the participation of local associations (realtors, real estate brokers, home builders and mortgage lenders) in approved voluntary programs to promote affirmative fair housing marketing and to review mortgage credit and underwriting criteria that may have an adverse impact on minorities, women, handicapped persons and families with children.

12. Other:_____

Number
090921
Version
SUBSTITUTE 1
Reference
Sponsor
ALD. DAVIS
Title
Substitute resolution relative to the application, acceptance and funding of the Community Development Block Grant Supplemental Disaster Allocation Emergency Assistance Program from the U. S. Department of Housing and Urban Development through the Wisconsin Department of Commerce.
Analysis
The resolution authorizes the Department of Administration's Community Development Grants Administration (CDGA) to apply, accept and fund CDBG-Emergency Assistance Program from the U. S. Department of Housing and Urban Development through the Wisconsin Department of Commerce in the amount of $3,320,509.
Body
Whereas, The City of Milwaukee is eligible for grant funds for the CDBG-Emergency Assistance Program from the U. S. Department of Housing and Urban Development through the Wisconsin Department of Commerce; and

Whereas, The operation of this grant program from July 1, 2009 through June 30, 2010 would cost $3,320,509 which would be provided by the grantor; now therefore, be it

Resolved, By the Common Council of the City of Milwaukee, that application to the Wisconsin Department of Commerce is authorized and the Community Development Grants Administration shall accept this grant without further approval unless the terms of the grant change as indicated in Section 304-81, Milwaukee Code of Ordinances; and, be it

Further Resolved, That the City of Milwaukee assures and certifies that it will comply with regulations, policies guidelines and requirements with respect to the acceptance and use of the Wisconsin Department of Commerce funds to be signed by the Mayor of the City of Milwaukee as the certifying official for these grant programs; and, be it

Further Resolved, That the administration of these funds will require the Community Development Grants Administration to monitor funds complete performance reports, and provide due diligence on grant compliance; and, be it

Further Resolved, That the City Comptroller is authorized to:

1. Commit funds within the Project/Grant Parent of the 2009 Special Revenue Grant And Aid Project Funds, the following amounts for the program/project titled Community Development Block Grant -Emergency Assistance Program (Supplemental Disaster Allocation):

Project/Grant	Fund	Org	Program	BY	SubClass	Acct
GR0000900000	0150	9990	0001	0000	R999	000600

Project	Amount
Grantor Share	$3,320,509

2. Create the necessary Grant and Aid Project/Grant and Project/Grant levels; budget against these Project/Grant values the amount required under the grant agreement;

3. Establish the necessary City Share Project values; and, be it

Further Revolved, That $3,320,509 is budgeted for the Community Development Grants Administration which is authorized to:

1. Expend from the amount budgeted for specified purposes as indicated in the grant budget and incur costs consistent with the award date;

2. Enter into subcontracts as detailed in the grant budget.

Requestor
Drafter
CDGA-CDBG-EAP
11/17/09

STATEMENT OF ASSURANCES

I, Tom Barrett, Mayor, of Milwaukee,
(Name of chief elected official) (Title) (Community Name)

in Milwaukee County certify that the City of Milwaukee:
(Community name)

[Initial each item]

1. TB Has authorized its Chief Elected Official or Administrator (City, Village, Town, or County) to submit the application, sign contracts, and conduct other business related to the proposed activity if funded.

2. TB Has implemented a citizen participation plan in accordance with the provisions of Section 104 (a)(2) and (3) of the Housing and Community Development Act of 1974, as amended.

3. TB Has identified its housing and community development needs, including those of low- and moderate-income persons and the activities to be undertaken meet such needs.

4. TB Will conduct and administer its program in conformance with the Civil Rights Act of 1964 and the Fair Housing Act, and affirmatively further fair housing.

5. TB Will minimize displacement as a result of activities associated with CDBG funds, and will follow an adopted residential anti-displacement and relocation assistance plan.

6. TB Will not use special assessments to recover the capital costs of CDBG funded public improvements from low- and moderate-income owner occupants.

7. TB Will comply with 24 CFR 570.608 regarding notification, inspection, testing, and abatement procedures concerning lead-based paint.

8. TB Has adopted and will enforce a policy prohibiting use of excessive force by law enforcement agencies within its jurisdiction against any individuals engaged in nonviolent civil rights demonstrations in accordance with Section 519 of Public Law 101144.

9. TB Has a policy of enforcing applicable state and local laws against physically barring entrance to or exit from a facility or location which is the subject of nonviolent and civil rights demonstrations.

10. TB Will not enter into a contract with any entity that is debarred, suspended, proposed for debarment, declared ineligible, or voluntarily excluded from participation.

11. TB Is currently in compliance with terms and conditions of all past and/or active Commerce awards and/or contracts.

12. TB Acknowledges that prior to project implementation, certain procedures must first be taken, including but not limited to the following: Complete the environmental review process, request federal wage rates if applicable, establish base employment levels for job related projects, enter into a development agreement with the participating business, and develop a system for tracking job retention and/or creation for LMI persons if applicable to the project.

13. TB Will comply with all the provisions of the Community Development Block Grant Program and will maintain documentation of compliance with the above certifications.

Tom Barrett 1/2/11
Signature of Chief Elected Official Date

CERTIFICATION FOR CONTRACTS, GRANTS, LOANS AND COOPERATIVE AGREEMENTS

This certifies that, to the best of the undersigned's knowledge and belief:

1. No federal appropriated funds have been paid or will be paid, by or on behalf of the undersigned, to any person for influencing or attempting to influence an officer or employee of an agency, a Member of Congress, an officer or employee of Congress, or an employee of a Member of Congress in connection with the awarding of any federal contract, the making of any federal grant, the making of any federal loan, the entering into of any cooperative agreement, and the extension, continuation, renewal, amendment, or modification of any federal contract, grant, loan, or cooperative agreement.

2. If any funds other than federal appropriated funds have been paid or will be paid to any person for influencing or attempting to influence an officer or employee of any agency, a Member of Congress, an officer or employee of Congress, or an employee of a Member of Congress in connection with this federal contract, grant, loan, or cooperative agreement, the undersigned shall complete Standard Form - LLL "Disclosure Form to Report Lobbying," in accordance with its instructions.

3. The undersigned shall require that the language of this certification be included in the award documents for all subawards at all tiers (including subcontracts, subgrants, and contracts under grants, loans, and cooperative agreements) and that all subrecipients shall certify and disclose accordingly.

This certification is a material representation of fact upon which reliance was placed when this transaction was made or entered into. Submission of this certification is a prerequisite for making or entering into this transaction imposed by Section 1352, Title 31, U.S. Code. Any person who fails to file the required certification shall be subject to a civil penalty of not less than $10,000 and not more than $100,000 for each such failure.

Chief Elected Official	Title	Date
Don Barnett	Mayor	1/7/11

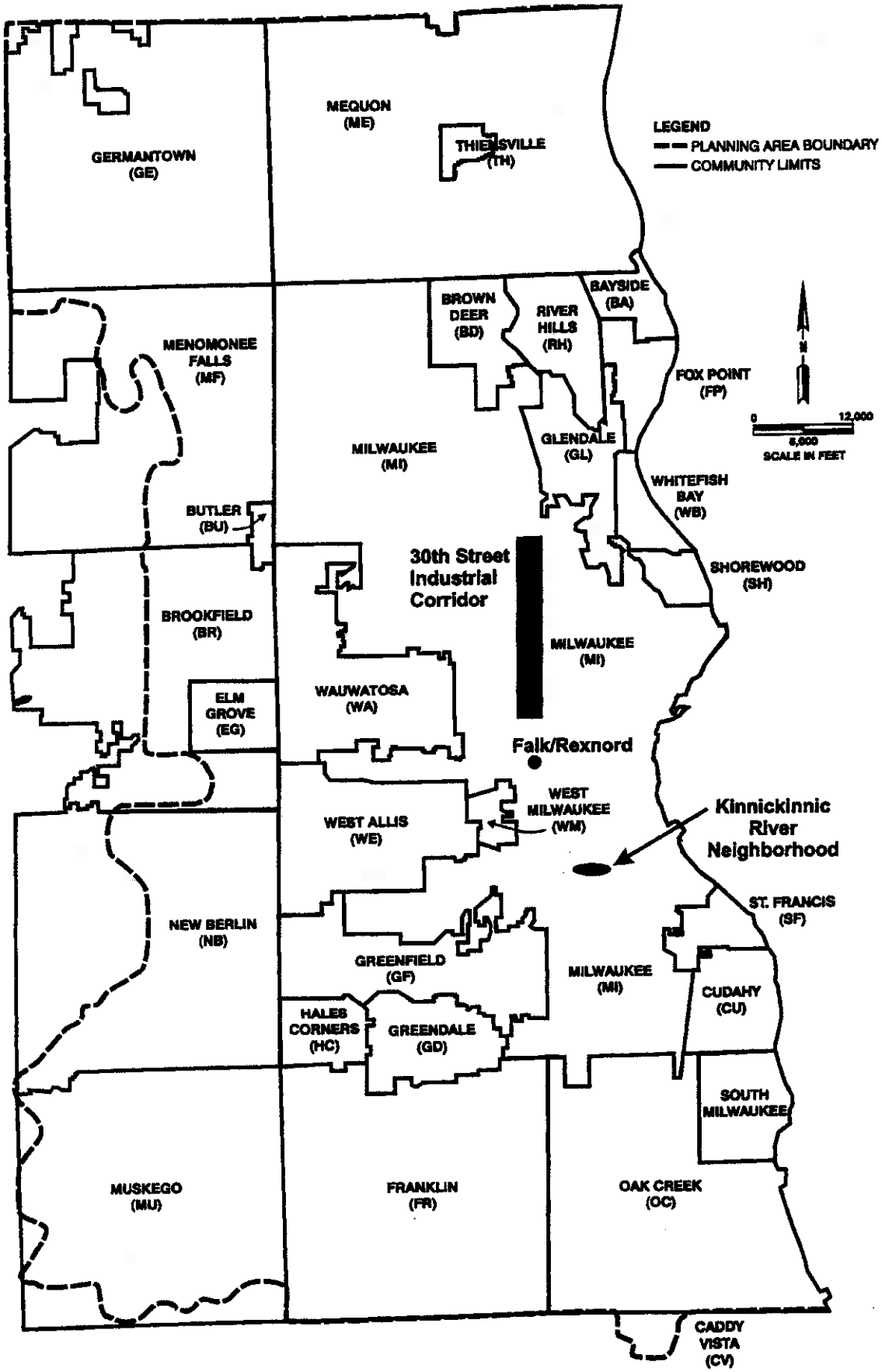

MMSD
Preserving The Environment · Improving Water Quality

12/3/09 09-226

LEGISLATIVE REFERENCE BUREAU FISCAL ANALYSIS

COMMUNITY & ECONOMIC DEVELOPMENT COMMITTEE | **ITEM 10, FILE #101198**

JANUARY 31, 2011 | **AMY E. HEFTER**

File Number 101198 is a resolution relating to the application, acceptance and funding of a Community Development Block Grant Supplemental Disaster Allocation Emergency Assistance Program for Business Mitigation grant from the U.S. Department of Housing and Urban Development through the Wisconsin Department of Commerce for projects in the 1st, 7th and 13th Aldermanic Districts.

Background

The Supplemental Disaster Allocation consists of federal funds received from the U.S. Department of Housing and Urban Development (HUD). Units of local government that sustained storm and flooding damage during the disaster period of June 5 through July 25, 2008 and are located in a county that has been declared a federal disaster area under FEMA-DR-1768 WI are eligible to apply for these funds. The 31 Counties include: Adams, Calumet, Columbia, Crawford, Dane, Dodge, Fond du Lac, Grant, Green, Green Lake, Iowa, Jefferson, Juneau, Kenosha, LaCrosse, LaFayette, Manitowoc, Marquette, Milwaukee, Monroe, Ozaukee, Racine, Richland, Rock, Sauk, Sheboygan, Vernon, Walworth, Washington, Waukesha, and Winnebago.

These funds are administered by the Wisconsin Department of Commerce as part of the Community Development Block Grant – Emergency Assistance Program (CDBG-EAP). Use of the funds must comply with rules and regulations that govern HUD's Community Development Block Grant (CDBG) program.

The CDBG-EAP funds are awarded to units of general local government to provide long-term disaster mitigation assistance for businesses that suffered damage and losses during the disaster period of June 5 through July 25, 2008.

Priority is given to business mitigation projects that will prevent future damage from similar events and that can document a benefit to employees of the assisted business that meet the low and moderate-income (LMI) guidelines.

Discussion

1. This resolution authorizes the Community Development Grants Administration to apply for, accept, and fund a Community Development Block Grant Supplemental Disaster Allocation Emergency Assistance Program for Business Mitigation grant from the U.S. Department of Housing and Urban Development through the Wisconsin Department of Commerce.

2. The purpose of this grant is to provide flood mitigation funds to businesses which experienced flooding on June 7 and 8, 2008.

3. Grant funds will be used for the following projects in 3 areas impacted by the June 2008 floods:

    - The Oak Creek Flood Management Project which includes the possible acquisition and relocation of 2 properties and construction of a berm for a 3rd property at the S. 13th Street and W. College Avenue intersection.

- The DRS Berm and Internal Flood Protection Design and Construction Project which includes construction of an earthen dam to protect the property and other engineered measures to prevent additional flood damage in the location of 4265 N. 30th Street and 4201 N. 27th Street.

- The 30th Street Corridor/Century City Design and Flood Mitigation Project which includes assessing and determining the best management practices to be implemented at Century City and the surrounding neighborhood.

Fiscal Impact

1. The total amount of this project is $3,800,000, of which $2,250,000 (60%) will be provided by the grantor and $1,550,000 (40%) by the City.

Grant Projects	Grantor Share	City Share	Total
Oak Creek Flood Management	$800,000	$900,000 (Funds provided by MMSD)	**$1,700,000**
DRS Berm & Internal Flood Protection	$350,000	$150,000 (Funds provided by DRS)	**$500,000**
30th Street Corridor/Century City	$1,100,000	$500,000 (Funds provided by Century City TID #74)	**$1,600,000**
TOTAL	**$2,250,000**	**$1,550,000**	**$3,800,000**

2. The grant period is from February 1, 2011 through December 31, 2012.

cc: Steven Mahan
Darlene Hayes
Jennifer Meyer
Ted Medhin

Prepared by: Amy E. Hefter, x2290
LRB-Research & Analysis Section
January 28, 2011

NOTICES SENT TO FOR FILE : 101198

NAME	ADDRESS	DATE NOTICE SENT		
Rocky Marcoux	DCD	1/27/11		
Ald. Wade	CC	x		
Ald. Witkowski	CC	x		
Ald. Hamilton	CC	x		
Dave Misky	RACM	x		

City of Milwaukee

200 E. Wells Street
Milwaukee, Wisconsin 53202

Legislation Details (With Text)

File #:	100784 **Version:** 0		
Type:	Communication-Report	**Status:**	In Committee
File created:	11/3/2010	**In control:**	COMMUNITY & ECONOMIC DEVELOPMENT COMMITTEE
On agenda:		**Final action:**	
Effective date:			
Title:	Communication from the Emerging Business Enterprise Program relating to the 2009 Emerging Business Enterprise Program Department Utilization Report.		
Sponsors:	THE CHAIR		
Indexes:	EMERGING BUSINESS ENTERPRISES, REPORTS AND STUDIES		
Attachments:	Cover Letter, Hearing Notice List		

Date	Ver.	Action By	Action	Result	Tally
11/3/2010	0	COMMON COUNCIL	ASSIGNED TO		
1/6/2011	0	COMMUNITY & ECONOMIC DEVELOPMENT COMMITTEE	HEARING NOTICES SENT		
1/10/2011	0	COMMUNITY & ECONOMIC DEVELOPMENT COMMITTEE	HELD TO CALL OF THE CHAIR	Pass	5:0
1/27/2011	0	COMMUNITY & ECONOMIC DEVELOPMENT COMMITTEE	HEARING NOTICES SENT		

Number
100784

Version
ORIGINAL

Reference

Sponsor
THE CHAIR

Title
Communication from the Emerging Business Enterprise Program relating to the 2009 Emerging Business Enterprise Program Department Utilization Report.

Requestor

Drafter
EBEP
OK
10/18/10

City of Milwaukee

Business Operations Division
Emerging Business Enterprise Program

Tom Barrett
Mayor

Rhonda U. Kelsey
City Purchasing Director

Ossie C. Kendrix Jr.
Manager

October 18, 2010

Honorable Members of the Common Council
Common Council
City Hall, Room 205
200 East Wells Street
Milwaukee, WI 53202

Dear Honorable Members:

I'm seeking your approval to introduce a communication file by "Title Only" in regards to the presentation of the 2009 Emerging Business Enterprise Program Department Utilization Report.

Thank you in advance for your consideration.

Sincerely,

Ossie C. Kendrix, Jr.
Manager

Cc: Rhonda Kelsey, City Purchasing Director

Room 606, City Hall, 200 East Wells Street, Milwaukee, Wisconsin 53202. Phone: (414) 286-5553
Fax (414) 286-8752 TDD (414) 286-8047
www.milwaukee.gov/ebe www.milwaukee.gov/businessense

NOTICES SENT TO FOR FILE : 100784

NAME	ADDRESS	DATE NOTICE SENT		
Rhonda Kelsey	City Purchasing Director	1/27/11		
Ossie Kendrix	Business Operations Division – Emerging Business Enterprise Program	x		

City of Milwaukee

200 E. Wells Street
Milwaukee, Wisconsin 53202

Legislation Details (With Text)

File #:	101114 **Version:** 0		
Type:	Communication-Report	**Status:**	In Committee
File created:	12/21/2010	**In control:**	COMMUNITY & ECONOMIC DEVELOPMENT COMMITTEE
On agenda:		**Final action:**	
Effective date:			
Title:	Communication from the Department of Public Works regarding the 2009 Residents Preference and the Emerging Business Enterprise Programs.		
Sponsors:	THE CHAIR		
Indexes:	EMERGING BUSINESS ENTERPRISES, REPORTS AND STUDIES		
Attachments:	2009 Annual Report Cover Letter, 2009 Annual EBE Report, Exhibit C - Emerging Business Enterprise Statistics by Division, Exhibit C - Emerging Business Enterprise Statistics by Year, 2009 RPP Report, Exhibit D - Summary of Residency Hours by Division, Exhibit D - Summary of Residency Hours by Year, Exhibit D - Summary of Residency Hours with 40% Requirement, Exhibit E - Summary of Hours Worked by Race & Gender, Exhibit F - Apprentice Program, Exhibit G - Job Classification of Resident Workers, Hearing Notice List		

Date	Ver.	Action By	Action	Result	Tally
12/21/2010	0	COMMON COUNCIL	ASSIGNED TO		
1/27/2011	0	COMMUNITY & ECONOMIC DEVELOPMENT COMMITTEE	HEARING NOTICES SENT		

Number
101114
Version
ORIGINAL
Reference

Sponsor
THE CHAIR
Title
Communication from the Department of Public Works regarding the 2009 Residents Preference and the Emerging Business Enterprise Programs.
Drafter
DPW-Administration
GK:mra
December 17, 2010
RPP and EBE Reports

December 15, 2010

To the Honorable, the Common Council

Dear Honorable Members:

Section 309-41 of the Milwaukee Code of Ordinances established the Resident Preference Program for all contracting activities of the Department of Public Works. Furthermore, Subsection 309-41(4) provides for an annual review of the program.

Attached is a copy of the annual report for the year 2009. This report summarizes the Department of Public Works' performance administering the Resident Preference and the Emerging Business Enterprise Programs.

Please introduce this communication at the Common Council meeting of December 21, 2010.

If you have any questions, feel free to contact Ghassan Korban at extension 3304.

Very truly yours,

Jeffrey J. Mantes
Commissioner of Public Works

JJM:GK:mra
Attachments
c: G. Korban
File

Emerging Business Enterprise Program

2009 Annual Report

Department of Public Works

City of Milwaukee

December 2010

The Department of Public Works requires Emerging Business Enterprise participation in almost all of its formal public works contracts. The rare exceptions are those projects where certified EBE firms are not available for the particular work involved. On occasion, specialized projects will require the services of non-EBE contractors headquartered outside the city or state.

Despite occasional individual exceptions, DPW makes every effort to average more than 18 percent EBE participation for its contract work overall. This occurs despite having a limited number of contracts every year that have either no EBE requirement or a requirement of less than the standard 18 percent. We do that by maximizing EBE opportunities on those contracts where EBE firms are available. Many of DPW's formal contracts carry EBE requirements of 20 percent or higher. As of the writing of this report, 131 contracts were closed, of which 35 of them had EBE requirements that ranged from 20 to 50 percent. The average EBE rates for 2007, 2008, and 2009 formal contracts were as follows:

Contract Year	Required EBE Rate	Achieved EBE Rate
2007	17.5%	25.5%
2008	18.24%	22.99%
2009	17.8%	25%

*These statistics were assembled from contracts closed on or before December 8, 2010 and may change to reflect the closure of subsequent contracts. Also, the Achieved EBE Rate was calculated based upon the *final cost* amount of each project

A Table comparing *Required* EBE percentages and *Actual* EBE percentages for closed 2009 contracts is included as Exhibit A. This data allows for a direct performance assessment of each contractor. Typically the EBE office provides a running analysis of EBE performance which is valuable in terms of evaluating the overall compliance with the program but does not present the direct relationship between required and actual achievements on individual contracts. (See Exhibit A) This table also illustrates that the closed 2009 contracts are averaging an EBE requirement of about 17.8%. More importantly, the actual EBE performance rate, as opposed to the required rate, is about 25% based on the final amount, or about 25.2% based on the bid amount. Therefore, on average, DPW contracts are achieving about 7% higher EBE participation than was required by City Ordinance. As of August 10, 2009, the target rate for EBE participation was adjusted from 18% to 25%. The 25% target rate will be applied to all subsequent participants of the program.

Not all contractors actually achieve the level of EBE participation established in their contracts. So far, twenty two (22) of the 2009 closed contracts have fallen short of their required EBE participation rates. Ten of the twenty contracts fell short of their required EBE rates by less than 3%.

In all cases, the shortfalls were because the work in the field changed from original expectations as the project progressed. Virtually all sewer or water main relay contracts require pavement restoration. Typically this type of work is performed by EBE firms. Some of these relay projects precede a paving project. If the timing is such that the paving contract is occurring immediately after the underground work, then restoration is no longer needed.

As a result, less pavement is restored and the opportunity for an EBE is eliminated. Contractors cannot be held accountable for shortfalls that are beyond their control. In another instance, the prime contractor could not find any EBE firms to perform any work on the project. The EBE office was consulted to help us find any EBE firms to introduce to the prime and none were found.

As mentioned, twenty two (22) of the 2009 closed contracts have experienced shortfalls in EBE participation. Many of these shortfalls were due to modifications to the original contract after the EBE requirements had been determined. Despite some contractors failing to reach their target EBE rates, it should be noted that all of the 2009 closed contracts to date achieved a measurable quantity of EBE participation. In the event that a contractor cannot meet the EBE requirement without offering a sufficient explanation, DPW will issue an initial warning, with subsequent offenses resulting in possible debarment.

DPW's formal contracting activities account for the vast majority of the Department's contract expenditures. In 2009, DPW awarded $69,825,417 in formal contracts and $8,787,759 in professional service contracts. As of 2005, DPW's Contract Administration office has been composing monthly EBE reports that include summary statistics for service contracts as well as conventional contracts. An example of the Department's monthly EBE summary report is attached hereto as Exhibit A. The report can be found on the DPW website contracts page under "Monthly EBE Report" (http://www.mpw.net/services/bids_home). They are also regularly provided to the EBE office.

As of December 2010, each of the twelve professional service contracts originating in 2009 remains open. Three of the twelve service contracts contained no EBE rate requirements. The remaining nine service contracts required an EBE participation rate of 18%. Service contracts within all DPW Divisions typically show a lower rate of EBE participation because they include money spent to pay utility bills or other municipalities for service provided to the City. In some instances, an EBE opportunity is not possible. Consequently, the inclusion of these non-EBE service contracts results in a reduction of the average EBE rate.

Exhibit C illustrates the EBE requirements and performance for the closed 2009 contracts based on the type of project. The project types in this analysis include Buildings & Fleet, Paving, Sewer, and Water. The chart below indicates that each project category performed in excess of the 18% rate as required by City ordinance, with Buildings and Fleet topping all other categories with an EBE participation rate of 34%.

The Actual Final Cost column in Exhibit C also reveals that the Sewer projects are currently responsible for about $35.3 million in closed contracts. This is followed by Paving with $12.6 million, Water with $10.7 million, and Buildings and Fleet with $3.6 million in closed contracts for 2009.

EBE Performance

The chart below illustrates the amount of payments made to emerging business enterprises according to project category. The projects include contracts for Buildings and Fleet, Paving, Sewer and Water. EBE performance is measured in two ways. The percentage paid to Emerging Business Enterprises was calculated with respect to the original bid amount as well as the actual final cost. The rates for both categories are displayed below.

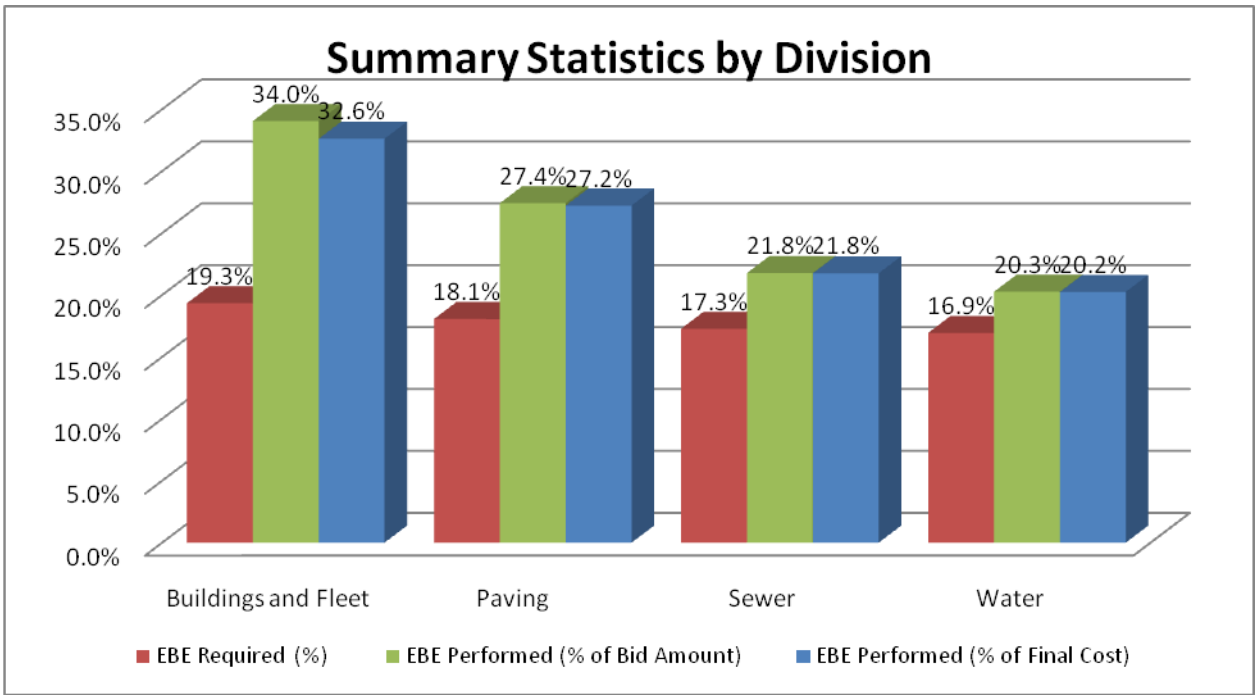

Each division surpassed the 18% threshold for EBE participation, with Buildings and Fleet projects achieving the highest rate of EBE participation for 2009 contracts closed.

During 2009 DPW entered into formal contracts with eight new prime contractors, two of which were EBE certified. As of December 2010, DPW has entered into contracts with nine new prime contractors, three of which are EBE certified. A list of new prime contractors is attached as Exhibit B.

Exhibit A: Monthly EBE Report

DEPARTMENT OF PUBLIC WORKS

EBE REPORT FOR FORMAL CONTRACTS

NOVEMBER **2010**

MONTHLY YEAR TO DATE

BUREAU	YEAR	FORMAL CONTRACTS TOTAL DOLLARS	FORMAL CONTRACTS EBE DOLLARS	FORMAL CONTRACTS EBE %	FORMAL CONTRACTS TOTAL DOLLARS	FORMAL CONTRACTS EBE DOLLARS	FORMAL CONTRACTS EBE %
	2009	$ 2,899,297.89	$665,927.48	22.97%	$ 49,481,431.50	$ 8,252,993.62	16.68%
INFR	2010	$ -	$ -	0.00%	$ 41,554,336.35	$11,003,009.51	26.48%
	2009	$ 99,070.00	$116,300.00	117.39%	$ 5,278,759.00	$ 1,262,591.00	23.92%
OPERATIONS	2010	$ 187,260.00	$ 64,250.00	34.31%	$ 2,543,500.57	$ 795,627.76	31.28%
	2009	$ 917,392.00	$144,266.00	15.73%	$ 12,908,310.00	$ 2,737,207.00	21.20%
WATER	2010	$ 60,175.00	$ 18,660.00	31.01%	$ 15,731,519.21	$ 3,681,250.45	23.40%
	2009	$ -	$ -	0.00%	$ 680,466.00	$ 274,945.00	40.41%
ADMIN	2010	$ -	$ -	0.00%	$ -	$ -	0.00%
FORMAL	2009	**$ 3,915,759.89**	**$926,493.48**	**23.66%**	**$ 68,348,966.50**	**$12,527,736.62**	**18.33%**
CONTS TOTAL	2010	**$ 247,435.00**	**$ 82,910.00**	**33.51%**	**$ 59,829,356.13**	**$15,479,887.72**	**25.87%**
PROF.SERV.	2009	$ -	$ -	0.00%	$ 3,912,433.00	$ 1,061,236.00	27.12%
CONTS TOTAL	2010	$ -	$ -	0.00%	$ 4,900,000.00	$ 1,007,052.00	20.55%
SERVICE	2009	$ 293,229.00	$ 43,624.00	14.88%	$ 3,992,915.59	$ 646,379.83	16.19%
ORDERS	2010			0.00%	$ 3,724,208.14	$ 487,631.65	13.09%
DPW	2009	**$ 4,208,988.89**	**$970,117.48**	**23.05%**	**$ 76,254,315.09**	**$14,235,352.45**	**18.67%**
TOTAL	2010	**$ 247,435.00**	**$ 82,910.00**	**33.51%**	**$ 68,453,564.27**	**$16,974,571.37**	**24.80%**

(http://www.mpw.net/services/bids_home)

Exhibit B: First-Time Prime Contractors 2008, 2009 & 2010

		EBE Contractors
2008		
1.	Titan Building Co., Inc.	
2.	Sigma Environmental Services, Inc.	
3.	**Always Towing & Recovery**	**EBE**
4.	Milwaukee Lawn Sprinkler	
5.	**Soma Home Improvement LLC**	**EBE**
6.	Design Build Fire Protection	
7.	**Penebaker Enterprises LLC**	**EBE**
8.	Masonry Restoration, Inc.	
9.	Aetna Moving & Storage, Inc.	
10.	**All Season Lawn Care & Landscaping, Inc**.	**EBE**
11.	Smithstonian Materials	
12.	**Belonger Corporation, Inc.**	**EBE**
2009		
1.	Walsdorf Roofing Company, Inc.	
2.	Musson Brothers, Inc.	
3.	ASC Pumping Equipment, Inc.	
4.	**Alpha & Omega Consulting**	**EBE**
5.	Wilkom Excavating and Grading, Inc.	
6.	Mechanical Inc.	
7.	Earth Work Services	
8.	**Diva Plumbing, LLC**	**EBE**
2010		
1.	**Lake Shore Mobil, Inc. DBA City Wide Towing**	**EBE**
2.	**Rodriguez Landscaping Company**	**EBE**
3.	Uihlein Electric Co., Inc.	
4.	Veit Environmental, Inc.	
5.	Edw. Kraemer & Sons, Inc.	
6.	Arrow Board Up, Inc.	
7.	Metropolitan Crane & Hoist Co., Inc.	
8.	**CableCom, LLC.**	**EBE**
9.	Straight Line Fence, LLC	

Exhibit C: Emerging Business Enterprise Statistics, by Division

	Emerging Business Enterprise				BID AMOUNT			FINAL COST								
NO.	CONTRACTOR	CONTR. NO.	TYPE OF PROJECT	DESCRIPTION OF PROJECT	EBE Required (%)	EBE Performed (% of bid amount)	Performed $ Amount	EBE Required (%)	EBE Performed (% of final cost)	Performed $ Amount	NO. OF BIDS	TOTAL CONTRACT BID AMOUNT	ESTIMATED CONTRACT AMOUNT	ACTUAL FINAL COST	AWARD DATE	CLOSING DATE
1	Arteaga Construction, Inc.	C545080028	B&F	Air conditioning instalation	18.0%	34.3%	$ 5,832.36	18.0%	34.3%	$ 5,832.36	5	$ 17,000.00	$ 28,000.00	$ 17,000.00	3/16/2008	11/16/2009
2	Earth Work Services	C545090118	B&F	Baseball Diamond Reconstruction	25.0%	20.9%	$ 10,225.00	25.0%	20.9%	$ 10,225.00	3	$ 48,900.00	$ 62,000.00	$ 48,900.00	9/25/2009	12/10/2009
3	Balestrieri Environmental	C545090089	B&F	Asbestos Abatement	18.0%	7.7%	$ 2,799.71	18.0%	7.7%	$ 2,799.71	6	$ 36,210.00	$ 40,000.00	$ 36,210.00	8/11/2009	1/19/2010
4	Mared Mechanical	C545070129	B&F	Systems upgrade project	18.0%	56.3%	$ 481,786.09	18.0%	36.9%	$ 481,786.09	2	$ 856,400.00	$ 1,200,000.00	$ 1,304,600.00	12/3/2007	1/15/2010
5	Bluemels Maintenance Service	C545090043	B&F	Landscaping and Sewer Work ...etc	18.0%	29.4%	$ 16,120.02	18.0%	29.4%	$ 16,120.02	5	$ 54,920.00	$ 61,450.00	$ 54,920.00	4/29/2009	2/3/2010
6	Payne & Dolan	C545090058	B&F	Grading and asphalt surfacing...etc	18.0%	19.8%	$ 11,237.20	18.0%	19.8%	$ 11,237.20	1	$ 56,860.00	$ 62,000.00	$ 56,860.00	5/28/2009	2/1/2010
7	Roberts Roofing	C545080131	B&F	Roofing installation	18.0%	3.6%	$ 11,436.70	18.0%	3.6%	$ 11,436.70	4	$ 317,686.00	$ 394,500.00	$ 317,686.00	10/15/2008	2/12/2010
8	Bluemels Maintenance Service	C545080117	B&F	Landscaping	18.0%	25.2%	$ 10,002.40	18.0%	25.2%	$ 10,002.40	1	$ 39,700.00	$ 37,000.00	$ 39,700.00	10/9/2008	3/30/2010
9	Arteaga Construction	C545080111	B&F	Atrium Ventilation Modifications	18.0%	56.5%	$ 47,470.50	18.0%	56.5%	$ 47,470.50	4	$ 84,000.00	$ 97,000.00	$ 84,000.00	9/3/2008	4/20/2010
10	Arteaga Construction	C545080130	B&F	Remodeling of mechanical/electrical systems	18.0%	49.3%	$ 76,617.05	18.0%	49.3%	$ 76,617.05	5	$ 155,300.00	$ 198,000.00	$ 155,300.00	10/17/2008	5/2/2010
11	Wm. Sackerson Constr. Co., Inc.	C545090064	B&F	Salt Dome Project	15.0%	12.4%	$ 76,404.01	15.0%	10.2%	$ 76,404.01	3	$ 618,300.00	$ 745,000.00	$ 745,800.00	6/8/2009	6/4/2010
12	Arteaga Construction	C545090130	B&F	HVAC Renovations	25.0%	56.8%	$ 35,115.00	25.0%	56.8%	$ 35,115.00	2	$ 61,800.00	$ 80,000.00	$ 61,800.00	11/11/2009	9/28/2010
13	J.F. Cook Company	C514090076	B&F	Parking Structure Repair and Painting	18.0%	79.9%	$ 145,976.58	18.0%	79.9%	$ 145,976.58	2	$ 182,646.00	$ 297,325.00	$ 182,646.00	7/16/2009	10/19/2010
14	Edgerton Contractors	C641090128	B&F	Earthwork Services	20.0%	33.5%	$ 155,143.00	20.0%	33.5%	$ 155,143.00	1	$ 463,000.00	$ 190,000.00	$ 463,000.00	10/22/2009	10/27/2010
15	Northway Fence	C523100093	B&F	Tennis Court Reconstruction (Fencing)	25.0%	25.1%	$ 8,200.00	25.0%	25.1%	$ 8,200.00	2	$ 32,690.00	$ 38,000.00	$ 32,690.00	8/18/2010	11/15/2010
				Buildings and Fleet Total			**$ 1,094,365.62**			**$ 1,094,365.62**	**46**	**$ 3,025,412.00**	**$ 3,530,275.00**	**$ 3,601,112.00**		
				Buildings and Fleet Average	**19.3%**	**34.0%**	**$ 72,957.71**	**19.3%**	**32.6%**	**$ 72,957.71**	**3.1**	**$ 201,694.13**	**$ 235,351.67**	**$ 240,074.13**		
16	Visu-Sewer Inc	C523080042	PAV	Combined sewer relay	5.0%	5.3%	$ 63,329.88	5.0%	5.3%	$ 63,329.88	1	$ 1,195,377.00	$ 1,290,000.00	$ 1,195,377.00	4/11/2008	11/4/2009
17	Stark Asphalt	C523080065	PAV	Construction of asphalt pavement ... etc.	18.0%	20.8%	$ 26,711.89	18.0%	21.6%	$ 26,711.89	4	$ 128,487.33	$ 144,941.20	$ 123,487.33	5/20/2008	11/11/2009
18	Payne & Dolan	C523090017	PAV	Pavement crackfilling	20.0%	24.9%	$ 53,351.62	20.0%	24.9%	$ 53,351.62	2	$ 214,253.87	$ 249,588.93	$ 214,253.87	3/9/2009	12/4/2009
19	Snorek Construction	C523080123	PAV	Construction of concrete alley ... etc.	18.0%	20.7%	$ 18,774.64	18.0%	20.7%	$ 18,774.64	3	$ 90,680.30	$ 81,598.15	$ 90,680.30	10/3/2008	12/8/2009
20	Rawson Contractors	C523080146	PAV	Replacement of communication manholes	10.0%	18.4%	$ 48,173.61	10.0%	18.4%	$ 48,173.61	5	$ 262,299.00	$ 202,315.00	$ 262,299.00	12/10/2008	12/21/2009
21	Payne & Dolan	C523090113	PAV	Construction of VT asphalt speed bumps...	18.0%	35.9%	$ 24,292.19	18.0%	35.9%	$ 24,292.19	2	$ 67,724.50	$ 76,561.30	$ 67,724.50	9/10/2009	1/12/2010
22	Milwaukee General	C523080060	PAV	Construction of 7 in concrete pavement etc...	18.0%	20.4%	$ 44,524.88	18.0%	20.4%	$ 44,524.88	4	$ 218,409.15	$ 238,000.00	$ 218,409.15	5/13/2008	1/26/2010
23	Zenith Tech	C523070108	PAV	Construction of asphalt pavement... etc	18.0%	24.2%	$ 15,997.12	18.0%	24.2%	$ 15,997.12	3	$ 65,986.12	$ 53,160.50	$ 65,986.12	9/27/2007	
24	Payne & Dolan	C523080029	PAV	Asphalt Resurfacing	20.0%	17.7%	$ 40,312.87	20.0%	17.6%	$ 40,312.87	3	$ 227,870.15	$ 280,330.00	$ 228,703.65	3/19/2008	2/4/2010
25	Zenith Tech	C523080101	PAV	Asphalt Construction ...etc	18.0%	31.3%	$ 85,518.01	18.0%	31.3%	$ 85,518.01	4	$ 272,887.60	$ 221,503.25	$ 272,887.60	8/6/2008	2/5/2010
26	Snorek Construction	C523080145	PAV	Asphalt Construction ...etc	18.0%	18.9%	$ 43,751.13	18.0%	18.9%	$ 43,751.13	7	$ 231,896.50	$ 221,859.25	$ 231,896.50	12/1/2008	2/10/2010
27	Payne & Dolan	C523070035	PAV	Construction of asphalt pavement... etc	18.0%	20.5%	$ 21,710.31	18.0%	20.5%	$ 21,710.31	7	$ 105,646.45	$ 119,810.25	$ 105,646.45	4/17/2007	2/22/2010
28	Payne & Dolan	C523080138	PAV	Construction of asphalt pavement... etc	18.0%	16.1%	$ 9,061.21	18.0%	16.1%	$ 9,061.21	1	$ 56,139.75	$ 56,139.75	$ 56,139.75	10/24/2008	2/23/2010
29	Payne & Dolan	C523090002	PAV	Asphalt Resurfacing	20.0%	16.7%	$ 49,510.09	20.0%	16.7%	$ 49,510.09	2	$ 296,972.85	$ 276,868.00	$ 296,972.85	1/8/2009	2/23/2010
30	D.C. Burbach	C523070077	PAV	Stage Construction Asphalt	18.0%	25.9%	$ 35,795.49	18.0%	25.9%	$ 35,795.49	5	$ 138,148.35	$ 142,356.25	$ 138,148.35	7/8/2007	2/2/2010
31	Arrow-Crete	C523070098	PAV	Construction of asphalt pavement... etc	18.0%	75.5%	$ 477,297.74	18.0%	75.5%	$ 477,297.74	3	$ 632,108.75	$ 662,938.35	$ 632,108.75	8/27/2007	3/1/2010
32	Stark Asphalt	C523070124	PAV	Construction of asphalt pavement... etc	18.0%	22.5%	$ 24,688.79	18.0%	22.5%	$ 24,688.79	3	$ 109,680.10	$ 91,472.05	$ 109,680.10	11/7/2007	3/5/2010
33	Snorek Construction	C523090055	PAV	Construction of concrete alley pavement	18.0%	19.3%	$ 19,947.63	18.0%	19.3%	$ 19,947.63	5	$ 103,302.15	$ 116,226.25	$ 103,302.15	5/18/2009	
34	Stark Asphalt	C523080129	PAV	Construction of concrete paving	18.0%	22.3%	$ 46,173.85	18.0%	22.3%	$ 46,173.85	5	$ 207,139.70	$ 217,650.00	$ 207,139.70	10/17/2008	
35	Snorek Construction	C523080070	PAV	Construction of asphalt pavement... etc	18.0%	19.9%	$ 31,438.95	18.0%	19.9%	$ 31,438.95	6	$ 158,046.35	$ 168,000.00	$ 158,046.35	5/27/2008	3/19/2010
36	Stark Asphalt	C523090037	PAV	Construction of concrete paving	18.0%	55.6%	$ 85,340.89	18.0%	55.6%	$ 85,340.89	5	$ 153,475.50	$ 189,702.40	$ 153,475.50	4/9/2009	
37	D.C. Burbach	C523080049	PAV	Construction of asphalt pavement... etc	18.0%	19.4%	$ 44,660.89	18.0%	19.4%	$ 44,660.89	4	$ 230,535.44	$ 255,000.00	$ 230,535.44	4/23/2008	4/15/2010
38	Snorek Construction	C523080064	PAV	Construction of asphalt pavement... etc	19.0%	19.4%	$ 55,142.89	19.0%	19.4%	$ 55,142.89	7	$ 284,016.53	$ 330,000.00	$ 284,016.55	5/20/2008	4/19/2010
39	Snorek Construction	C523090056	PAV	Construction of asphalt pavement... etc	20.0%	20.6%	$ 39,014.52	20.0%	20.6%	$ 39,014.52	6	$ 189,477.95	$ 218,276.30	$ 189,477.95	5/20/2009	
40	Titan Bldg. Company	C523090001	PAV	Brewers Plont Riverwalk	18.0%	22.6%	$ 56,165.57	18.0%	22.6%	$ 56,165.57	9	$ 248,749.00	$ 440,000.00	$ 248,749.00	1/5/2009	5/21/2010
41	American Sewer Services	C523070100	PAV	Combined sewer relay and watermain	10.0%	13.1%	$ 157,308.88	10.0%	13.1%	$ 157,308.88	3	$ 1,202,888.50	$ 456,000.00	$ 1,202,888.50	9/4/2007	6/11/2010
42	Snorek Construction	C523080032	PAV	Concrete Paving	18.0%	19.6%	$ 33,775.92	18.0%	19.6%	$ 33,775.92	7	$ 172,174.40	$ 200,339.80	$ 172,174.40	3/31/2008	6/14/2010
43	Snorek Construction	C523080095	PAV	Concrete Paving	18.0%	18.3%	$ 50,896.83	18.0%	18.3%	$ 50,896.83	6	$ 277,720.00	$ 277,651.25	$ 277,720.00	7/25/2008	5/26/2010
44	Arrow-Crete Construction	C523080094	PAV	Construction of new concrete alley pavement, etc.	18.0%	100.0%	$ 80,729.50	18.0%	100.0%	$ 80,729.50	4	$ 80,729.50	$ 84,359.10	$ 80,729.50	7/24/2008	7/23/2010
45	Milwaukee General	C523080109	PAV	Street Reconstruction	18.0%	21.8%	$ 57,255.47	18.0%	21.8%	$ 57,255.47	3	$ 262,369.97	$ 201,886.35	$ 262,369.97	8/27/2008	7/19/2010
46	Zenith Tech	C523080127	PAV	Pavement, Curb, Walk, Sodding	18.0%	23.7%	$ 85,070.01	18.0%	23.7%	$ 85,070.01	1	$ 359,537.05	$ 325,952.55	$ 359,537.05	10/9/2008	7/20/2010
47	Milwaukee General	C523080093	PAV	Street Reconstruction	18.0%	18.9%	$ 30,628.04	18.0%	18.9%	$ 30,628.04	4	$ 162,314.79	$ 138,494.44	$ 162,314.79	7/22/2008	7/20/2010
48	Snorek Construction	C523090025	PAV	Concrete Paving	18.0%	13.3%	$ 33,526.60	18.0%	13.3%	$ 33,526.60	7	$ 253,021.43	$ 380,909.62	$ 253,021.43	3/30/2009	8/4/2010
49	Snorek Construction	C523080124	PAV	Concrete Paving	18.0%	20.4%	$ 17,820.74	18.0%	20.4%	$ 17,820.74	7	$ 87,324.30	$ 72,703.50	$ 87,324.30	10/9/2008	8/9/2010
50	Milwaukee General	C523090033	PAV	Street Reconstruction	18.0%	39.8%	$ 60,424.58	18.0%	39.8%	$ 60,424.58	6	$ 151,992.06	$ 178,835.00	$ 151,992.06	4/8/2009	8/9/2010
51	Snorek Construction	C523080106	PAV	Concrete Paving	18.0%	19.0%	$ 37,563.11	18.0%	19.0%	$ 37,563.11	2	$ 197,377.20	$ 144,365.39	$ 197,377.20	8/20/2008	8/11/2010
52	Snorek Construction	C523090060	PAV	Concrete Paving	20.0%	20.7%	$ 30,445.92	20.0%	20.7%	$ 30,445.92	8	$ 147,015.12	$ 162,850.00	$ 147,015.12	6/3/2009	8/12/2010
53	Milwaukee General	C523080121	PAV	Alley Reconstruction	18.0%	18.0%	$ 37,298.49	18.0%	18.0%	$ 37,298.49	2	$ 207,027.44	$ 164,785.95	$ 207,027.44	10/3/2008	8/12/2010
54	Stark Asphalt	C523070082	PAV	Paving	18.0%	24.6%	$ 53,237.88	18.0%	24.6%	$ 53,237.88	7	$ 216,428.51	$ 256,084.40	$ 216,428.51	8/15/2007	8/25/2010

Exhibit C: Emerging Business Enterprise Statistics, by Division

55	Snorek Construction	C523090074	PAV	Concrete Paving	21.0%	17.7%	$ 55,262.19	21.0%	17.0%	$ 55,262.19	4	$ 311,647.17	$ 368,443.46	$ 325,789.42	6/17/2009	9/7/2010
56	Zenith Tech	C523070099	PAV	Paving Construction Work	18.0%	38.6%	$ 67,542.36	18.0%	38.6%	$ 67,542.36	5	$ 174,792.05	$ 189,398.60	$ 174,792.05	8/28/2007	9/15/2010
57	Platt Construction	C523080037	PAV	Street Paving	22.0%	102.8%	$ 168,690.43	22.0%	92.6%	$ 168,690.43	5	$ 164,105.92	$ 182,928.00	$ 182,198.41	4/4/2008	9/16/2010
58	LaLonde Contractors	C523090069	PAV	Paving	18.0%	29.9%	$ 43,025.88	18.0%	29.9%	$ 43,025.88	3	$ 143,834.88	$ 140,464.43	$ 143,834.88	6/19/2009	9/24/2010
59	Stark Asphalt	C523090028	PAV	Roadway Reconstruction	18.0%	20.9%	$ 37,900.33	18.0%	20.9%	$ 37,900.33	7	$ 181,308.14	$ 250,386.00	$ 181,308.14	4/2/2009	9/20/2010
60	D.C. Burbach	C523090117	PAV	Street Construction	25.0%	37.1%	$ 62,427.41	25.0%	37.1%	$ 62,427.41	4	$ 168,249.74	$ 170,552.00	$ 168,249.74	9/25/2009	9/22/2010
61	Milwaukee General	C523080122	PAV	Street Reconstruction	18.0%	21.2%	$ 65,440.07	18.0%	21.2%	$ 65,440.07	3	$ 308,303.95	$ 259,423.05	$ 308,303.95	10/3/2008	9/28/2010
62	Platt Construction	C523080132	PAV	Construction of VT asphalt pavement...	18.0%	61.2%	$ 165,363.14	18.0%	61.2%	$ 165,363.14	3	$ 270,362.28	$ 218,425.95	$ 270,362.28	10/17/2008	9/16/2010
63	Snorek Construction	C523090073	PAV	Concrete Paving	18.0%	20.3%	$ 48,266.21	18.0%	20.5%	$ 48,266.21	5	$ 237,285.79	$ 250,883.84	$ 235,562.84	6/12/2009	10/1/2010
64	Snorek Construction	C523090100	PAV	Concrete Paving	18.0%	18.6%	$ 43,152.92	18.0%	18.6%	$ 43,152.92	5	$ 231,631.44	$ 279,642.17	$ 231,631.44	8/19/2009	10/7/2010
65	Wm. Beaudoin & Sons	C523080096	PAV	Construction of VT asphalt pavement...	18.0%	17.6%	$ 71,079.95	18.0%	17.6%	$ 71,079.95	5	$ 402,985.28	$ 325,816.25	$ 402,985.28	7/28/2008	11/16/2010
66	LaLonde Contractors	C523090034	PAV	Concrete Paving	18.0%	22.3%	$ 50,647.65	18.0%	22.3%	$ 50,647.65	5	$ 226,771.87	$ 252,230.20	$ 226,771.87	4/8/2009	11/16/2010
67	Milwaukee General	C523100027	PAV	Street Reconstruction	25.0%	31.2%	$ 34,114.01	25.0%	31.2%	$ 34,114.01	3	$ 109,356.20	$ 121,517.30	$ 109,356.20	4/6/2010	11/22/2010
				Paving Total			**$ 3,139,581.18**			**$ 3,139,581.18**	**230**	**$ 12,597,865.37**	**$ 12,399,625.78**	**$ 12,624,210.68**		
				Paving Average	**18.1%**	**27.4%**	**$ 60,376.56**	**18.1%**	**27.2%**	**$ 60,376.56**	**4.4**	**$ 242,266.64**	**$ 238,454.34**	**$ 242,773.28**		
68	Super Excavators, Inc	C523080107	SEW	Storm Sewer relay and lining	9.0%	9.5%	$ 265,199.21	9.0%	9.5%	$ 265,199.21	2	$ 2,785,000.00	$ 3,230,000.00	$ 2,785,000.00	8/21/2009	11/18/2009
69	M.J. Construction, Inc.	C523090032	SEW	Combined sewer relay and lining	15.0%	15.1%	$ 45,914.76	15.0%	15.1%	$ 45,914.76	8	$ 303,637.35	$ 364,000.00	$ 303,637.55	4/7/2009	12/2/2009
70	Rawson Contractors	C523080062	SEW	Combined sewer lining and relay	23.0%	30.6%	$ 151,484.45	23.0%	30.6%	$ 151,484.45	6	$ 495,337.00	$ 778,000.00	$ 495,337.00	5/15/2008	12/15/2009
71	Visu-Sewer	C523080148	SEW	Storm sewer dye testing ... etc.	7.0%	6.8%	$ 7,407.15	7.0%	6.8%	$ 7,407.15	2	$ 108,201.08	$ 180,000.00	$ 108,201.08	12/10/2008	12/16/2009
72	M. J. Construction	C523080079	SEW	Combined sewer relay and lining	19.0%	21.5%	$ 66,939.92	19.0%	21.5%	$ 66,939.92	6	$ 311,548.10	$ 398,000.00	$ 311,548.10	6/16/2008	12/30/2009
73	M. J. Construction	C523070050	SEW	Combined sewer relay	24.0%	34.5%	$ 103,353.98	24.0%	34.5%	$ 103,353.98	6	$ 299,776.80	$ 439,000.00	$ 299,776.80	6/4/2007	12/30/2009
74	American Sewer Services	C523080016	SEW	Combined Storm Sewer Relay	18.0%	18.9%	$ 401,804.60	18.0%	18.9%	$ 401,804.60	6	$ 2,129,620.00	$ 1,490,000.00	$ 2,129,630.00	2/21/2008	1/26/2010
75	Visu-Sewer Inc	C523090112	SEW	Combined sewer main lining	9.0%	9.7%	$ 25,190.42	9.0%	9.7%	$ 25,190.42	2	$ 259,178.00	$ 274,000.00	$ 259,178.00	9/10/2009	1/26/2010
76	Underground Pipeline Construction	C523090053	SEW	Sanitary storm sewer relay and lining	27.0%	31.8%	$ 286,807.36	27.0%	31.8%	$ 286,807.36	8	$ 901,305.00	$ 107,300.00	$ 901,305.00	5/12/2009	1/26/2010
77	American Sewer Services	C523080081	SEW	Combined sewer relay and lining	18.0%	26.2%	$ 130,437.78	18.0%	26.2%	$ 130,437.78	7	$ 497,795.00	$ 635,000.00	$ 497,795.00	6/17/2008	2/2/2010
78	Super Excavators	C523090087	SEW	Combined sewer lining	11.0%	35.5%	$ 661,364.70	11.0%	35.5%	$ 661,364.70	2	$ 1,861,130.00	$ 2,622,000.00	$ 1,861,130.00	8/4/2009	2/9/2010
79	American Sewer Services	C523080151	SEW	Combined Sanitary Sewer Relay	18.0%	23.6%	$ 52,655.92	18.0%	23.6%	$ 52,655.92	8	$ 223,253.00	$ 266,000.00	$ 223,253.00	12/29/2008	2/11/2010
80	United Sewer and Water	C523090050	SEW	Sanitary Sewer relay	26.0%	18.1%	$ 30,190.19	26.0%	18.1%	$ 30,190.19	8	$ 166,448.60	$ 161,000.00	$ 166,448.40	5/7/2009	2/15/2010
81	MJ Construction	C523090009	SEW	Sanitary Sewer relay	24.0%	25.3%	$ 100,482.16	24.0%	25.3%	$ 100,482.16	6	$ 397,777.00	$ 493,000.00	$ 397,777.00	2/13/2009	2/22/2010
82	MJ Construction	C523070083	SEW	Combined and sanitay sewer relay	19.0%	26.8%	$ 141,329.83	19.0%	26.8%	$ 141,329.83	4	$ 526,593.15	$ 723,000.00	$ 526,593.15	8/24/2007	2/22/2010
83	MJ Construction	C523080056	SEW	Combined sewer relay	12.0%	26.3%	$ 67,022.81	12.0%	26.3%	$ 67,022.81	5	$ 254,807.05	$ 418,000.00	$ 254,807.05	5/6/2008	2/18/2010
84	Visu-Sewer Inc	C523080152	SEW	Sanitary and storm sewer relay and lining	18.0%	21.1%	$ 164,010.79	18.0%	21.1%	$ 164,010.79	8	$ 778,294.95	$ 901,000.00	$ 778,295.00	12/29/2008	2/23/2010
85	MJ Construction	C523080061	SEW	Combined Sewer Relay	19.0%	24.9%	$ 188,396.08	19.0%	24.9%	$ 188,396.08	6	$ 757,583.50	$ 1,009,000.00	$ 757,583.50	5/15/2008	3/9/2010
86	MJ Construction	C523090081	SEW	Sanitary sewer relay and relining	32.0%	33.8%	$ 114,110.00	32.0%	33.8%	$ 114,110.00	8	$ 338,004.10	$ 471,000.00	$ 338,004.10	7/28/2009	3/9/2010
87	MJ Construction	C523090096	SEW	Combined sewer main relay	15.0%	16.0%	$ 48,328.16	15.0%	16.0%	$ 48,328.16	6	$ 301,288.00	$ 423,000.00	$ 301,288.00	8/4/2009	3/17/2010
88	United Sewer and Water	C523090049	SEW	Combined sewer relay and lining	24.0%	22.4%	$ 125,999.16	24.0%	22.3%	$ 125,999.16	7	$ 562,183.43	$ 620,000.00	$ 565,835.00	5/7/2009	3/19/2010
89	American Sewer Services	C523090023	SEW	Combined and sanitay sewer relay and lining	24.0%	24.0%	$ 156,971.81	24.0%	24.0%	$ 156,971.81	4	$ 652,737.00	$ 796,000.00	$ 652,737.00	3/30/2009	3/19/2010
90	C. W. Purpero	C523090016	SEW	Sanitary Sewer Relay	27.0%	31.6%	$ 130,778.40	27.0%	31.6%	$ 130,778.40	7	$ 414,183.70	$ 511,000.00	$ 414,183.70	3/6/2009	3/19/2010
91	Reichl Construction	C545090004	SEW	Expansion joint and lighting renovations	18.0%	55.9%	$ 327,916.37	18.0%	55.9%	$ 327,916.37	3	$ 587,000.00	$ 693,000.00	$ 587,000.00	1/12/2009	3/18/2010
92	Sigma Environmental	C523090029	SEW	Sanitary manhole inspections	10.0%	12.1%	$ 12,408.48	10.0%	12.1%	$ 12,408.48	6	$ 102,304.00	$ 248,223.00	$ 102,304.00	4/3/2009	3/24/2010
93	C. W. Purpero	C523070112	SEW	Sanitary storm sewerrelay and watermain relay	11.0%	20.2%	$ 40,432.00	11.0%	20.2%	$ 40,432.00	5	$ 199,714.70	$ 325,000.00	$ 199,714.70	10/3/2007	3/19/2010
94	C. W. Purpero	C523070002	SEW	Menomonee Valley industrial center...	18.0%	11.6%	$ 178,120.00	18.0%	11.6%	$ 178,120.00	7	$ 1,532,776.56	$ 3,085,000.00	$ 1,532,776.55	1/9/2009	3/10/2010
95	American Sewer Services	C523090019	SEW	Water main relays and combined sewer..	23.0%	29.1%	$ 119,372.98	23.0%	29.1%	$ 119,372.98	5	$ 410,901.00	$ 374,000.00	$ 410,901.00	3/11/2009	
96	American Sewer Services	C523090067	SEW	Combined sewer and main relays	22.0%	18.3%	$ 73,717.21	22.0%	18.3%	$ 73,717.21	8	$ 403,345.00	$ 524,000.00	$ 403,345.00	6/10/2009	4/8/2010
97	D. F. Tomasini	C523090098	SEW	2009 stormwater quality treatment devices	12.0%	11.7%	$ 46,014.21	12.0%	11.7%	$ 46,014.21	6	$ 392,355.00	$ 345,000.00	$ 392,355.00	8/20/2009	4/2/2010
98	C. W. Purpero	C523080112	SEW	2008 Green Streets Project (stormwater planters)	18.0%	25.8%	$ 58,215.48	18.0%	25.8%	$ 58,215.48	3	$ 225,990.75	$ 218,000.00	$ 225,990.75	9/8/2008	4/21/2010
99	Visu-Sewer Inc	C523080102	SEW	Combined sewer relay and lining	14.0%	15.4%	$ 160,890.16	14.0%	15.4%	$ 160,890.16	1	$ 1,041,821.10	$ 1,016,000.00	$ 1,041,821.10	8/14/2008	5/5/2010
100	Globe Contractors	C523090048	SEW	Combined Sewer relay	18.0%	18.1%	$ 782,087.07	18.0%	18.0%	$ 782,087.07	5	$ 4,324,569.44	$ 3,642,000.00	$ 4,349,933.75	5/6/2009	4/30/2010
101	MJ Construction	C523090125	SEW	San. Sewer Relay/Relining	29.0%	33.3%	$ 45,455.77	29.0%	33.3%	$ 45,455.77	9	$ 136,510.05	$ 186,000.00	$ 136,510.05	10/13/2009	5/19/2010
102	Visu-Sewer Inc	C523090111	SEW	Sanitary Sewer Main and Lateral Lining	6.0%	8.8%	$ 28,037.53	6.0%	8.8%	$ 28,037.53	3	$ 317,609.50	$ 515,000.00	$ 317,609.50	9/10/2009	7/6/2010
103	UPI Construction Inc.	C523090066	SEW	Combined sewer relay and lining	19.0%	25.9%	$ 84,953.25	19.0%	24.6%	$ 84,953.25	7	$ 327,833.30	$ 436,000.00	$ 344,727.00	6/8/2009	7/13/2010
104	Rawson Contractors	C523090052	SEW	Pump Rehab/Construction	5.0%	6.5%	$ 12,936.49	5.0%	6.5%	$ 12,936.49	3	$ 198,363.00	$ 350,000.00	$ 198,363.00	5/12/2009	7/21/2010
105	C.W. Purpero, Inc.	C523080043	SEW	Sanitary and storm sewer relay	27.0%	36.7%	$ 93,685.74	27.0%	36.7%	$ 93,685.74	4	$ 255,426.00	$ 284,000.00	$ 255,426.00	4/11/2008	7/31/2010
106	M.J. Construction	C523080078	SEW	Combined Sewer Relay/Lining	15.0%	15.1%	$ 66,874.09	15.0%	15.1%	$ 66,874.09	7	$ 443,202.50	$ 609,000.00	$ 443,202.50	6/16/2008	8/5/2010
107	MJ Construction	C523090095	SEW	Sanitary Sewer Relay/Lining	15.0%	25.6%	$ 91,899.42	15.0%	25.6%	$ 91,899.42	8	$ 359,373.20	$ 430,000.00	$ 359,373.20	8/4/2009	9/21/2010
108	C.W. Purpero, Inc.	C523060112	SEW	Sanitary Sewer Relay	15.0%	24.6%	$ 70,341.00	15.0%	24.6%	$ 70,341.00	4	$ 286,120.00	$ 383,000.00	$ 286,120.00	11/9/2006	10/19/2010
109	Michels Tunneling	C523070054	SEW	Slip Lining of Sewer Tunnel	8.0%	9.5%	$ 493,021.61	8.0%	9.5%	$ 493,021.61	2	$ 5,184,393.00	$ 5,076,000.00	$ 5,184,408.00	6/7/2007	10/26/2010
110	American Sewer Services	C523080082	SEW	Combined Sewer Relay	22.0%	22.2%	$ 168,216.80	22.0%	22.8%	$ 168,216.80	6	$ 756,981.80	$ 870,000.00	$ 737,079.16	6/17/2008	10/26/2010
111	Visu-Sewer Inc	C523080003	SEW	Sanitary Sewer Lining	11.0%	15.1%	$ 13,173.92	11.0%	15.1%	$ 13,173.92	2	$ 87,157.00	$ 192,000.00	$ 87,157.00	1/11/2008	11/2/2010
112	MJ Construction	C523090005	SEW	Sanitary/Storm Sewer Relay	24.0%	28.3%	$ 290,941.20	24.0%	28.3%	$ 290,941.20	8	$ 1,029,152.50	$ 1,501,000.00	$ 1,029,152.50	1/14/2009	11/1/2010
113	MJ Construction	C523080103	SEW	Combined Sewer Lining	19.0%	20.1%	$ 119,485.95	19.0%	20.1%	$ 119,485.95	3	$ 594,811.90	$ 590,000.00	$ 594,811.90	8/14/2008	11/5/2010
114	Michels Corporation	C523090083	SEW	Combined Sewer Lining	6.0%	11.6%	$ 77,159.85	6.0%	11.6%	$ 77,159.85	2	$ 664,685.10	$ 1,394,000.00	$ 664,685.10	8/4/2009	10/26/2010
115	Visu-Sewer Inc	C523100006	SEW	Combined Sewer Main Relay Lining	6.0%	9.6%	$ 11,725.36	6.0%	9.6%	$ 11,725.36	2	$ 122,770.50	$ 124,000.00	$ 122,770.50	2/9/2010	10/19/2010
				Sewer Total			**$ 6,933,261.58**			**$ 6,933,261.58**	**251**	**$ 35,310,848.71**	**$ 40,719,523.00**	**$ 35,336,880.69**		
				Sewer Average	**17.3%**	**21.8%**	**$ 144,442.95**	**17.3%**	**21.8%**	**$ 144,442.95**	**5.2**	**$ 735,642.68**	**$ 848,323.40**	**$ 736,185.01**		
116	Underground Pipeline	C641080014	WAT	Water main relays	22.0%	20.0%	$ 141,393.70	22.0%	19.8%	$ 141,393.70	4	$ 708,053.83	$ 782,000.00	$ 713,020.00	2/19/2008	11/3/2009
117	Miller Pipeline	C641070087	WAT	Water main joint rehabilitation	4.0%	4.0%	$ 19,792.26	4.0%	3.9%	$ 19,792.26	1	$ 493,884.50	$ 314,000.00	$ 503,609.00	8/15/2007	11/20/2009
118	Price Erecting	C641070125	WAT	Flocculator upgrades... etc.	10.0%	13.0%	$ 137,944.72	10.0%	13.0%	$ 137,944.72	3	$ 1,062,200.00	$ 925,000.00	$ 1,062,200.00	11/30/2007	12/4/2009

Exhibit C: Emerging Business Enterprise Statistics, by Division

119	United Sewer and Water	C641080092	WAT	Water main relays	25.0%	26.8%	$ 58,938.57	25.0%	26.8%	$ 58,938.57	4	$ 219,643.00	$ 232,000.00	$ 219,643.00	7/17/2008	1/8/2010
120	Donahue & Associates	C641070510	WAT	SCADA and control room facilities	18.0%	24.8%	$ 474,889.10	18.0%	24.8%	$ 474,889.10	NA	$ 1,914,844.00	NA	$ 1,914,844.00	8/1/2007	1/13/2010
121	D. F. Tomasini	C641090059	WAT	Water main relays	26.0%	15.5%	$ 54,540.60	26.0%	15.5%	$ 54,540.60	3	$ 352,316.00	$ 357,134.00	$ 352,316.00	5/29/2009	3/16/2010
122	MJ Construction	C641090040	WAT	Water main relays	25.0%	29.2%	$ 137,702.00	25.0%	29.2%	$ 137,702.00	7	$ 470,796.00	$ 590,000.00	$ 470,796.00	4/15/2009	3/17/2010
123	Underground Pipeline Construction	C641090011	WAT	Water main relays	15.0%	14.2%	$ 17,071.00	15.0%	14.2%	$ 17,071.00	3	$ 119,824.44	$ 238,000.00	$ 119,824.44	2/17/2009	4/7/2010
124	Grunau Company	C641080019	WAT	Pump suction valve replacement	9.0%	9.2%	$ 21,241.00	9.0%	9.2%	$ 21,241.00	3	$ 231,421.00	$ 390,000.00	$ 231,421.00	2/26/2008	5/18/2010
125	Grunau Company	C523090092	WAT	Ember lane river access & restoraction project	10.0%	25.7%	$ 21,521.00	10.0%	25.7%	$ 21,521.00	2	$ 83,900.00	$ 82,200.00	$ 83,900.00	8/11/2009	5/20/2010
126	Contracting and Material Company	C641060117	WAT	Installation of new water main	13.0%	9.1%	$ 36,649.50	13.0%	9.1%	$ 36,649.50	3	$ 400,856.00	$ 240,000.00	$ 400,856.00	12/6/2006	6/7/2010
127	Underground Pipeline Construction	C641090012	WAT	Water	26.0%	31.2%	$ 230,792.82	26.0%	31.2%	$ 230,792.82	8	$ 739,083.50	$ 803,000.00	$ 739,083.50	2/26/2009	8/24/2010
128	UPI Construction Inc.	C641090101	WAT	Water Main Relay	5.0%	7.1%	$ 10,140.00	5.0%	7.1%	$ 10,140.00	9	$ 141,900.00	$ 207,000.00	$ 141,900.00	8/24/2009	8/30/2010
129	Rawson Contractors	C641080104	WAT	Water Main Extension	22.0%	21.3%	$ 671,253.90	22.0%	21.3%	$ 671,253.90	4	$ 3,146,110.00	$ 1,750,000.00	$ 3,146,110.00	8/15/2008	8/31/2010
130	C.W. Purpero, Inc.	C641090146	WAT	Kilbourn Reservoir Park Slope Remediation	25.0%	36.5%	$ 103,890.96	25.0%	36.5%	$ 103,890.96	5	$ 284,500.00	$ 236,000.00	$ 284,500.00	12/22/2009	12/3/2010
131	American Sewer Services	C641090061	WAT	Water Main Relay	16.0%	36.4%	$ 120,132.57	16.0%	36.4%	$ 120,132.57	5	$ 329,882.50	$ 422,000.00	$ 329,882.50	6/3/2009	10/29/2010
				Water Total			**$ 2,257,893.70**			**$ 2,033,870.17**	**64**	**$ 10,699,214.77**	**$ 7,568,334.00**	**$ 10,713,905.44**		
				Water Average	**16.9%**	**20.3%**	**$ 141,118.36**	**16.9%**	**20.2%**	**$ 141,118.36**	**4.3**	**$ 668,700.92**	**$ 504,555.60**	**$ 669,619.09**		
				Total to Date			**$ 13,425,102.08**			**$ 13,201,078.55**	**591**	**$ 61,633,340.85**	**$ 64,217,757.78**	**$ 62,276,108.81**		
				Average to Date	**17.8%**	**25.2%**	**$ 102,481.70**	**17.8%**	**25.0%**	**$ 102,481.70**	**4.5**	**$ 470,483.52**	**$ 493,982.75**	**$ 475,390.14**		

Summary Statistics

Division	EBE Performed (% of Final Cost)
Buildings and Fleet	32.6%
Paving	27.2%
Sewer	21.8%
Water	20.2%
Average to Date	25.0%

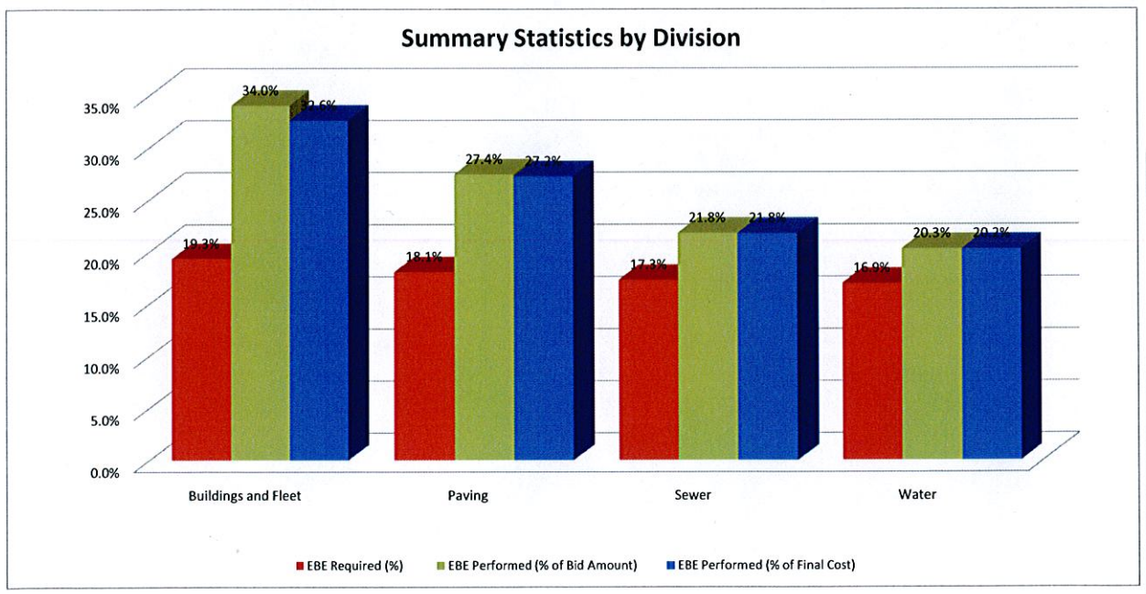

Bid Amount vs. Final Cost Summary Statistics

Division	Bid Amount	Final Cost	$ Difference	% Difference
Buildings and Fleet	$3,025,412.00	$3,601,112.00	$575,700.00	19.03%
Paving	$12,597,865.37	$12,624,210.68	$26,345.31	0.21%
Sewer	$35,310,848.71	$35,336,880.69	$26,031.98	0.07%
Water	$10,699,214.77	$10,713,905.44	$14,690.67	0.14%
All Closed Contracts	$61,633,340.85	$62,276,108.81	$642,767.95	1.04%

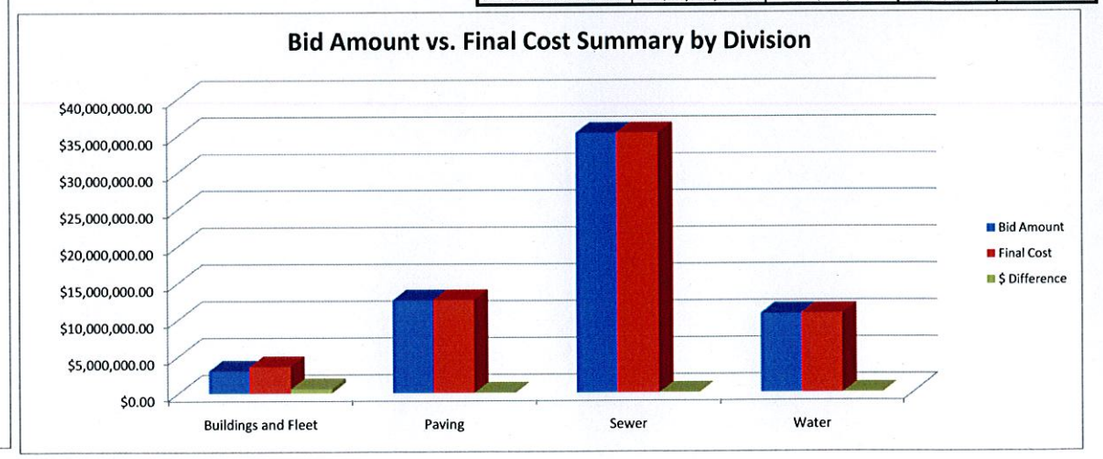

Exhibit C: Emerging Business Enterprise Statistics, by Year

NO.	Emerging Business Enterprise: CONTRACTOR	CONTR. NO.	TYPE OF PROJECT	DESCRIPTION OF PROJECT	Bid Amount: EBE Required (%)	Bid Amount: EBE Performed (% of bid amount)	Bid Amount: Performed Amount	Final Cost: EBE Required (%)	Final Cost: EBE Performed (% of final cost)	Final Cost: Performed Amount	NO. OF BIDS	TOTAL CONTRACT BID AMOUNT	ESTIMATED CONTRACT AMOUNT	ACTUAL FINAL COST	AWARD DATE	FINAL RELEASE DATE
1	Contracting and Material Company	C641060117	WAT	Installation of new water main	13.0%	9.1%	$ 36,649.50	13.0%	9.1%	$ 36,649.50	3	$ 400,856.00	$ 240,000.00	$ 400,856.00	12/6/2006	6/7/2010
2	C.W. Purpero, Inc.	C523060112	SEW	Sanitary Sewer Relay	15.0%	24.6%	$ 70,341.00	15.0%	24.6%	$ 70,341.00	4	$ 286,120.00	$ 383,000.00	$ 286,120.00	11/9/2006	10/19/2010
				2006 Total			**$ 106,990.50**			**$ 106,990.50**	**7**	**$ 686,976.00**	**$ 623,000.00**	**$ 686,976.00**		
				2006 Average	**14.0%**	**16.9%**	**$ 53,495.25**	**14.0%**	**16.9%**	**$ 53,495.25**	**3.5**	**$ 343,488.00**	**$ 311,500.00**	**$ 343,488.00**		
3	Mared Mechanical	C545070129	B&F	Systems upgrade project	18.0%	56.3%	$ 481,786.09	18.0%	36.9%	$ 481,786.09	2	$ 856,400.00	$ 1,200,000.00	$ 1,304,600.00	12/3/2007	1/15/2010
4	Zenith Tech	C523070108	PAV	Construction of asphalt pavement... etc	18.0%	24.2%	$ 15,997.12	18.0%	24.2%	$ 15,997.12	3	$ 65,986.12	$ 53,160.50	$ 65,986.12	9/27/2007	
5	Payne & Dolan	C523070035	PAV	Construction of asphalt pavement... etc	18.0%	20.5%	$ 21,710.31	18.0%	20.5%	$ 21,710.31	7	$ 105,646.45	$ 119,810.25	$ 105,646.45	4/17/2007	2/22/2010
6	D.C. Burbach	C523070077	PAV	Stage Construction Asphalt	18.0%	25.9%	$ 35,795.49	18.0%	25.9%	$ 35,795.49	5	$ 138,148.35	$ 142,356.25	$ 138,148.35	7/8/2007	2/2/2010
7	Arrow-Crete	C523070098	PAV	Construction of asphalt pavement... etc	18.0%	75.5%	$ 477,297.74	18.0%	75.5%	$ 477,297.74	3	$ 632,108.75	$ 662,938.35	$ 632,108.75	8/27/2007	3/1/2010
8	Stark Asphalt	C523070124	PAV	Construction of asphalt pavement... etc	18.0%	22.5%	$ 24,688.79	18.0%	22.5%	$ 24,688.79	3	$ 109,680.10	$ 91,472.05	$ 109,680.10	11/7/2007	3/5/2010
9	American Sewer Services	C523070100	PAV	Combined sewer relay and watermain	10.0%	13.1%	$ 157,308.88	10.0%	13.1%	$ 157,308.88	3	$ 1,202,888.50	$ 456,000.00	$ 1,202,888.50	9/4/2007	6/11/2010
10	Stark Asphalt	C523070082	PAV	Paving	18.0%	24.6%	$ 53,237.88	18.0%	24.6%	$ 53,237.88	7	$ 216,428.51	$ 256,084.40	$ 216,428.51	8/15/2007	8/25/2010
11	Zenith Tech	C523070099	PAV	Paving Construction Work	18.0%	38.6%	$ 67,542.36	18.0%	38.6%	$ 67,542.36	5	$ 174,792.05	$ 189,398.60	$ 174,792.05	8/28/2007	9/15/2010
12	M. J. Construction	C523070050	SEW	Combined sewer relay	24.0%	34.5%	$ 103,353.98	24.0%	34.5%	$ 103,353.98	6	$ 299,776.80	$ 439,000.00	$ 299,776.80	6/4/2007	12/30/2009
13	MJ Construction	C523070083	SEW	Combined and sanitay sewer relay	19.0%	26.8%	$ 141,329.83	19.0%	26.8%	$ 141,329.83	4	$ 526,593.15	$ 723,000.00	$ 526,593.15	8/24/2007	2/22/2010
14	C. W. Purpero	C523070112	SEW	Sanitary storm sewerrelay and watermain relay	11.0%	20.2%	$ 40,432.00	11.0%	20.2%	$ 40,432.00	5	$ 199,714.70	$ 325,000.00	$ 199,714.70	10/3/2007	3/19/2010
15	C. W. Purpero	C523070002	SEW	Menomonee Valley industrial center...	18.0%	11.6%	$ 178,120.00	18.0%	11.6%	$ 178,120.00	7	$ 1,532,776.56	$ 3,085,000.00	$ 1,532,776.55	1/9/2009	3/10/2010
16	Michels Tunneling	C523070054	SEW	Slip Lining of Sewer Tunnel	8.0%	9.5%	$ 493,021.61	8.0%	9.5%	$ 493,021.61	2	$ 5,184,393.00	$ 5,076,000.00	$ 5,184,408.00	6/7/2007	10/26/2010
17	Miller Pipeline	C641070087	WAT	Water main joint rehabilitation	4.0%	4.0%	$ 19,792.26	4.0%	3.9%	$ 19,792.26	1	$ 493,884.50	$ 314,000.00	$ 503,609.00	8/15/2007	11/20/2009
18	Price Erecting	C641070125	WAT	Flocculator upgrades... etc.	10.0%	13.0%	$ 137,944.72	10.0%	13.0%	$ 137,944.72	3	$ 1,062,200.00	$ 925,000.00	$ 1,062,200.00	11/30/2007	12/4/2009
19	Donahue & Associates	C641070510	WAT	SCADA and control room facilities	18.0%	24.8%	$ 474,889.10	18.0%	24.8%	$ 474,889.10	NA	$ 1,914,844.00	NA	$ 1,914,844.00	8/1/2007	1/13/2010
				2007 Total			**$ 2,924,248.16**			**$ 2,924,248.16**	**66**	**$14,716,261.54**	**$14,058,220.40**	**$15,174,201.03**		
				2007 Average	**15.6%**	**26.2%**	**$ 172,014.60**	**15.6%**	**25.1%**	**$ 172,014.60**	**4.1**	**$ 865,662.44**	**$ 878,638.78**	**$ 892,600.06**		
20	Arteaga Construction, Inc.	C545080028	B&F	Air conditioning instalation	18.0%	34.3%	$ 5,832.36	18.0%	34.3%	$ 5,832.36	5	$ 17,000.00	$ 28,000.00	$ 17,000.00	3/16/2008	11/16/2009
21	Roberts Roofing	C545080131	B&F	Roofing installation	18.0%	3.6%	$ 11,436.70	18.0%	3.6%	$ 11,436.70	4	$ 317,686.00	$ 394,500.00	$ 317,686.00	10/15/2008	2/12/2010
22	Arteaga Construction	C545080111	B&F	Atrium Ventilation Modifications	18.0%	56.5%	$ 47,470.50	18.0%	56.5%	$ 47,470.50	4	$ 84,000.00	$ 97,000.00	$ 84,000.00	9/3/2008	4/20/2010
23	Arteaga Construction	C545080130	B&F	Remodeling of mechanical/electrical systems	18.0%	49.3%	$ 76,617.05	18.0%	49.3%	$ 76,617.05	5	$ 155,300.00	$ 198,000.00	$ 155,300.00	10/17/2008	5/2/2010
24	Bluemels Maintenance Service	C545080117	B&F	Landscaping	18.0%	25.2%	$ 10,002.40	18.0%	25.2%	$ 10,002.40	1	$ 39,700.00	$ 37,000.00	$ 39,700.00	10/9/2008	3/30/2010
25	Visu-Sewer Inc	C523080042	PAV	Combined sewer relay	5.0%	5.3%	$ 63,329.88	5.0%	5.3%	$ 63,329.88	1	$ 1,195,377.00	$ 1,290,000.00	$ 1,195,377.00	4/11/2008	11/4/2009
26	Stark Asphalt	C523080065	PAV	Construction of asphalt pavement ... etc.	18.0%	20.8%	$ 26,711.89	18.0%	21.6%	$ 26,711.89	4	$ 128,487.33	$ 144,941.20	$ 123,487.33	5/20/2008	11/11/2009
27	Snorek Construction	C523080123	PAV	Construction of concrete alley ... etc.	18.0%	20.7%	$ 18,774.64	18.0%	20.7%	$ 18,774.64	3	$ 90,680.30	$ 81,598.15	$ 90,680.30	10/3/2008	12/8/2009
28	Rawson Contractors	C523080146	PAV	Replacement of communication manholes	10.0%	18.4%	$ 48,173.61	10.0%	18.4%	$ 48,173.61	5	$ 262,299.00	$ 202,315.00	$ 262,299.00	12/10/2008	12/21/2009
29	Milwaukee General	C523080060	PAV	Construction of 7 in concrete pavement etc...	18.0%	20.4%	$ 44,524.88	18.0%	20.4%	$ 44,524.88	4	$ 218,409.15	$ 238,000.00	$ 218,409.15	5/13/2008	1/26/2010
30	Payne & Dolan	C523080029	PAV	Asphalt Resurfacing	20.0%	17.7%	$ 40,312.87	20.0%	17.6%	$ 40,312.87	3	$ 227,870.15	$ 280,330.00	$ 228,703.65	3/19/2008	2/4/2010
31	Zenith Tech	C523080101	PAV	Asphalt Construction ...etc	18.0%	31.3%	$ 85,518.01	18.0%	31.3%	$ 85,518.01	4	$ 272,887.60	$ 221,503.25	$ 272,887.60	8/6/2008	2/5/2010
32	Snorek Construction	C523080145	PAV	Asphalt Construction ...etc	18.0%	18.9%	$ 43,751.13	18.0%	18.9%	$ 43,751.13	7	$ 231,896.50	$ 221,859.25	$ 231,896.50	12/1/2008	2/10/2010
33	Payne & Dolan	C523080138	PAV	Construction of asphalt pavement... etc	18.0%	16.1%	$ 9,061.21	18.0%	16.1%	$ 9,061.21	1	$ 56,139.75	$ 56,139.75	$ 56,139.75	10/24/2008	2/23/2010
34	Stark Asphalt	C523080129	PAV	Construction of concrete paving	18.0%	22.3%	$ 46,173.85	18.0%	22.3%	$ 46,173.85	5	$ 207,139.70	$ 217,650.00	$ 207,139.70	10/17/2008	
35	Snorek Construction	C523080070	PAV	Construction of asphalt pavement... etc	18.0%	19.9%	$ 31,438.95	18.0%	19.9%	$ 31,438.95	6	$ 158,046.35	$ 168,000.00	$ 158,046.35	5/27/2008	3/19/2010
36	D.C. Burbach	C523080049	PAV	Construction of asphalt pavement... etc	18.0%	19.4%	$ 44,660.89	18.0%	19.4%	$ 44,660.89	4	$ 230,535.44	$ 255,000.00	$ 230,535.44	4/23/2008	4/15/2010
37	Snorek Construction	C523080064	PAV	Construction of asphalt pavement... etc	19.0%	19.4%	$ 55,142.89	19.0%	19.4%	$ 55,142.89	7	$ 284,016.53	$ 330,000.00	$ 284,016.55	5/20/2008	4/19/2010
38	Snorek Construction	C523080032	PAV	Concrete Paving	18.0%	19.6%	$ 33,775.92	18.0%	19.6%	$ 33,775.92	7	$ 172,174.40	$ 200,339.80	$ 172,174.40	3/31/2008	6/14/2010
39	Snorek Construction	C523080095	PAV	Concrete Paving	18.0%	18.3%	$ 50,896.83	18.0%	18.3%	$ 50,896.83	6	$ 277,720.00	$ 277,651.25	$ 277,720.00	7/25/2008	5/26/2010
40	Arrow-Crete Construction	C523080094	PAV	Construction of new concrete alley pavement, etc.	18.0%	100.0%	$ 80,729.50	18.0%	100.0%	$ 80,729.50	4	$ 80,729.50	$ 84,359.10	$ 80,729.50	7/24/2008	7/23/2010
41	Milwaukee General	C523080109	PAV	Street Reconstruction	18.0%	21.8%	$ 57,255.47	18.0%	21.8%	$ 57,255.47	3	$ 262,369.97	$ 201,886.35	$ 262,369.97	8/27/2008	7/19/2010
42	Zenith Tech	C523080127	PAV	Pavement, Curb, Walk, Sodding	18.0%	23.7%	$ 85,070.01	18.0%	23.7%	$ 85,070.01	1	$ 359,537.05	$ 325,952.55	$ 359,537.05	10/9/2008	7/20/2010
43	Milwaukee General	C523080093	PAV	Street Reconstruction	18.0%	18.9%	$ 30,628.04	18.0%	18.9%	$ 30,628.04	4	$ 162,314.79	$ 138,494.44	$ 162,314.79	7/22/2008	7/20/2010
44	Snorek Construction	C523080124	PAV	Concrete Paving	18.0%	20.4%	$ 17,820.74	18.0%	20.4%	$ 17,820.74	7	$ 87,324.30	$ 72,703.50	$ 87,324.30	10/9/2008	8/9/2010
45	Snorek Construction	C523080106	PAV	Concrete Paving	18.0%	19.0%	$ 37,563.11	18.0%	19.0%	$ 37,563.11	2	$ 197,377.20	$ 144,365.39	$ 197,377.20	8/20/2008	8/11/2010
46	Milwaukee General	C523080121	PAV	Alley Reconstruction	18.0%	18.0%	$ 37,298.49	18.0%	18.0%	$ 37,298.49	2	$ 207,027.44	$ 164,785.95	$ 207,027.44	10/3/2008	8/12/2010
47	Platt Construction	C523080037	PAV	Street Paving	22.0%	102.8%	$ 168,690.43	22.0%	92.6%	$ 168,690.43	5	$ 164,105.92	$ 182,928.00	$ 182,198.41	4/4/2008	9/16/2010
48	Milwaukee General	C523080122	PAV	Street Reconstruction	18.0%	21.2%	$ 65,440.07	18.0%	21.2%	$ 65,440.07	3	$ 308,303.95	$ 259,423.05	$ 308,303.95	10/3/2008	9/28/2010
49	Platt Construction	C523080132	PAV	Construction of VT asphalt pavement...	18.0%	61.2%	$ 165,363.14	18.0%	61.2%	$ 165,363.14	3	$ 270,362.28	$ 218,425.95	$ 270,362.28	10/17/2008	9/16/2010
50	Wm. Beaudoin & Sons	C523080096	PAV	Construction of VT asphalt pavement...	18.0%	17.6%	$ 71,079.95	18.0%	17.6%	$ 71,079.95	5	$ 402,985.28	$ 325,816.25	$ 402,985.28	7/28/2008	11/16/2010
51	Super Excavators, Inc	C523080107	SEW	Storm Sewer relay and lining	9.0%	9.5%	$ 265,199.21	9.0%	9.5%	$ 265,199.21	2	$ 2,785,000.00	$ 3,230,000.00	$ 2,785,000.00	8/21/2009	11/18/2009
52	Rawson Contractors	C523080062	SEW	Combined sewer lining and relay	23.0%	30.6%	$ 151,484.45	23.0%	30.6%	$ 151,484.45	6	$ 495,337.00	$ 778,000.00	$ 495,337.00	5/15/2008	12/15/2009
53	Visu-Sewer	C523080148	SEW	Storm sewer dye testing ... etc.	7.0%	6.8%	$ 7,407.15	7.0%	6.8%	$ 7,407.15	2	$ 108,201.08	$ 180,000.00	$ 108,201.08	12/10/2008	12/16/2009

Exhibit C: Emerging Business Enterprise Statistics, by Year

54	M. J. Construction	C523080079	SEW	Combined sewer relay and lining	19.0%	21.5%	$ 66,939.92	19.0%	21.5%	$ 66,939.92	6	$ 311,548.10	$ 398,000.00	$ 311,548.10	6/16/2008	12/30/2009
55	American Sewer Services	C523080016	SEW	Combined Storm Sewer Relay	18.0%	18.9%	$ 401,804.60	18.0%	18.9%	$ 401,804.60	6	$ 2,129,620.00	$ 1,490,000.00	$ 2,129,630.00	2/21/2008	1/26/2010
56	American Sewer Services	C523080081	SEW	Combined sewer relay and lining	18.0%	26.2%	$ 130,437.78	18.0%	26.2%	$ 130,437.78	7	$ 497,795.00	$ 635,000.00	$ 497,795.00	6/17/2008	2/2/2010
57	American Sewer Services	C523080151	SEW	Combined Sanitary Sewer Relay	18.0%	23.6%	$ 52,655.92	18.0%	23.6%	$ 52,655.92	8	$ 223,253.00	$ 266,000.00	$ 223,253.00	12/29/2008	2/11/2010
58	MJ Construction	C523080056	SEW	Combined sewer relay	12.0%	26.3%	$ 67,022.81	12.0%	26.3%	$ 67,022.81	5	$ 254,807.05	$ 418,000.00	$ 254,807.05	5/6/2008	2/18/2010
59	Visu-Sewer Inc	C523080152	SEW	Sanitary and storm sewer relay and lining	18.0%	21.1%	$ 164,010.79	18.0%	21.1%	$ 164,010.79	8	$ 778,294.95	$ 901,000.00	$ 778,295.00	12/29/2008	2/23/2010
60	MJ Construction	C523080061	SEW	Combined Sewer Relay	19.0%	24.9%	$ 188,396.08	19.0%	24.9%	$ 188,396.08	6	$ 757,583.50	$ 1,009,000.00	$ 757,583.50	5/15/2008	3/9/2010
61	C. W. Purpero	C523080112	SEW	2008 Green Streets Project (stormwater planters)	18.0%	25.8%	$ 58,215.48	18.0%	25.8%	$ 58,215.48	3	$ 225,990.75	$ 218,000.00	$ 225,990.75	9/8/2008	4/21/2010
62	Visu-Sewer Inc	C523080102	SEW	Combined sewer relay and lining	14.0%	15.4%	$ 160,890.16	14.0%	15.4%	$ 160,890.16	1	$ 1,041,821.10	$ 1,016,000.00	$ 1,041,821.10	8/14/2008	5/5/2010
63	C.W. Purpero, Inc.	C523080043	SEW	Sanitary and storm sewer relay	27.0%	36.7%	$ 93,685.74	27.0%	36.7%	$ 93,685.74	4	$ 255,426.00	$ 284,000.00	$ 255,426.00	4/11/2008	7/31/2010
64	M.J. Construction	C523080078	SEW	Combined Sewer Relay/Lining	15.0%	15.1%	$ 66,874.09	15.0%	15.1%	$ 66,874.09	7	$ 443,202.50	$ 609,000.00	$ 443,202.50	6/16/2008	8/5/2010
65	American Sewer Services	C523080082	SEW	Combined Sewer Relay	22.0%	22.2%	$ 168,216.80	22.0%	22.8%	$ 168,216.80	6	$ 756,981.80	$ 870,000.00	$ 737,079.16	6/17/2008	10/26/2010
66	Visu-Sewer Inc	C523080003	SEW	Sanitary Sewer Lining	11.0%	15.1%	$ 13,173.92	11.0%	15.1%	$ 13,173.92	2	$ 87,157.00	$ 192,000.00	$ 87,157.00	1/11/2008	11/2/2010
67	MJ Construction	C523080103	SEW	Combined Sewer Lining	19.0%	20.1%	$ 119,485.95	19.0%	20.1%	$ 119,485.95	3	$ 594,811.90	$ 590,000.00	$ 594,811.90	8/14/2008	11/5/2010
68	Underground Pipeline	C641080014	WAT	Water main relays	22.0%	20.0%	$ 141,393.70	22.0%	19.8%	$ 141,393.70	4	$ 708,053.83	$ 782,000.00	$ 713,020.00	2/19/2008	11/3/2009
69	United Sewer and Water	C641080092	WAT	Water main relays	25.0%	26.8%	$ 58,938.57	25.0%	26.8%	$ 58,938.57	4	$ 219,643.00	$ 232,000.00	$ 219,643.00	7/17/2008	1/8/2010
70	Rawson Contractors	C641080104	WAT	Water Main Extension	22.0%	21.3%	$ 671,253.90	22.0%	21.3%	$ 671,253.90	4	$ 3,146,110.00	$ 1,750,000.00	$ 3,146,110.00	8/15/2008	8/31/2010
71	Grunau Company	C641080019	WAT	Pump suction valve replacement	9.0%	9.2%	$ 21,241.00	9.0%	9.2%	$ 21,241.00	3	$ 231,421.00	$ 390,000.00	$ 231,421.00	2/26/2008	5/18/2010
				2008 Total			**$ 4,679,273.43**			**$ 4,679,273.43**	**222**	**$23,181,861.44**	**$23,296,968.18**	**$23,180,861.03**		
				2008 Average	**17.5%**	**25.4%**	**$ 89,986.03**	**17.5%**	**25.2%**	**$ 89,986.03**	**4.3**	**$ 445,805.03**	**$ 448,018.62**	**$ 445,785.79**		
72	Earth Work Services	C545090118	B&F	Baseball Diamond Reconstruction	25.0%	20.9%	$ 10,225.00	25.0%	20.9%	$ 10,225.00	3	$ 48,900.00	$ 62,000.00	$ 48,900.00	9/25/2009	12/10/2009
73	Balestrieri Environmental	C545090089	B&F	Asbestos Abatement	18.0%	7.7%	$ 2,799.71	18.0%	7.7%	$ 2,799.71	6	$ 36,210.00	$ 40,000.00	$ 36,210.00	8/11/2009	1/19/2010
74	Bluemels Maintenance Service	C545090043	B&F	Landscaping and Sewer Work ...etc	18.0%	29.4%	$ 16,120.02	18.0%	29.4%	$ 16,120.02	5	$ 54,920.00	$ 61,450.00	$ 54,920.00	4/29/2009	2/3/2010
75	Payne & Dolan	C545090058	B&F	Grading and asphalt surfacing...etc	18.0%	19.8%	$ 11,237.20	18.0%	19.8%	$ 11,237.20	1	$ 56,860.00	$ 62,000.00	$ 56,860.00	5/28/2009	2/1/2010
76	Wm. Sackerson Constr. Co., Inc.	C545090064	B&F	Salt Dome Project	15.0%	12.4%	$ 76,404.01	15.0%	10.2%	$ 76,404.01	3	$ 618,300.00	$ 745,000.00	$ 745,800.00	6/8/2009	6/4/2010
77	Arteaga Construction	C545090130	B&F	HVAC Renovations	25.0%	56.8%	$ 35,115.00	25.0%	56.8%	$ 35,115.00	2	$ 61,800.00	$ 80,000.00	$ 61,800.00	11/11/2009	9/28/2010
78	J.F. Cook Company	C514090076	B&F	Parking Structure Repair and Painting	18.0%	79.9%	$ 145,976.58	18.0%	79.9%	$ 145,976.58	2	$ 182,646.00	$ 297,325.00	$ 182,646.00	7/16/2009	10/19/2010
79	Edgerton Contractors	C641090128	B&F	Earthwork Services	20.0%	33.5%	$ 155,143.00	20.0%	33.5%	$ 155,143.00	1	$ 463,000.00	$ 190,000.00	$ 463,000.00	10/22/2009	10/27/2010
80	Payne & Dolan	C523090017	PAV	Pavement crackfilling	20.0%	24.9%	$ 53,351.62	20.0%	24.9%	$ 53,351.62	2	$ 214,253.87	$ 249,588.93	$ 214,253.87	3/9/2009	12/4/2009
81	Payne & Dolan	C523090113	PAV	Construction of VT asphalt speed bumps...	18.0%	35.9%	$ 24,292.19	18.0%	35.9%	$ 24,292.19	2	$ 67,724.50	$ 76,561.30	$ 67,724.50	9/10/2009	1/12/2010
82	Payne & Dolan	C523090002	PAV	Asphalt Resurfacing	20.0%	16.7%	$ 49,510.09	20.0%	16.7%	$ 49,510.09	2	$ 296,972.85	$ 276,868.00	$ 296,972.85	1/8/2009	2/23/2010
83	Snorek Construction	C523090055	PAV	Construction of concrete alley pavement	18.0%	19.3%	$ 19,947.63	18.0%	19.3%	$ 19,947.63	5	$ 103,302.15	$ 116,226.25	$ 103,302.15	5/18/2009	
84	Stark Asphalt	C523090037	PAV	Construction of concrete paving	18.0%	55.6%	$ 85,340.89	18.0%	55.6%	$ 85,340.89	5	$ 153,475.50	$ 189,702.40	$ 153,475.50	4/9/2009	
85	Snorek Construction	C523090056	PAV	Construction of asphalt pavement... etc	20.0%	20.6%	$ 39,014.52	20.0%	20.6%	$ 39,014.52	6	$ 189,477.95	$ 218,276.30	$ 189,477.95	5/20/2009	
86	Titan Bldg. Company	C523090001	PAV	Brewers Piont Riverwalk	18.0%	22.6%	$ 56,165.57	18.0%	22.6%	$ 56,165.57	9	$ 248,749.00	$ 440,000.00	$ 248,749.00	1/5/2009	5/21/2010
87	Snorek Construction	C523090025	PAV	Concrete Paving	18.0%	13.3%	$ 33,526.60	18.0%	13.3%	$ 33,526.60	7	$ 253,021.43	$ 380,909.62	$ 253,021.43	3/30/2009	8/4/2010
88	Milwaukee General	C523090033	PAV	Street Reconstruction	18.0%	39.8%	$ 60,424.58	18.0%	39.8%	$ 60,424.58	6	$ 151,992.06	$ 178,835.00	$ 151,992.06	4/8/2009	8/9/2010
89	Snorek Construction	C523090060	PAV	Concrete Paving	20.0%	20.7%	$ 30,445.92	20.0%	20.7%	$ 30,445.92	8	$ 147,015.12	$ 162,850.00	$ 147,015.12	6/3/2009	8/12/2010
90	Snorek Construction	C523090074	PAV	Concrete Paving	21.0%	17.7%	$ 55,262.19	21.0%	17.0%	$ 55,262.19	4	$ 311,647.17	$ 368,443.46	$ 325,789.42	6/17/2009	9/7/2010
91	LaLonde Contractors	C523090069	PAV	Paving	18.0%	29.9%	$ 43,025.88	18.0%	29.9%	$ 43,025.88	3	$ 143,834.88	$ 140,464.43	$ 143,834.88	6/19/2009	9/24/2010
92	Stark Asphalt	C523090028	PAV	Roadway Reconstruction	18.0%	20.9%	$ 37,900.33	18.0%	20.9%	$ 37,900.33	7	$ 181,308.14	$ 250,386.00	$ 181,308.14	4/2/2009	9/20/2010
93	D.C. Burbach	C523090117	PAV	Street Construction	25.0%	37.1%	$ 62,427.41	25.0%	37.1%	$ 62,427.41	4	$ 168,249.74	$ 170,552.00	$ 168,249.74	9/25/2009	9/22/2010
94	Snorek Construction	C523090073	PAV	Concrete Paving	18.0%	20.3%	$ 48,266.21	18.0%	20.5%	$ 48,266.21	5	$ 237,285.79	$ 250,883.84	$ 235,562.84	6/12/2009	10/1/2010
95	Snorek Construction	C523090100	PAV	Concrete Paving	18.0%	18.6%	$ 43,152.92	18.0%	18.6%	$ 43,152.92	5	$ 231,631.44	$ 279,642.17	$ 231,631.44	8/19/2009	10/7/2010
96	LaLonde Contractors	C523090034	PAV	Concrete Paving	18.0%	22.3%	$ 50,647.65	18.0%	22.3%	$ 50,647.65	5	$ 226,771.87	$ 252,230.20	$ 226,771.87	4/8/2009	11/16/2010
97	M.J. Construction, Inc.	C523090032	SEW	Combined sewer relay and lining	15.0%	15.1%	$ 45,914.76	15.0%	15.1%	$ 45,914.76	8	$ 303,637.35	$ 364,000.00	$ 303,637.55	4/7/2009	12/2/2009
98	Visu-Sewer Inc	C523090112	SEW	Combined sewer main lining	9.0%	9.7%	$ 25,190.42	9.0%	9.7%	$ 25,190.42	2	$ 259,178.00	$ 274,000.00	$ 259,178.00	9/10/2009	1/26/2010
99	Underground Pipeline Construction	C523090053	SEW	Sanitary storm sewer relay and lining	27.0%	31.8%	$ 286,807.36	27.0%	31.8%	$ 286,807.36	8	$ 901,305.00	$ 107,300.00	$ 901,305.00	5/12/2009	1/26/2010
100	Super Excavators	C523090087	SEW	Combined sewer lining	11.0%	35.5%	$ 661,364.70	11.0%	35.5%	$ 661,364.70	2	$ 1,861,130.00	$ 2,622,000.00	$ 1,861,130.00	8/4/2009	2/9/2010
101	United Sewer and Water	C523090050	SEW	Sanitary Sewer relay	26.0%	18.1%	$ 30,190.19	26.0%	18.1%	$ 30,190.19	8	$ 166,448.60	$ 161,000.00	$ 166,448.40	5/7/2009	2/15/2010
102	MJ Construction	C523090009	SEW	Sanitary Sewer relay	24.0%	25.3%	$ 100,482.16	24.0%	25.3%	$ 100,482.16	6	$ 397,777.00	$ 493,000.00	$ 397,777.00	2/13/2009	2/22/2010
103	MJ Construction	C523090081	SEW	Sanitary sewer relay and relining	32.0%	33.8%	$ 114,110.00	32.0%	33.8%	$ 114,110.00	8	$ 338,004.10	$ 471,000.00	$ 338,004.10	7/28/2009	3/9/2010
104	MJ Construction	C523090096	SEW	Combined sewer main relay	15.0%	16.0%	$ 48,328.16	15.0%	16.0%	$ 48,328.16	6	$ 301,288.00	$ 423,000.00	$ 301,288.00	8/4/2009	3/17/2010
105	United Sewer and Water	C523090049	SEW	Combined sewer relay and lining	24.0%	22.4%	$ 125,999.16	24.0%	22.3%	$ 125,999.16	7	$ 562,183.43	$ 620,000.00	$ 565,835.00	5/7/2009	3/19/2010
106	American Sewer Services	C523090023	SEW	Combined and sanitay sewer relay and lining	24.0%	24.0%	$ 156,971.81	24.0%	24.0%	$ 156,971.81	4	$ 652,737.00	$ 796,000.00	$ 652,737.00	3/30/2009	3//19/2010
107	C. W. Purpero	C523090016	SEW	Sanitary Sewer Relay	27.0%	31.6%	$ 130,778.40	27.0%	31.6%	$ 130,778.40	7	$ 414,183.70	$ 511,000.00	$ 414,183.70	3/6/2009	3/19/2010
108	Reichl Construction	C545090004	SEW	Expansion joint and lighting renovations	18.0%	55.9%	$ 327,916.37	18.0%	55.9%	$ 327,916.37	3	$ 587,000.00	$ 693,000.00	$ 587,000.00	1/12/2009	3/18/2010
109	Sigma Environmental	C523090029	SEW	Sanitary manhole inspections	10.0%	12.1%	$ 12,408.48	10.0%	12.1%	$ 12,408.48	6	$ 102,304.00	$ 248,223.00	$ 102,304.00	4/3/2009	3/24/2010
110	American Sewer Services	C523090019	SEW	Water main relays and combined sewer..	23.0%	29.1%	$ 119,372.98	23.0%	29.1%	$ 119,372.98	5	$ 410,901.00	$ 374,000.00	$ 410,901.00	3/11/2009	
111	American Sewer Services	C523090067	SEW	Combined sewer and main relays	22.0%	18.3%	$ 73,717.21	22.0%	18.3%	$ 73,717.21	8	$ 403,345.00	$ 524,000.00	$ 403,345.00	6/10/2009	4/8/2010
112	D. F. Tomasini	C523090098	SEW	2009 stormwater quality treatment devices	12.0%	11.7%	$ 46,014.21	12.0%	11.7%	$ 46,014.21	6	$ 392,355.00	$ 345,000.00	$ 392,355.00	8/20/2009	4/2/2010
113	Globe Contractors	C523090048	SEW	Combined Sewer relay	18.0%	18.1%	$ 782,087.07	18.0%	18.0%	$ 782,087.07	5	$ 4,324,569.44	$ 3,642,000.00	$ 4,349,933.75	5/6/2009	4/30/2010
114	MJ Construction	C523090125	SEW	San. Sewer Relay/Relining	29.0%	33.3%	$ 45,455.77	29.0%	33.3%	$ 45,455.77	9	$ 136,510.05	$ 186,000.00	$ 136,510.05	10/13/2009	5/19/2010
115	Visu-Sewer Inc	C523090111	SEW	Sanitary Sewer Main and Lateral Lining	6.0%	8.8%	$ 28,037.53	6.0%	8.8%	$ 28,037.53	3	$ 317,609.50	$ 515,000.00	$ 317,609.50	9/10/2009	7/6/2010

Exhibit C: Emerging Business Enterprise Statistics, by Year

116	UPI Construction Inc.	C523090066	SEW	Combined sewer relay and lining	19.0%	25.9%	$ 84,953.25	19.0%	24.6%	$ 84,953.25	7	$ 327,833.30	$ 436,000.00	$ 344,727.00	6/8/2009	7/13/2010
117	Rawson Contractors	C523090052	SEW	Pump Rehab/Construction	5.0%	6.5%	$ 12,936.49	5.0%	6.5%	$ 12,936.49	3	$ 198,363.00	$ 350,000.00	$ 198,363.00	5/12/2009	7/21/2010
118	MJ Construction	C523090095	SEW	Sanitary Sewer Relay/Lining	15.0%	25.6%	$ 91,899.42	15.0%	25.6%	$ 91,899.42	8	$ 359,373.20	$ 430,000.00	$ 359,373.20	8/4/2009	9/21/2010
119	MJ Construction	C523090005	SEW	Sanitary/Storm Sewer Relay	24.0%	28.3%	$ 290,941.20	24.0%	28.3%	$ 290,941.20	8	$ 1,029,152.50	$ 1,501,000.00	$ 1,029,152.50	1/14/2009	11/1/2010
120	Michels Corporation	C523090083	SEW	Combined Sewer Lining	6.0%	11.6%	$ 77,159.85	6.0%	11.6%	$ 77,159.85	2	$ 664,685.10	$ 1,394,000.00	$ 664,685.10	8/4/2009	10/26/2010
121	D. F. Tomasini	C641090059	WAT	Water main relays	26.0%	15.5%	$ 54,540.60	26.0%	15.5%	$ 54,540.60	3	$ 352,316.00	$ 357,134.00	$ 352,316.00	5/29/2009	3/16/2010
122	MJ Construction	C641090040	WAT	Water main relays	25.0%	29.2%	$ 137,702.00	25.0%	29.2%	$ 137,702.00	7	$ 470,796.00	$ 590,000.00	$ 470,796.00	4/15/2009	3/17/2010
123	Underground Pipeline Construction	C641090011	WAT	Water main relays	15.0%	14.2%	$ 17,071.00	15.0%	14.2%	$ 17,071.00	3	$ 119,824.44	$ 238,000.00	$ 119,824.44	2/17/2009	4/7/2010
124	Grunau Company	C523090092	WAT	Ember lane river access & restoraction project	10.0%	25.7%	$ 21,521.00	10.0%	25.7%	$ 21,521.00	2	$ 83,900.00	$ 82,200.00	$ 83,900.00	8/11/2009	5/20/2010
125	Underground Pipeline Construction	C641090012	WAT	Water	26.0%	31.2%	$ 230,792.82	26.0%	31.2%	$ 230,792.82	8	$ 739,083.50	$ 803,000.00	$ 739,083.50	2/26/2009	8/24/2010
126	American Sewer Services	C641090061	WAT	Water Main Relay	16.0%	36.4%	$ 120,132.57	16.0%	36.4%	$ 120,132.57	5	$ 329,882.50	$ 422,000.00	$ 329,882.50	6/3/2009	10/29/2010
127	C.W. Purpero, Inc.	C641090146	WAT	Kilbourn Reservoir Park Slope Remediation	25.0%	36.5%	$ 103,890.96	25.0%	36.5%	$ 103,890.96	5	$ 284,500.00	$ 236,000.00	$ 284,500.00	12/22/2009	12/3/2010
128	UPI Construction Inc.	C641090101	WAT	Water Main Relay	5.0%	7.1%	$ 10,140.00	5.0%	7.1%	$ 10,140.00	9	$ 141,900.00	$ 207,000.00	$ 141,900.00	8/24/2009	8/30/2010
				2009 Total			**$ 5,660,550.62**			**$ 5,660,550.62**	**289**	**$22,783,425.17**	**$25,956,051.90**	**$22,969,254.05**		
				2009 Average	**18.8%**	**25.3%**	**$ 99,307.91**	**18.8%**	**25.2%**	**$ 99,307.91**	**5.1**	**$ 399,709.21**	**$ 455,369.33**	**$ 402,969.37**		
129	Northway Fence	C523100093	B&F	Tennis Court Reconstruction (Fencing)	25.0%	25.1%	$ 8,200.00	25.0%	25.1%	$ 8,200.00	2	$ 32,690.00	$ 38,000.00	$ 32,690.00	8/18/2010	11/15/2010
130	Milwaukee General	C523100027	PAV	Street Reconstruction	25.0%	31.2%	$ 34,114.01	25.0%	31.2%	$ 34,114.01	3	$ 109,356.20	$ 121,517.30	$ 109,356.20	4/6/2010	11/22/2010
131	Visu-Sewer Inc	C523100006	SEW	Combined Sewer Main Relay Lining	6.0%	9.6%	$ 11,725.36	6.0%	9.6%	$ 11,725.36	2	$ 122,770.50	$ 124,000.00	$ 122,770.50	2/9/2010	10/19/2010
				2010 Total			**$ 54,039.37**			**$ 54,039.37**	**7.0**	**$ 264,816.70**	**$ 283,517.30**	**$ 264,816.70**		
				2010 Average	**18.7%**	**21.9%**	**$ 18,013.12**	**18.7%**	**21.9%**	**$ 18,013.12**	**2.3**	**$ 88,272.23**	**$ 94,505.77**	**$ 88,272.23**		
				Total to Date			**$ 13,425,102.08**			**$ 13,425,102.08**	**591**	**$61,633,340.85**	**$64,217,757.78**	**$62,276,108.81**		
				Average to Date	**17.8%**	**25.2%**	**$ 102,481.70**	**17.8%**	**25.0%**	**$ 102,481.70**	**4.5**	**$ 470,483.52**	**$ 493,982.75**	**$ 475,390.14**		

Year	EBE Performed (% of Final Cost)
2006	16.9%
2007	25.1%
2008	25.2%
2009	25.2%
2010	21.9%
Average to Date	25.0%

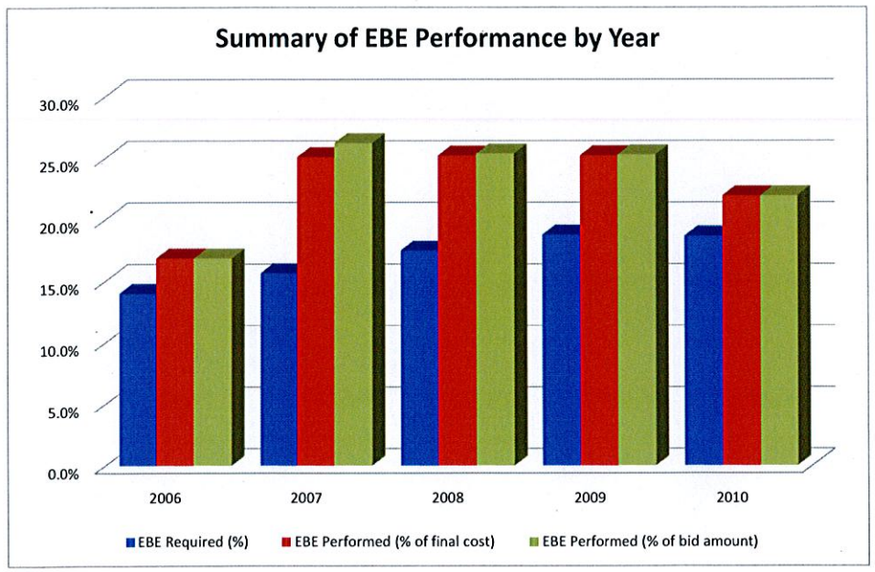

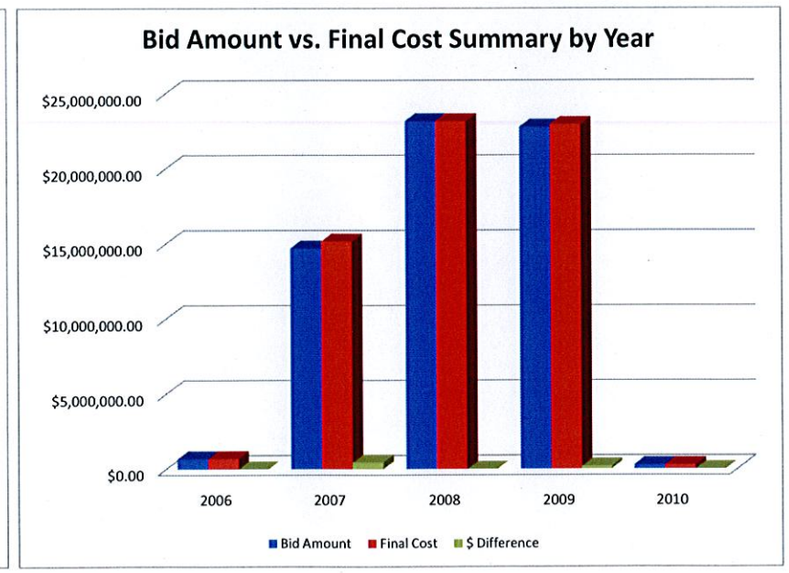

Bid Amount vs. Final Cost Summary Statistics				
Year	Bid Amount	Final Cost	$ Difference	% Difference
2006	$686,976.00	$686,976.00	$0.00	0.00%
2007	$14,716,261.54	$15,174,201.03	$457,939.49	3.11%
2008	$23,181,861.44	$23,180,861.03	-$1,000.41	0.00%
2009	$22,783,425.17	$22,969,254.05	$185,828.88	0.82%
2010	$264,816.70	$264,816.70	$0.00	0.00%
All Closed Contracts	$61,633,340.85	$62,276,108.81	$642,767.95	1.04%

Residents Preference Program

2009 Annual Report

Department of Public Works
City of Milwaukee

Contents

2009 Residents Preference Program Report

Executive Summary:

Section 309-41 of the Milwaukee Code of Ordinances requires that the Department of Public Works submit an Annual Report to the Common Council summarizing the results of activities of the Residents Preference Program (RPP) of the previous year.

The ordinance required that 25 percent of worker hours be performed by unemployed residents of the special impact area except in special cases where the Commissioner of Public Works determines there is sufficient reason to impose lesser levels of participation. The designated target area district corresponds to the City's Community Development Block Grant Area. In August of 2009, the ordinance was changed and the RPP requirements were increased from 25% to 40%. Therefore, for contracts initiated on or after August 10, 2009 the ordinance requires that 40% of worker hours consist of unemployed or underemployed residents. Also, the special impact area has been expanded from the Community Development Block Grant Area to encompass the entire area of the City. Although limited to very few contracts awarded after July of 2009, both of these changes will be reflected in this RPP report.

This report contains several exhibits each illustrating a certain aspect of the program's performance.

Exhibit A is a summary of 2009 activities as it pertains to the RPP. Most importantly, the average target resident participation rate for 2009 contracts that have been closed to date is 31.8%. Meaning, nearly one-third of the work on completed DPW contracts has been fulfilled by target residents. Also, the percentage of contracts that did not have a target residency requirement decreased slightly to 6.1%. This includes 9 of the 147 contracts opened in 2009. DPW has made every effort to require a 25% participation rate in as many contracts as possible. In accordance with Chapter 309 of the Milwaukee Code of Ordinances, all contracts entered into after August 15, 2009 now require 40% target hours. Only eight contracts requiring 40% target hours have been completed as of this writing; therefore, most of these changes will be reflected in next year's RPP report. In cases where DPW does not require any resident worker participation, it usually involves specialty projects where potential bidders are not local contractors and typically do not have local employees. The participation criterion may also be waived when funding sources, such as the Wisconsin Department of Transportation, deny the city from imposing the RPP requirement. A more detailed explanation is included in this report in a section titled *Contracts Requiring less than 25% Residence Participation*.

Exhibit B is a summary of the required RPP percentage and the actual RPP percentage by year for the last 12 years. The exhibit clearly demonstrates that the Department has met or exceeded the required percentages each year. In 2009, based on the 131 closed contracts, the actual target resident participation is 31.8%.

Exhibit C illustrates the number of target resident workers that have been certified over the last 12 years. There were a total of 482 newly certified workers in 2009. In addition, 677 new workers have been certified through October 4, 2010 this year. There is currently a total of 5,047 certified resident workers. The Department has continued to collaborate with community agencies to increase the pool of certified target resident workers. In addition to City staff, three agencies assist in certifying new workers for the Residents Preference Program: Esperanza Unida, The Milwaukee Urban League, and Big Step. These organizations have proven to be valuable partners in locating workers eligible for the program.

Exhibit D displays a series of columns including total target area residence hours spent on a particular contract, the percentage of resident worker hours from the total contract hours, and the percentage of resident worker wages from the total contract wages.

Based on hours, the actual percentage of resident worker hours achieved is 31.8% and the percentage of the total contract dollar amount spent on wages that was paid to resident workers was 30.4%.

This exhibit also shows that the average percentage of hours worked by Milwaukee resident workers is 45.7% (13.9% higher than the target area residents). This figure suggests that contractors performing services for DPW have a large percentage of Milwaukee residents (target and non-target) active in their workforce.

Also included in Exhibit D is a summary of closed contracts subject to the 40% RPP requirement. Only one contract failed to meet the residency requirement, and together they averaged 40.66% target resident hours. Next year's RPP report will better reflect changes made to the residency requirement.

This report also contains Exhibit E, which shows a race and gender breakdown of hours spent on DPW contracts. In addition, Exhibit F provides data on the performance of DPW's apprentice program for 2009 closed contracts. Approximately 38.6% of the apprentices were of a minority group, which is significantly less than the 44.7% minority apprentices witnessed in 2008. Also, 62.3% of the apprentice hours worked for closed 2009 contracts were performed by target area residents.

Exhibit G shows all job classifications occupied by target resident workers. In 2009, there were 29 different classifications with 1,380 total contract jobs.

DPW staff continues to hold an annual mandatory meeting with all potential bidders on any DPW contracts. During this meeting, emphasis is placed on programs such as the Residents Preference Program, Emerging Business Enterprise (EBE) program, and Prevailing Wages. Furthermore, every time a new contractor is awarded a contract, a special meeting is held to discuss these programs at length in order to avoid any future and unnecessary noncompliance.

CONTRACTS REQUIRING LESS THAN 25% RESIDENT PARTICIPATION

In 2009, there were 147 formal construction contracts entered into by the Department of Public Works. Thirteen (13) of these formal contracts had no resident participation requirements or requirements that were less than 25%. In each case, the decision to reduce the normal resident participation requirement was made after discussions with the contracting division concerning the type and exact method of construction involved in the project. The decision to lower the participation requirement on each of these thirteen contracts was based on one or more of the following factors:

1. The work involved was highly specialized requiring skills and experience not represented on the list of eligible resident workers and not likely to be found in the population of potential target resident workers. An example of this situation was the selection of a contractor to replace the tank liner at the Linnwood Purification Plant, or to provide elevator maintenance at various City facilities. Experienced workers were required.

2. The contract was primarily for the purchase of equipment that could be installed by a small number of workers with specialized skills. For instance, most of the cost associated with a new vehicle lift at the Central Repair Garage was for equipment purchase with relatively little spent on labor.

3. No local contractors performed the type of work required, meaning that the contractor selected to perform the work would not be from this area. An example was the Department's contract for seal coating various city streets. Similar to 2005, in 2007 a newer method of seal coating was selected for this work. The new method was only being performed by contractors located outside the Milwaukee area. Unique equipment and specially trained personnel were required to perform the seal coating.

4. The project was funded either totally or in large part from a source other than the City. When non-City grant funds are used for public improvements, the grantor generally prohibits the City from imposing social requirements that exceed the standards and requirements of the grantor. For example, the City received a CMAQ State grant to fund a Beer Line bike/recreational corridor landscaping project. The State does not have a resident participation program and would not let the City impose its program while utilizing grant funds. This project's value was $141,999.82, which amounts to less than 1% of the total contract amount for 2009.

5. The contract is for services that will be provided on an unpredictable schedule. A common example is snow plowing. DPW signs up several small independent snow plowers. These small contractors generally have very few employees. Requiring them to meet RPP standards for work that is uncertain is unreasonable.

Exhibit A

2009 RESIDENTS PREFERENCE PROGRAM SUMMARY DATA

Data for Contracts Closed in 2009

2009 Contracts Closed as of 10/1/2010	131
Overall Target Resident Participation in Closed Contracts	31.8%
2009 Contracts with no Resident Requirement	9
% of Contracts with no Resident Requirement	6.1%
2009 Contracts with RPP Requirement <25%	4
2009 Contracts with RPP Requirement of 40%	30
2009 Closed Contracts not Meeting RPP Requirement	21[1]
2009 Closed Contracts with Actual Performance >25%	105

2009 Contract Data

2009 Formal Construction Contracts	147
Total Amount of 2009 Formal Construction Contracts	$69,825,417

[1] The contracts not meeting the 25% residency requirement averaged 15.7% resident worker hours on their respective contracts.

Exhibit B

Resident Participation Summary

Year	Required %	Actual %	Total Contracts	Contracts Closed
1997	25%	26.2%	229	229
1998	25%	27.5%	216	216
1999	25%	27.6%	154	154
2000	25%	30.4%	138	138
2001	25%	26.1%	126	124
2002	25%	28.8%	128	128
2003	25%	27.4%	140	140
2004	25%	31.1%	150	146
2005	25%	31.5%	132	115
2006	25%	30.6%	126	108
2007	25%	30.5%	133	94
2008	25%	31.3%	152	69
2009	25% / 40%	31.8%	147	131

Exhibit C

CERTIFICATION OF TARGET RESIDENT WORKERS

Total Resident Workers Certified (1991 through 10/4/10)	5,047
Total Resident Workers Eligible as of 10/4/10 (5 year eligibility)	2,413

New Resident Workers Certified by Year

Year	New Certified Workers
1998	205
1999	161
2000	136
2001	107
2002	112
2003	205
2004	202
2005	166
2006	213
2007	609
2008	432
2009	482
2010 (through 8/4/10)	677

During the six-year time period between 1998 and 2003, an average of 154 residents were certified each year. In the seven-year period following 2003, 397 residents have been certified annually.

The 677 residents certified to participate in the Residents Preference Program during the first 9 months of 2010 signals an increase from previous years. In recent years there have been more registrants for the Residents Preference Program than was the case in the late 1990s, particularly in 2007.

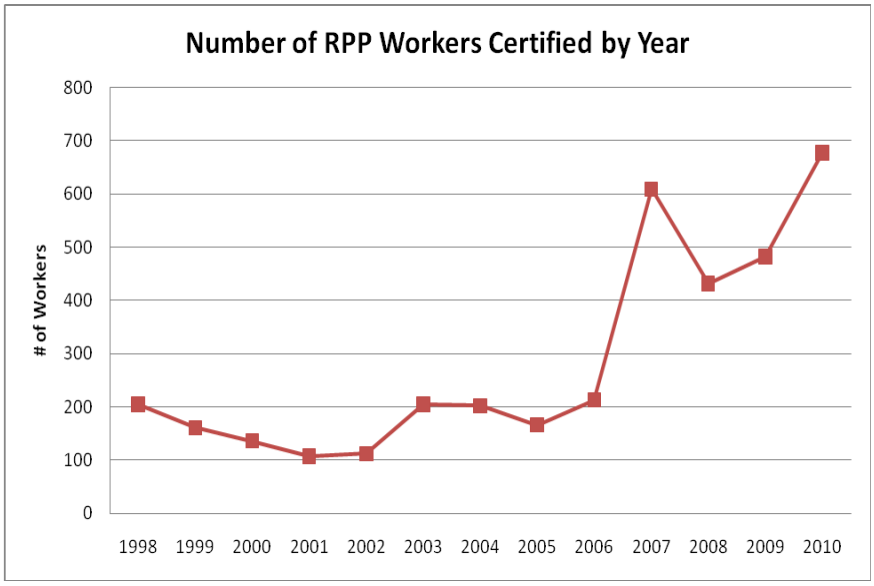

DPW updates its list of certified residents in collaboration with area agencies involved in the program. The above-mentioned agencies, Esperanza Unida, Milwaukee Urban League, and Big Step also certify people to participate in the program. These agencies are strategically located in the near north side, near west side, and near south side, making them more accessible for potential resident workers. While becoming certified to participate in the Residents Preference Program does not guarantee anyone a job, it does enhance opportunities for future employment with participating firms.

Exhibit D: Summary of Residency Hours by Division

NO.	CONTRACTOR	CONTR. NO.	TYPE OF PROJECT	APPRENTICE (S)	DESCRIPTION OF PROJECT	TARGET AREA RESIDENT HOURS	% TARGET RES HOURS	NON-TARGET, MILW RESIDENT HOURS	% NON-TARGET, MILW RESIDENT HOURS	TOTAL MILW RESIDENT HOURS	% MILW RESIDENT HOURS	TOTAL NON-RESIDENT HOURS	% NON-RESIDENT HOURS	GRAND TOTAL HOURS	TOTAL CONTRACT BID AMOUNT	TOTAL LABOR DOLLARS PAID	TARGET AREA DOLLARS PAID	% TARGET AREA DOLLARS PAID
1	Arteaga Construction, Inc.	C545080028	B&F	No	Air conditioning instalation	24.00	33.8%	0.0	0.0%	24.00	33.8%	47.00	66.2%	71.00	$ 17,000.00	$ 3,578.09	$ 1,188.96	33.2%
2	Earth Work Services	C545090118	B&F	No	Baseball Diamond Reconstruction	181.50	43.9%	114.0	27.6%	295.50	71.5%	117.75	28.5%	413.25	$ 48,900.00	$ 13,348.97	$ 6,199.09	46.4%
3	Balestrieri Environmental	C545090089	B&F	NO	Asbestos Abatement	244.00	53.0%	57.0	12.4%	301.00	65.4%	159.00	34.6%	460.00	$ 36,210.00	$ 18,492.56	$ 9,920.36	53.6%
4	Mared Mechanical	C545070129	B&F	YES	Systems upgrade project	2,024.00	37.7%	1.0	0.0%	2,025.00	37.7%	3,348.55	62.3%	5,373.55	$ 856,400.00	$ 247,864.42	$ 66,704.22	26.9%
5	Bluemels Maintenance Service	C545090043	B&F	NO	Landscaping and Sewer Work ...etc	245.53	56.4%	108.9	25.0%	354.43	81.4%	80.88	18.6%	435.31	$ 54,920.00	$ 9,914.63	$ 5,394.69	54.4%
6	Payne & Dolan	C545090058	B&F	NO	Grading and asphalt surfacing...etc	48.00	17.7%	28.5	10.5%	76.50	28.2%	195.00	71.8%	271.50	$ 56,860.00	$ 11,557.31	$ 2,497.24	21.6%
7	Bluemels Maintenance Service	C545080117	B&F	NO	Landscaping	237.00	63.7%	95.0	25.5%	332.00	89.2%	40.00	10.8%	372.00	$ 39,700.00	$ 8,241.48	$ 4,691.84	56.9%
8	Arteaga Construction	C545080111	B&F	YES	Atrium Ventilation Modifications	158.50	28.2%	205.0	36.5%	363.50	64.7%	198.50	35.3%	562.00	$ 84,000.00	$ 26,319.82	$ 7,301.52	27.7%
9	Arteaga Construction	C545080130	B&F	YES	Remodeling of mechanical/electrical systems	390.00	32.4%	47.0	3.9%	437.00	36.3%	765.50	63.7%	1,202.50	$ 155,300.00	$ 50,719.70	$ 15,433.75	30.4%
10	Wm. Sackerson Constr. Co., Inc.	C545090064	B&F	YES	Salt Dome Project	564.75	18.9%	627.0	21.0%	1,191.75	39.9%	1,795.50	60.1%	2,987.25	$ 618,300.00	$ 121,367.33	$ 22,420.54	18.5%
11	J.F. Cook Company	C514090076	B&F	NO	Parking Structure Repair and Painting	602.75	30.9%	146.5	7.5%	749.25	38.4%	1,201.50	61.6%	1,950.75	$ 182,646.00	$ 82,612.10	$ 25,358.46	30.7%
12	Edgerton Contractors	C641090128	B&F	YES	Earthwork Services	379.00	27.2%	85.0	6.1%	464.00	33.3%	928.75	66.7%	1,392.75	$ 463,000.00	$ 62,807.33	$ 17,454.55	27.8%
13	Northway Fence	C523100093	B&F	NO	Tennis Court Reconstruction (Fencing)	77.00	40.0%	58.5	30.4%	135.50	70.4%	57.00	29.6%	192.50	$ 32,690.00	$ 7,390.81	$ 2,934.01	39.7%
14	Arteaga Construction	C545090130	B&F	YES	HVAC Renovations	240.00	45.4%	20.5	3.9%	260.50	49.3%	268.00	50.7%	528.50	$ 61,800.00	$ 26,463.16	$ 12,244.92	46.3%
					Buildings and Fleet Total	**5,416.0**		**1,593.9**		**7,009.9**		**9,202.9**		**16,212.9**	**$ 2,707,726.00**	**$ 690,677.71**	**$ 199,744.15**	
					Buildings and Fleet Average	**386.9**	**37.8%**	**113.9**	**15.0%**	**500.7**	**52.8%**	**657.4**	**47.2%**	**1,158.1**	**$ 193,409.00**	**$ 49,334.12**	**$ 14,267.44**	**36.7%**
15	Visu-Sewer Inc	C523080042	PAV	Yes	Combined sewer relay	1,150.50	28.0%	507.8	12.3%	1,658.25	40.3%	2,453.50	59.7%	4,111.75	$ 1,195,377.00	$ 172,338.77	$ 51,661.40	30.0%
16	Stark Asphalt	C523080065	PAV	Yes	Construction of asphalt pavement ... etc.	348.25	41.5%	79.8	9.5%	428.00	51.0%	411.50	49.0%	839.50	$ 128,487.33	$ 35,811.48	$ 14,078.25	39.3%
17	Payne & Dolan	C523090017	PAV	No	Pavement crackfillng	770.75	40.1%	0.0	0.0%	770.75	40.1%	1,149.50	59.9%	1,920.25	$ 214,253.87	$ 94,838.42	$ 32,031.31	33.8%
18	Snorek Construction	C523080123	PAV	Yes	Construction of concrete alley ... etc.	210.50	38.2%	154.8	28.0%	365.25	66.2%	186.50	33.8%	551.75	$ 90,680.30	$ 20,838.36	$ 7,652.25	36.7%
19	Rawson Contractors	C523080146	PAV	Yes	Replacement of communication manholes	276.75	28.7%	16.0	1.7%	292.75	30.4%	671.50	69.6%	964.25	$ 262,299.00	$ 43,365.27	$ 11,456.02	26.4%
20	Payne & Dolan	C523090113	PAV	NO	Construction of VT asphalt speed bumps...	93.25	37.6%	33.3	13.4%	126.50	51.0%	121.75	49.0%	248.25	$ 67,724.50	$ 11,892.32	$ 3,868.31	32.5%
21	Milwaukee General	C523080060	PAV	NO	Construction of 7 in concrete pavement etc...	521.00	33.3%	564.3	36.0%	1,085.25	69.3%	480.75	30.7%	1,566.00	$ 218,409.15	$ 63,712.01	$ 19,643.17	30.8%
22	Zenith Tech	C523070108	PAV	YES	Construction of asphalt pavement... etc	328.25	53.7%	84.0	13.7%	412.25	67.4%	199.25	32.6%	611.50	$ 65,986.12	$ 26,084.95	$ 13,135.36	50.4%
23	Payne & Dolan	C523080029	PAV	YES	Asphalt Resurfacing	89.00	15.3%	118.8	20.4%	207.75	35.7%	374.50	64.3%	582.25	$ 227,870.15	$ 26,395.20	$ 3,638.37	13.8%
24	Zenith Tech	C523080101	PAV	YES	Asphalt Construction ...etc	505.75	33.2%	369.3	24.2%	875.00	57.4%	649.00	42.6%	1,524.00	$ 272,887.60	$ 73,064.35	$ 21,573.72	29.5%
25	Snorek Construction	C523080145	PAV	YES	Asphalt Construction ...etc	567.25	36.9%	271.8	17.7%	839.00	54.6%	696.50	45.4%	1,535.50	$ 231,896.50	$ 61,174.47	$ 20,992.33	34.3%
26	Payne & Dolan	C523070035	PAV	YES	Construction of asphalt pavement... etc	910.75	55.5%	215.5	13.1%	1,126.25	68.6%	514.75	31.4%	1,641.00	$ 105,646.45	$ 74,820.41	$ 34,858.57	46.6%
27	Payne & Dolan	C523080138	PAV	YES	Construction of asphalt pavement... etc	50.75	23.7%	35.5	16.6%	86.25	40.4%	127.50	59.6%	213.75	$ 56,139.75	$ 9,049.93	$ 1,811.90	20.0%
28	Payne & Dolan	C523090002	PAV	YES	Asphalt Resurfacing	172.25	20.5%	165.0	19.6%	337.25	40.1%	504.00	59.9%	841.25	$ 296,972.85	$ 38,213.88	$ 7,314.47	19.1%
29	D.C. Burbach	C523070077	PAV	YES	Stage Construction Asphalt	339.60	31.8%	56.7	5.3%	396.30	37.2%	670.25	62.8%	1,066.55	$ 138,148.35	$ 43,531.51	$ 11,451.63	26.3%
30	Arrow-Crete	C523070098	PAV	YES	Construction of asphalt pavement... etc	1,248.50	25.3%	252.3	5.1%	1,500.75	30.4%	3,433.75	69.6%	4,934.50	$ 632,108.75	$ 210,208.36	$ 49,651.42	23.6%
31	Stark Asphalt	C523070124	PAV	YES	Construction of asphalt pavement... etc	87.00	14.5%	18.8	3.1%	105.75	17.6%	494.50	82.4%	600.25	$ 109,680.10	$ 26,568.64	$ 8,210.32	30.9%
32	Snorek Construction	C523090055	PAV	NO	Construction of concrete alley pavement	300.00	40.3%	255.0	34.3%	555.00	74.6%	188.75	25.4%	743.75	$ 103,302.15	$ 29,208.03	$ 11,485.23	39.3%
33	Stark Asphalt	C523080129	PAV	YES	Construction of concrete paving	317.25	34.6%	286.0	31.2%	603.25	65.9%	312.50	34.1%	915.75	$ 207,139.70	$ 42,733.21	$ 14,136.51	33.1%
34	Snorek Construction	C523080070	PAV	YES	Construction of asphalt pavement... etc	454.75	42.0%	143.5	13.3%	598.25	55.3%	483.25	44.7%	1,081.50	$ 158,046.35	$ 45,560.78	$ 19,068.72	41.9%
35	Stark Asphalt	C523090037	PAV	YES	Construction of concrete paving	309.75	27.0%	73.9	6.4%	383.65	33.5%	762.30	66.5%	1,145.95	$ 153,475.50	$ 54,368.41	$ 12,285.40	22.6%
36	D.C. Burbach	C523080049	PAV	YES	Construction of asphalt pavement... etc	319.95	15.6%	354.0	17.3%	673.95	33.0%	1,371.35	67.0%	2,045.30	$ 230,535.44	$ 88,694.02	$ 13,251.32	14.9%
37	Snorek Construction	C523080064	PAV	YES	Construction of asphalt pavement... etc	690.25	35.8%	143.0	7.4%	833.25	43.2%	1,096.00	56.8%	1,929.25	$ 284,016.53	$ 77,451.15	$ 25,767.06	33.3%
38	Snorek Construction	C523090056	PAV	YES	Construction of asphalt pavement... etc	443.00	32.6%	284.0	20.9%	727.00	53.4%	633.75	46.6%	1,360.75	$ 189,477.95	$ 55,777.46	$ 17,171.64	30.8%
39	Titan Bldg. Company	C523090001	PAV	YES	Brewers Piont Riverwalk	482.25	26.9%	25.3	1.4%	507.58	28.4%	1,282.16	71.6%	1,789.74	$ 248,749.00	$ 70,207.09	$ 18,255.01	26.0%
40	American Sewer Services	C523070100	PAV	YES	Combined sewer relay and watermain	1,048.50	32.3%	257.0	7.9%	1,305.50	40.2%	1,944.75	59.8%	3,250.25	$ 1,202,888.50	$ 127,474.43	$ 43,014.29	33.7%
41	Snorek Construction	C523080032	PAV	YES	Concrete Paving	504.00	32.4%	290.0	18.6%	794.00	51.1%	761.25	48.9%	1,555.25	$ 172,174.40	$ 62,124.43	$ 18,705.84	30.1%
42	Snorek Construction	C523080095	PAV	YES	Concrete Paving	577.25	42.0%	274.3	20.0%	851.50	62.0%	522.75	38.0%	1,374.25	$ 277,720.00	$ 55,232.77	$ 21,281.61	38.5%
43	Arrow-Crete Construction	C523080094	PAV	YES	Construction of new concrete alley pavement,	310.50	27.4%	125.0	11.0%	435.50	38.4%	699.75	61.6%	1,135.25	$ 80,729.50	$ 47,854.83	$ 12,835.76	26.8%
44	Milwaukee General	C523080109	PAV	YES	Street Reconstruction	747.00	47.7%	351.0	22.4%	1,098.00	70.1%	469.00	29.9%	1,567.00	$ 262,369.97	$ 63,576.82	$ 28,157.02	44.3%
45	Zenith Tech	C523080127	PAV	YES	Pavement, Curb, Walk, Sodding	665.25	34.1%	538.3	27.6%	1,203.50	61.6%	749.00	38.4%	1,952.50	$ 359,537.05	$ 90,025.81	$ 27,300.85	30.3%
46	Milwaukee General	C523080093	PAV	NO	Street Reconstruction	393.00	32.8%	373.5	31.1%	766.50	63.9%	433.00	36.1%	1,199.50	$ 162,314.79	$ 51,488.95	$ 15,248.88	29.6%
47	Snorek Construction	C523090025	PAV	NO	Concrete Paving	549.00	39.4%	337.5	24.2%	886.50	63.6%	508.00	36.4%	1,394.50	$ 253,021.43	$ 56,934.33	$ 21,153.02	37.2%
48	Snorek Construction	C523080124	PAV	NO	Concrete Paving	181.25	37.8%	131.3	27.4%	312.50	65.2%	166.50	34.8%	479.00	$ 87,324.30	$ 18,369.31	$ 6,709.43	36.5%
49	Milwaukee General	C523090033	PAV	NO	Street Reconstruction	212.75	30.2%	187.5	26.6%	400.25	56.8%	304.25	43.2%	704.50	$ 151,992.06	$ 27,767.88	$ 8,156.32	29.4%
50	Snorek Construction	C523080106	PAV	YES	Concrete Paving	287.50	37.1%	168.8	21.8%	456.25	58.9%	317.75	41.1%	774.00	$ 197,377.20	$ 32,641.50	$ 10,871.04	33.3%
51	Snorek Construction	C523090060	PAV	NO	Concrete Paving	362.75	36.4%	233.3	23.4%	596.00	59.8%	401.00	40.2%	997.00	$ 147,015.12	$ 41,665.57	$ 14,125.73	33.9%
52	Milwaukee General	C523080121	PAV	YES	Alley Reconstruction	534.00	40.1%	383.0	28.8%	917.00	68.9%	413.50	31.1%	1,330.50	$ 207,027.44	$ 53,912.63	$ 20,533.41	38.1%
53	Stark Asphalt	C523070082	PAV	YES	Paving	512.25	25.0%	353.8	17.2%	866.00	42.2%	1,185.75	57.8%	2,051.75	$ 216,428.51	$ 88,909.78	$ 20,821.00	23.4%
54	Snorek Construction	C523090074	PAV	YES	Concrete Paving	754.25	42.3%	453.5	25.5%	1,207.75	67.8%	573.25	32.2%	1,781.00	$ 311,647.17	$ 77,352.72	$ 30,725.67	39.7%

55	Zenith Tech	C523070099	PAV	YES	Paving Construction Work	1,124.75	49.5%	596.3	26.2%	1,721.00	75.7%	553.50	24.3%	2,274.50	$ 174,792.05	$ 92,129.61	$ 43,877.98	47.6%
56	Platt Construction	C523080037	PAV	YES	Street Paving	243.00	10.1%	216.3	9.0%	459.25	19.0%	1,953.50	81.0%	2,412.75	$ 164,105.92	$ 107,733.96	$ 10,452.38	9.7%
57	LaLonde Contractors	C523090069	PAV	NO	Paving	549.00	41.3%	331.5	24.9%	880.50	66.2%	449.50	33.8%	1,330.00	$ 143,834.88	$ 58,262.07	$ 23,271.75	39.9%
58	Milwaukee General	C523080122	PAV	YES	Street Reconstruction	624.75	33.1%	657.5	34.9%	1,282.25	68.0%	604.00	32.0%	1,886.25	$ 308,303.95	$ 76,519.02	$ 23,133.10	30.2%
59	Platt Construction	C523080132	PAV	YES	Construction of VT asphalt pavement...	340.75	15.3%	259.0	11.6%	599.75	26.9%	1,629.00	73.1%	2,228.75	$ 270,362.28	$ 103,537.08	$ 14,468.45	14.0%
60	Snorek Construction	C523090073	PAV	YES	Concrete Paving	404.75	33.3%	334.8	27.5%	739.50	60.8%	477.25	39.2%	1,216.75	$ 237,285.79	$ 51,549.18	$ 15,504.32	30.1%
61	Snorek Construction	C523090100	PAV	YES	Concrete Paving	522.00	36.3%	276.5	19.2%	798.50	55.6%	638.75	44.4%	1,437.25	$ 231,631.44	$ 64,531.22	$ 21,877.27	33.9%
62	Wm. Beaudoin & Sons	C523080096	PAV	YES	Construction of VT asphalt pavement...	612.34	32.0%	449.8	23.5%	1,062.14	55.5%	852.02	44.5%	1,914.16	$ 402,985.28	$ 85,792.51	$ 25,918.22	30.2%
63	LaLonde Contractors	C523090034	PAV	YES	Concrete Paving	667.50	33.7%	552.6	27.9%	1,220.05	61.5%	762.65	38.5%	1,982.70	$ 226,771.87	$ 81,121.94	$ 26,426.81	32.6%
64	Milwaukee General	C523100027	PAV	YES	Street Reconstruction	398.00	48.1%	41.5	5.0%	439.50	53.2%	387.25	46.8%	826.75	$ 109,356.20	$ 35,752.41	$ 16,438.80	46.0%
65	Stark Asphalt	C523090028	PAV	YES	Roadway Reconstruction	475.75	30.6%	290.8	18.7%	766.50	49.3%	787.25	50.7%	1,553.75	$ 181,308.14	$ 70,153.04	$ 20,408.26	29.1%
					Paving Total	**24,589.1**		**12,971.8**		**37,560.9**		**37,813.2**		**75,374.2**	**$ 12,429,615.63**	**$ 3,218,322.28**	**$ 985,866.90**	
					Paving Average	**482.1**	**33.6%**	**254.3**	**18.3%**	**736.5**	**51.9%**	**741.4**	**48.1%**	**1,477.9**	**$ 243,717.95**	**$ 63,104.36**	**$ 19,330.72**	**31.7%**
66	Super Excavators, Inc	C523080107	SEW	Yes	Storm Sewer relay and lining	3,801.50	32.7%	12.0	0.1%	3,813.50	32.8%	7,810.75	67.2%	11,624.25	$ 2,785,000.00	$ 530,053.93	$ 167,242.52	31.6%
67	M.J. Construction, Inc.	C523090032	SEW	Yes	Combined sewer relay and lining	596.00	37.8%	78.0	4.9%	674.00	42.7%	904.00	57.3%	1,578.00	$ 303,637.35	$ 77,448.81	$ 24,803.95	32.0%
68	Rawson Contractors	C523080062	SEW	Yes	Combined sewer lining and relay	1,323.75	31.7%	110.3	2.6%	1,434.00	34.3%	2,743.00	65.7%	4,177.00	$ 495,337.00	$ 176,160.74	$ 52,828.59	30.0%
69	Visu-Sewer	C523080148	SEW	No	Storm sewer dye testing ... etc.	213.50	28.1%	0.0	0.0%	213.50	28.1%	546.00	71.9%	759.50	$ 108,201.08	$ 29,628.27	$ 8,264.87	27.9%
70	M. J. Construction	C523080079	SEW	YES	Combined sewer relay and lining	444.50	26.6%	279.3	16.7%	723.75	43.3%	947.75	56.7%	1,671.50	$ 311,548.10	$ 73,786.38	$ 17,549.45	23.8%
71	M. J. Construction	C523070050	SEW	YES	Combined sewer relay	623.75	29.5%	95.0	4.5%	718.75	34.0%	1,397.00	66.0%	2,115.75	$ 299,776.80	$ 87,510.59	$ 23,968.64	27.4%
72	American Sewer Services	C523080016	SEW	YES	Combined Storm Sewer Relay	1,585.75	29.4%	743.8	13.8%	2,329.50	43.1%	3,069.25	56.9%	5,398.75	$ 2,129,620.00	$ 223,230.35	$ 69,863.85	31.3%
73	Visu-Sewer Inc	C523090112	SEW	NO	Combined sewer main lining	273.75	38.0%	123.3	17.1%	397.00	55.1%	323.00	44.9%	720.00	$ 259,178.00	$ 31,020.09	$ 10,934.78	35.3%
74	Underground Pipeline Construction	C523090053	SEW	YES	Sanitary storm sewer relay and lining	849.75	19.4%	295.3	6.8%	1,145.00	26.2%	3,227.50	73.8%	4,372.50	$ 901,305.00	$ 198,031.14	$ 65,189.41	32.9%
75	American Sewer Services	C523080081	SEW	YES	Combined sewer relay and lining	640.00	26.8%	290.6	12.2%	930.60	39.0%	1,454.15	61.0%	2,384.75	$ 497,795.00	$ 94,067.20	$ 26,481.03	28.2%
76	Super Excavators	C523090087	SEW	YES	Combined sewer lining	1,823.50	31.4%	613.8	10.6%	2,437.25	42.0%	3,368.75	58.0%	5,806.00	$ 1,861,130.00	$ 263,449.61	$ 80,377.68	30.5%
77	American Sewer Services	C523080151	SEW	YES	Combined Sanitary Sewer Relay	304.50	28.6%	270.0	25.4%	574.50	54.0%	489.25	46.0%	1,063.75	$ 223,253.00	$ 45,001.92	$ 14,866.13	33.0%
78	United Sewer and Water	C523090050	SEW	YES	Sanitary Sewer relay	336.50	26.6%	91.0	7.2%	427.50	33.8%	839.00	66.2%	1,266.50	$ 166,448.60	$ 57,259.66	$ 13,483.37	23.5%
79	MJ Construction	C523090009	SEW	YES	Sanitary Sewer relay	1,243.50	47.2%	161.3	6.1%	1,404.75	53.3%	1,230.25	46.7%	2,635.00	$ 397,777.00	$ 112,742.41	$ 51,566.88	45.7%
80	MJ Construction	C523070083	SEW	YES	Combined and sanitay sewer relay	962.25	25.1%	416.8	10.9%	1,379.00	35.9%	2,457.25	64.1%	3,836.25	$ 526,593.15	$ 137,734.41	$ 39,864.90	28.9%
81	MJ Construction	C523080056	SEW	YES	Combined sewer relay	718.50	33.6%	277.0	12.9%	995.50	46.5%	1,144.25	53.5%	2,139.75	$ 254,807.05	$ 96,890.72	$ 32,620.93	33.7%
82	Visu-Sewer Inc	C523080152	SEW	YES	Sanitary and storm sewer relay and lining	1,029.50	33.5%	484.0	15.7%	1,513.50	49.2%	1,562.75	50.8%	3,076.25	$ 778,294.95	$ 133,245.91	$ 43,033.01	32.3%
83	MJ Construction	C523080061	SEW	YES	Combined Sewer Relay	1,507.00	35.0%	458.0	10.6%	1,965.00	45.6%	2,344.25	54.4%	4,309.25	$ 757,583.50	$ 187,528.34	$ 61,974.98	33.0%
84	MJ Construction	C523090081	SEW	YES	Sanitary sewer relay and relining	645.50	39.8%	204.3	12.6%	849.75	52.4%	773.00	47.6%	1,622.75	$ 338,004.10	$ 71,267.02	$ 27,913.10	39.2%
85	MJ Construction	C523090096	SEW	YES	Combined sewer main relay	761.75	38.9%	65.5	3.3%	827.25	42.2%	1,131.50	57.8%	1,958.75	$ 301,288.00	$ 88,428.84	$ 33,521.28	37.9%
86	United Sewer and Water	C523090049	SEW	YES	Combined sewer relay and lining	874.50	29.6%	340.8	11.5%	1,215.25	41.1%	1,741.25	58.9%	2,956.50	$ 562,183.43	$ 130,919.72	$ 35,318.16	27.0%
87	American Sewer Services	C523090023	SEW	YES	Combined and sanitay sewer relay and lining	831.00	28.7%	339.3	11.7%	1,170.25	40.5%	1,720.75	59.5%	2,891.00	$ 652,737.00	$ 124,706.62	$ 35,972.96	28.8%
88	Reichl Construction	C545090004	SEW	YES	Expansion joint and lighting renovations	1,760.50	39.5%	83.2	1.9%	1,843.70	41.4%	2,613.95	58.6%	4,457.65	$ 587,000.00	$ 182,635.49	$ 70,289.82	38.5%
89	Sigma Environmental	C523090029	SEW	NO	Sanitary manhole inspections	632.00	25.2%	0.0	0.0%	632.00	25.2%	1,880.75	74.8%	2,512.75	$ 102,304.00	$ 42,213.57	$ 5,468.30	13.0%
90	C. W. Purpero	C523070112	SEW	YES	Sanitary storm sewerrelay and watermain relay	314.25	20.3%	487.5	31.5%	801.75	51.7%	748.17	48.3%	1,549.92	$ 199,714.70	$ 65,849.34	$ 11,450.41	17.4%
91	C. W. Purpero	C523070002	SEW	YES	Menomonee Valley industrial center...	1,992.25	22.4%	1754.5	19.7%	3,746.75	42.0%	5,165.75	58.0%	8,912.50	$ 1,532,776.56	$ 284,286.76	$ 67,854.41	23.9%
92	American Sewer Services	C523090019	SEW	YES	Water main relays and combined sewer..	723.75	33.9%	84.8	4.0%	808.50	37.9%	1,323.75	62.1%	2,132.25	$ 410,901.00	$ 97,101.31	$ 31,776.98	32.7%
93	American Sewer Services	C523090067	SEW	YES	Combined sewer and main relays	550.75	30.0%	201.5	11.0%	752.25	41.0%	1,084.50	59.0%	1,836.75	$ 403,345.00	$ 75,292.82	$ 24,480.23	32.5%
94	D. F. Tomasini	C523090098	SEW	YES	2009 stormwater quality treatment devices	213.50	16.3%	14.5	1.1%	228.00	17.4%	1,082.25	82.6%	1,310.25	$ 392,355.00	$ 60,421.62	$ 17,493.74	29.0%
95	C. W. Purpero	C523080112	SEW	YES	2008 Green Streets Project (stormwater plante	357.25	21.7%	58.5	3.6%	415.75	25.2%	1,231.50	74.8%	1,647.25	$ 225,990.75	$ 71,863.49	$ 14,121.78	19.7%
96	Visu-Sewer Inc	C523080102	SEW	NO	Combined sewer relay and lining	1,461.25	28.5%	330.0	6.4%	1,791.25	35.0%	3,332.25	65.0%	5,123.50	$ 1,041,821.10	$ 218,446.10	$ 60,404.06	27.7%
97	Globe Contractors	C523090048	SEW	YES	Combined Sewer relay	5,303.00	27.4%	1514.5	7.8%	6,817.50	35.2%	12,569.50	64.8%	19,387.00	$ 4,324,569.44	$ 847,261.66	$ 212,270.02	25.1%
98	MJ Construction	C523090125	SEW	YES	San. Sewer Relay/Relining	353.00	44.8%	20.5	2.6%	373.50	47.4%	414.75	52.6%	788.25	$ 136,510.05	$ 35,183.40	$ 15,935.72	45.3%
99	Visu-Sewer Inc	C523090111	SEW	YES	Sanitary Sewer Main and Lateral Lining	392.25	27.0%	188.5	13.0%	580.75	40.0%	872.75	60.0%	1,453.50	$ 317,609.50	$ 61,145.02	$ 16,068.01	26.3%
100	UPI Construction Inc.	C523090066	SEW	NO	Combined sewer relay and lining	516.00	28.5%	275.8	15.2%	791.75	43.7%	1,019.75	56.3%	1,811.50	$ 327,833.30	$ 80,898.46	$ 22,329.42	27.6%
101	Rawson Contractors	C523090052	SEW	YES	Pump Rehab/Construction	120.00	17.7%	116.5	17.2%	236.50	34.9%	440.50	65.1%	677.00	$ 198,363.00	$ 33,583.48	$ 5,250.01	15.6%
102	C.W. Purpero, Inc.	C523080043	SEW	YES	Sanitary and storm sewer relay	317.25	17.8%	433.5	24.4%	750.75	42.2%	1,026.75	57.8%	1,777.50	$ 255,426.00	$ 80,094.78	$ 12,151.60	15.2%
103	M.J. Construction	C523080078	SEW	YES	Combined Sewer Relay/Lining	867.25	33.8%	317.3	12.3%	1,184.50	46.1%	1,384.50	53.9%	2,569.00	$ 443,202.50	$ 111,707.36	$ 35,160.13	31.5%
104	C.W. Purpero, Inc.	C523060112	SEW	NO	Sanitary Sewer Relay	764.75	27.2%	495.8	17.6%	1,260.50	44.8%	1,556.25	55.2%	2,816.75	$ 286,120.00	$ 127,673.58	$ 29,230.95	22.9%
105	Michels Tunneling	C523070054	SEW	YES	Slip Lining of Sewer Tunnel	1,234.00	8.6%	3102.8	21.6%	4,336.75	30.2%	10,016.50	69.8%	14,353.25	$ 5,184,393.00	$ 630,554.74	$ 48,787.40	7.7%
106	American Sewer Services	C523080082	SEW	YES	Combined Sewer Relay	795.50	29.0%	476.5	17.4%	1,272.00	46.3%	1,473.50	53.7%	2,745.50	$ 756,981.80	$ 118,718.02	$ 32,955.94	27.8%
107	Visu-Sewer Inc	C523080003	SEW	YES	Sanitary Sewer Lining	120.25	31.1%	46.0	11.9%	166.25	43.0%	220.00	57.0%	386.25	$ 87,157.00	$ 15,197.28	$ 4,687.30	30.8%
108	MJ Construction	C523090005	SEW	YES	Sanitary/Storm Sewer Relay	2,340.25	39.2%	995.0	16.7%	3,335.25	55.9%	2,632.00	44.1%	5,967.25	$ 1,029,152.50	$ 254,759.83	$ 96,847.92	38.0%
109	MJ Construction	C523080103	SEW	YES	Combined Sewer Lining	1,490.50	39.8%	162.0	4.3%	1,652.50	44.2%	2,089.50	55.8%	3,742.00	$ 594,811.90	$ 163,262.41	$ 61,404.02	37.6%
110	Michels Corporation	C523090083	SEW	NO	Combined Sewer Lining	226.50	12.0%	0.0	0.0%	226.50	12.0%	1,655.25	88.0%	1,881.75	$ 664,685.10	$ 85,833.53	$ 11,106.98	12.9%
111	Visu-Sewer Inc	C523100006	SEW	YES	Combined Sewer Main Relay Lining	262.75	40.0%	48.5	7.4%	311.25	47.4%	345.00	52.6%	656.25	$ 122,770.50	$ 28,405.64	$ 10,978.53	38.6%
112	MJ Construction	C523090095	SEW	YES	Sanitary Sewer Relay/Lining	620.50	24.8%	412.5	16.5%	1,033.00	41.2%	1,472.50	58.8%	2,505.50	$ 359,373.20	$ 112,475.50	$ 27,081.53	24.1%
					Sewer Total	**45,119.5**		**17,368.8**		**62,488.3**		**98,876.5**		**161,364.8**	**$ 34,896,665.01**	**$ 6,854,977.87**	**$ 1,883,225.68**	
					Sewer Average	**960.0**	**29.5%**	**369.5**	**10.7%**	**1,329.5**	**40.1%**	**2,103.8**	**59.9%**	**3,433.3**	**$ 742,482.23**	**$ 145,850.59**	**$ 40,068.63**	**28.8%**

113	Underground Pipeline	C641080014	WAT	Yes	Water main relays	1,248.50	26.8%	140.5	3.0%	1,389.00	29.8%	3,265.25	70.2%	4,654.25	$ 708,053.83	$ 203,334.24	$ 52,784.61	26.0%
114	Miller Pipeline	C641070087	WAT	NO	Water main joint rehabilitation	183.50	9.8%	0.0	0.0%	183.50	9.8%	1,691.00	90.2%	1,874.50	$ 493,884.50	$ 72,862.04	$ 6,226.17	8.5%
115	Price Erecting	C641070125	WAT	YES	Flocculator upgrades… etc.	1,266.00	26.6%	399.0	8.4%	1,665.00	35.0%	3,092.00	65.0%	4,757.00	$ 1,062,200.00	$ 214,553.90	$ 46,234.32	21.5%
116	United Sewer and Water	C641080092	WAT	YES	Water main relays	495.00	27.1%	16.5	0.9%	511.50	28.0%	1,315.50	72.0%	1,827.00	$ 219,643.00	$ 77,946.44	$ 18,743.01	24.0%
117	Donahue & Associates	C641070510	WAT	YES	SCADA and control room facilities	0.00	0.0%	475.5	21.6%	475.50	21.6%	1,722.00	78.4%	2,197.50	$ 1,914,844.00	$ 122,040.34	$ -	0.0%
118	D. F. Tomasini	C641090059	WAT	YES	Water main relays	183.00	12.8%	143.5	10.1%	326.50	22.9%	1,100.00	77.1%	1,426.50	$ 352,316.00	$ 67,448.54	$ 6,947.52	10.3%
119	MJ Construction	C641090040	WAT	YES	Water main relays	1,036.75	36.7%	141.8	5.0%	1,178.50	41.8%	1,643.50	58.2%	2,822.00	$ 470,796.00	$ 124,082.32	$ 42,560.92	34.3%
120	Grunau Company	C523090092	WAT	YES	Ember lane river access & restoraction project	67.00	28.2%	8.0	3.4%	75.00	31.5%	163.00	68.5%	238.00	$ 83,900.00	$ 12,375.34	$ 3,453.03	27.9%
121	Contracting and Material Company	C641060117	WAT	YES	Installation of new water main	1,036.50	28.5%	86.0	2.4%	1,122.50	30.9%	2,515.50	69.1%	3,638.00	$ 400,856.00	$ 162,462.83	$ 34,647.17	21.3%
122	Underground Pipeline Construction	C641090012	WAT	YES	Water	1,068.00	27.2%	321.8	8.2%	1,389.75	35.5%	2,530.50	64.5%	3,920.25	$ 739,083.50	$ 175,134.34	$ 44,807.49	25.6%
123	Rawson Contractors	C641080104	WAT	YES	Water Main Extension	2,978.00	26.1%	1499.3	13.1%	4,477.25	39.3%	6,924.25	60.7%	11,401.50	$ 3,146,110.00	$ 480,602.07	$ 121,216.35	25.2%
124	American Sewer Services	C641090061	WAT	YES	Water Main Relay	494.50	29.6%	222.5	13.3%	717.00	43.0%	952.25	57.0%	1,669.25	$ 329,882.50	$ 74,612.30	$ 21,094.58	28.3%
125	C.W. Purpero, Inc.	C641090146	WAT	YES	Kilbourn Reservoir Park Slope Remediation	1,135.00	48.0%	85.0	3.6%	1,220.00	51.6%	1,146.50	48.4%	2,366.50	$ 284,500.00	$ 108,198.93	$ 51,900.20	48.0%
126	UPI Construction Inc.	C641090101	WAT	YES	Water Main Relay	296.00	49.6%	62.0	10.4%	358.00	60.0%	239.00	40.0%	597.00	$ 141,900.00	$ 28,168.88	$ 13,603.30	48.3%
					Water Total	**11,487.8**		**3,601.3**		**15,089.0**		**28,300.3**		**43,389.3**	**$ 10,347,969.33**	**$ 1,923,822.51**	**$ 464,218.67**	
					Water Average	**820.6**	**26.9%**	**257.2**	**7.4%**	**1,077.8**	**34.3%**	**2,021.4**	**65.7%**	**3,099.2**	**$ 739,140.67**	**$ 137,415.89**	**$ 33,158.48**	**24.9%**
					Total to Date	**86,612.4**		**35,535.7**		**122,148.2**		**174,192.9**		**296,341.1**	**$ 60,381,975.97**	**$ 12,687,800.37**	**$ 3,533,055.40**	
					Average to Date	**687.4**	**31.8%**	**282.0**	**13.9%**	**969.4**	**45.7%**	**1,382.5**	**54.3%**	**2,351.9**	**$ 479,222.03**	**$ 100,696.83**	**$ 28,040.12**	**30.4%**

RESIDENT PREFERENCE PROGRAM SUMMARY STATISTICS		
	Total	**Average per Contract**
Target Area Resident Hours	86,612.4	687.4
% Target Resident Hours	**31.8%**	
Non-Target, Milwaukee Resident Hours	35,535.7	282.0
% Non-Target, Milwaukee Resident Hours	**13.9%**	
Total Milwaukee Resident Hours	122,148.2	969.4
% Milwaukee Resident Hours	**45.7%**	
Total Non-Resident Hours	174,192.9	1,382.5
% Non-Resident Hours	**54.3%**	
Grand Total Hours	296,341.1	2,351.9
	100%	
Total Contract Bid Amount	$ 60,381,975.97	$ 479,222.03
Total Labor Dollars Paid	$ 12,687,800.37	$ 100,696.83
Target-Area Dollars Paid	$ 3,533,055.40	$ 28,040.12
% Paid to Target Area Residents	**30.4%**	

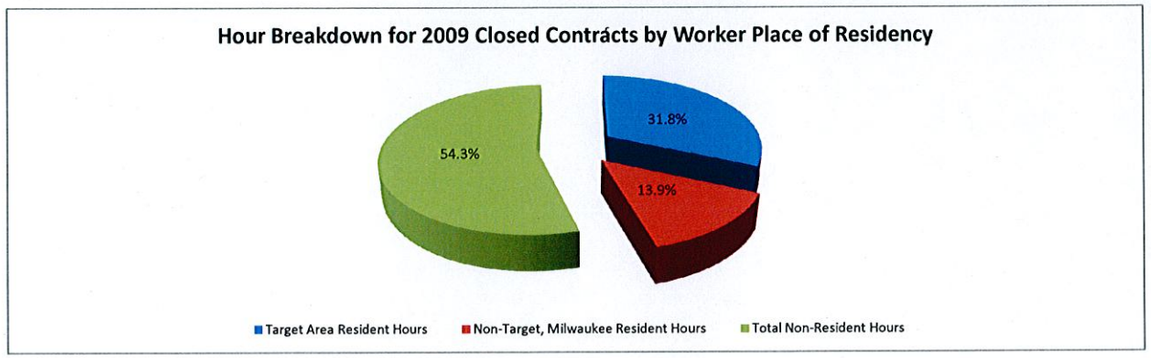

RESIDENT PREFERENCE PROGRAM SUMMARY STATISTICS		
Division:	**Target Resident Hours**	**Average per Contract**
Buildings and Fleet	5,416.0	386.9
% Target Resident Hours	**37.8%**	
Paving	24,589.1	482.1
% Target Resident Hours	**33.6%**	
Sewer	45,119.5	960.0
% Target Resident Hours	**29.5%**	
Water	11,487.8	820.6
% Target Resident Hours	**26.9%**	
Grand Total Target Resident Hours	86,612.4	687.4
% Target Resident Hours	**31.8%**	

Exhibit D: Summary of Residency Hours by Year

NO.	CONTRACTOR	CONTR. NO.	TYPE OF PROJECT	APPRENTICE (S)	DESCRIPTION OF PROJECT	TARGET AREA RESIDENT HOURS	% TARGET RES HOURS	NON-TARGET, MILW RESIDENT HOURS	% NON-TARGET, MILW RESIDENT HOURS	TOTAL MILW RESIDENT HOURS	% MILW RESIDENT HOURS	TOTAL NON-RESIDENT HOURS	% NON-RESIDENT HOURS	GRAND TOTAL HOURS	TOTAL CONTRACT BID AMOUNT	TOTAL LABOR DOLLARS PAID	TARGET AREA DOLLARS PAID	% TARGET AREA DOLLARS PAID
1	C.W. Purpero, Inc.	C523060112	SEW	NO	Sanitary Sewer Relay	764.75	27.2%	495.8	17.6%	1,260.50	44.8%	1,556.25	55.2%	2,816.75	$ 286,120.00	$ 127,673.58	$ 29,230.95	22.9%
2	Contracting and Material Company	C641060117	WAT	YES	Installation of new water main	1,036.50	28.5%	86.0	2.4%	1,122.50	30.9%	2,515.50	69.1%	3,638.00	$ 400,856.00	$ 162,462.83	$ 34,647.17	21.3%
					2006 Total	**1,801.25**		**581.75**		**2,383.00**		**4,071.75**		**6,454.75**	**$ 686,976.00**	**$ 290,136.41**	**$ 63,878.12**	
					2006 Average	**900.63**	**27.8%**	**290.88**	**10.0%**	**1,191.50**	**37.8%**	**2,035.88**	**62.2%**	**3,227.38**	**$ 343,488.00**	**$ 145,068.21**	**$ 31,939.06**	**22.1%**
3	Mared Mechanical	C545070129	B&F	YES	Systems upgrade project	2,024.00	37.7%	1.0	0.0%	2,025.00	37.7%	3,348.55	62.3%	5,373.55	$ 856,400.00	$ 247,864.42	$ 66,704.22	26.9%
4	Zenith Tech	C523070108	PAV	YES	Construction of asphalt pavement… etc	328.25	53.7%	84.0	13.7%	412.25	67.4%	199.25	32.6%	611.50	$ 65,986.12	$ 26,084.95	$ 13,135.36	50.4%
5	Payne & Dolan	C523070035	PAV	YES	Construction of asphalt pavement… etc	910.75	55.5%	215.5	13.1%	1,126.25	68.6%	514.75	31.4%	1,641.00	$ 105,646.45	$ 74,820.41	$ 34,858.57	46.6%
6	D.C. Burbach	C523070077	PAV	YES	Stage Construction Asphalt	339.60	31.8%	56.7	5.3%	396.30	37.2%	670.25	62.8%	1,066.55	$ 138,148.35	$ 43,531.51	$ 11,451.63	26.3%
7	Arrow-Crete	C523070098	PAV	YES	Construction of asphalt pavement… etc	1,248.50	25.3%	252.3	5.1%	1,500.75	30.4%	3,433.75	69.6%	4,934.50	$ 632,108.75	$ 210,208.36	$ 49,651.42	23.6%
8	Stark Asphalt	C523070124	PAV	YES	Construction of asphalt pavement… etc	87.00	14.5%	18.8	3.1%	105.75	17.6%	494.50	82.4%	600.25	$ 109,680.10	$ 26,568.64	$ 8,210.32	30.9%
9	American Sewer Services	C523070100	PAV	YES	Combined sewer relay and watermain	1,048.50	32.3%	257.0	7.9%	1,305.50	40.2%	1,944.75	59.8%	3,250.25	$ 1,202,888.50	$ 127,474.43	$ 43,014.29	33.7%
10	Stark Asphalt	C523070082	PAV	YES	Paving	512.25	25.0%	353.8	17.2%	866.00	42.2%	1,185.75	57.8%	2,051.75	$ 216,428.51	$ 88,909.78	$ 20,821.00	23.4%
11	Zenith Tech	C523070099	PAV	YES	Paving Construction Work	1,124.75	49.5%	596.3	26.2%	1,721.00	75.7%	553.50	24.3%	2,274.50	$ 174,792.05	$ 92,129.61	$ 43,877.98	47.6%
12	M. J. Construction	C523070050	SEW	YES	Combined sewer relay	623.75	29.5%	95.0	4.5%	718.75	34.0%	1,397.00	66.0%	2,115.75	$ 299,776.80	$ 87,510.59	$ 23,968.64	27.4%
13	MJ Construction	C523070083	SEW	YES	Combined and sanitay sewer relay	962.25	25.1%	416.8	10.9%	1,379.00	35.9%	2,457.25	64.1%	3,836.25	$ 526,593.15	$ 137,734.41	$ 39,864.90	28.9%
14	C. W. Purpero	C523070112	SEW	YES	Sanitary storm sewerrelay and watermain relay	314.25	20.3%	487.5	31.5%	801.75	51.7%	748.17	48.3%	1,549.92	$ 199,714.70	$ 65,849.34	$ 11,450.41	17.4%
15	C. W. Purpero	C523070002	SEW	YES	Menomonee Valley industrial center…	1,992.25	22.4%	1754.5	19.7%	3,746.75	42.0%	5,165.75	58.0%	8,912.50	$ 1,532,776.56	$ 284,286.76	$ 67,854.41	23.9%
16	Michels Tunneling	C523070054	SEW	YES	Slip Lining of Sewer Tunnel	1,234.00	8.6%	3102.8	21.6%	4,336.75	30.2%	10,016.50	69.8%	14,353.25	$ 5,184,393.00	$ 630,554.74	$ 48,787.40	7.7%
17	Miller Pipeline	C641070087	WAT	No	Water main joint rehabilitation	183.50	9.8%	0.0	0.0%	183.50	9.8%	1,691.00	90.2%	1,874.50	$ 493,884.50	$ 72,862.04	$ 6,226.17	8.5%
18	Price Erecting	C641070125	WAT	Yes	Flocculator upgrades… etc.	1,266.00	26.6%	399.0	8.4%	1,665.00	35.0%	3,092.00	65.0%	4,757.00	$ 1,062,200.00	$ 214,553.90	$ 46,234.32	21.5%
19	Donahue & Associates	C641070510	WAT	YES	SCADA and control room facilities	0.00	0.0%	475.5	21.6%	475.50	21.6%	1,722.00	78.4%	2,197.50	$ 1,914,844.00	$ 122,040.34	$ -	0.0%
					2007 Total	**14,199.60**		**8,566.20**		**22,765.80**		**38,634.72**		**61,400.52**	**$ 14,716,261.54**	**$ 2,552,984.23**	**$ 536,111.04**	
					2007 Average	**835.27**	**27.5%**	**503.89**	**12.3%**	**1,339.16**	**39.8%**	**2,272.63**	**60.2%**	**3,611.80**	**$ 865,662.44**	**$ 150,175.54**	**$ 31,535.94**	**26.2%**
20	Arteaga Construction, Inc.	C545080028	B&F	No	Air conditioning instalation	24.00	33.8%	0.0	0.0%	24.00	33.8%	47.00	66.2%	71.00	$ 17,000.00	$ 3,578.09	$ 1,188.96	33.2%
21	Arteaga Construction	C545080111	B&F	YES	Atrium Ventilation Modifications	158.50	28.2%	205.0	36.5%	363.50	64.7%	198.50	35.3%	562.00	$ 84,000.00	$ 26,319.82	$ 7,301.52	27.7%
22	Arteaga Construction	C545080130	B&F	YES	Remodeling of mechanical/electrical systems	390.00	32.4%	47.0	3.9%	437.00	36.3%	765.50	63.7%	1,202.50	$ 155,300.00	$ 50,719.70	$ 15,433.75	30.4%
23	Bluemels Maintenance Service	C545080117	B&F	NO	Landscaping	237.00	63.7%	95.0	25.5%	332.00	89.2%	40.00	10.8%	372.00	$ 39,700.00	$ 8,241.48	$ 4,691.84	56.9%
24	Visu-Sewer Inc	C523080042	PAV	Yes	Combined sewer relay	1,150.50	28.0%	507.8	12.3%	1,658.25	40.3%	2,453.50	59.7%	4,111.75	$ 1,195,377.00	$ 172,338.77	$ 51,661.40	30.0%
25	Stark Asphalt	C523080065	PAV	Yes	Construction of asphalt pavement … etc.	348.25	41.5%	79.8	9.5%	428.00	51.0%	411.50	49.0%	839.50	$ 128,487.33	$ 35,811.48	$ 14,078.25	39.3%
26	Snorek Construction	C523080123	PAV	Yes	Construction of concrete alley … etc.	210.50	38.2%	154.8	28.0%	365.25	66.2%	186.50	33.8%	551.75	$ 90,680.30	$ 20,838.36	$ 7,652.25	36.7%
27	Rawson Contractors	C523080146	PAV	Yes	Replacement of communication manholes	276.75	28.7%	16.0	1.7%	292.75	30.4%	671.50	69.6%	964.25	$ 262,299.00	$ 43,365.27	$ 11,456.02	26.4%
28	Milwaukee General	C523080060	PAV	NO	Construction of 7 in concrete pavement etc…	521.00	33.3%	564.3	36.0%	1,085.25	69.3%	480.75	30.7%	1,566.00	$ 218,409.15	$ 63,712.01	$ 19,643.17	30.8%
29	Payne & Dolan	C523080029	PAV	YES	Asphalt Resurfacing	89.00	15.3%	118.8	20.4%	207.75	35.7%	374.50	64.3%	582.25	$ 227,870.15	$ 26,395.20	$ 3,638.37	13.8%
30	Zenith Tech	C523080101	PAV	YES	Asphalt Construction …etc	505.75	33.2%	369.3	24.2%	875.00	57.4%	649.00	42.6%	1,524.00	$ 272,887.60	$ 73,064.35	$ 21,573.72	29.5%
31	Snorek Construction	C523080145	PAV	YES	Asphalt Construction …etc	567.25	36.9%	271.8	17.7%	839.00	54.6%	696.50	45.4%	1,535.50	$ 231,896.50	$ 61,174.47	$ 20,992.33	34.3%
32	Payne & Dolan	C523080138	PAV	YES	Construction of asphalt pavement… etc	50.75	23.7%	35.5	16.6%	86.25	40.4%	127.50	59.6%	213.75	$ 56,139.75	$ 9,049.93	$ 1,811.90	20.0%
33	Stark Asphalt	C523080129	PAV	YES	Construction of concrete paving	317.25	34.6%	286.0	31.2%	603.25	65.9%	312.50	34.1%	915.75	$ 207,139.70	$ 42,733.21	$ 14,136.51	33.1%
34	Snorek Construction	C523080070	PAV	YES	Construction of asphalt pavement… etc	454.75	42.0%	143.5	13.3%	598.25	55.3%	483.25	44.7%	1,081.50	$ 158,046.35	$ 45,560.78	$ 19,068.72	41.9%
35	D.C. Burbach	C523080049	PAV	YES	Construction of asphalt pavement… etc	319.95	15.6%	354.0	17.3%	673.95	33.0%	1,371.35	67.0%	2,045.30	$ 230,535.44	$ 88,694.02	$ 13,251.32	14.9%
36	Snorek Construction	C523080064	PAV	YES	Construction of asphalt pavement… etc	690.25	35.8%	143.0	7.4%	833.25	43.2%	1,096.00	56.8%	1,929.25	$ 284,016.53	$ 77,451.15	$ 25,767.06	33.3%
37	Snorek Construction	C523080032	PAV	YES	Concrete Paving	504.00	32.4%	290.0	18.6%	794.00	51.1%	761.25	48.9%	1,555.25	$ 172,174.40	$ 62,124.43	$ 18,705.84	30.1%
38	Snorek Construction	C523080095	PAV	YES	Concrete Paving	577.25	42.0%	274.3	20.0%	851.50	62.0%	522.75	38.0%	1,374.25	$ 277,720.00	$ 55,232.77	$ 21,281.61	38.5%
39	Arrow-Crete Construction	C523080094	PAV	YES	Construction of new concrete alley pavement, etc.	310.50	27.4%	125.0	11.0%	435.50	38.4%	699.75	61.6%	1,135.25	$ 80,729.50	$ 47,854.83	$ 12,835.76	26.8%
40	Milwaukee General	C523080109	PAV	YES	Street Reconstruction	747.00	47.7%	351.0	22.4%	1,098.00	70.1%	469.00	29.9%	1,567.00	$ 262,369.97	$ 63,576.82	$ 28,157.02	44.3%
41	Zenith Tech	C523080127	PAV	YES	Pavement, Curb, Walk, Sodding	665.25	34.1%	538.3	27.6%	1,203.50	61.6%	749.00	38.4%	1,952.50	$ 359,537.05	$ 90,025.81	$ 27,300.85	30.3%
42	Milwaukee General	C523080093	PAV	NO	Street Reconstruction	393.00	32.8%	373.5	31.1%	766.50	63.9%	433.00	36.1%	1,199.50	$ 162,314.79	$ 51,488.95	$ 15,248.88	29.6%
43	Snorek Construction	C523080124	PAV	NO	Concrete Paving	181.25	37.8%	131.3	27.4%	312.50	65.2%	166.50	34.8%	479.00	$ 87,324.30	$ 18,369.31	$ 6,709.43	36.5%
44	Snorek Construction	C523080106	PAV	YES	Concrete Paving	287.50	37.1%	168.8	21.8%	456.25	58.9%	317.75	41.1%	774.00	$ 197,377.20	$ 32,641.50	$ 10,871.04	33.3%
45	Milwaukee General	C523080121	PAV	YES	Alley Reconstruction	534.00	40.1%	383.0	28.8%	917.00	68.9%	413.50	31.1%	1,330.50	$ 207,027.44	$ 53,912.63	$ 20,533.41	38.1%
46	Platt Construction	C523080037	PAV	YES	Street Paving	243.00	10.1%	216.3	9.0%	459.25	19.0%	1,953.50	81.0%	2,412.75	$ 164,105.92	$ 107,733.96	$ 10,452.38	9.7%
47	Milwaukee General	C523080122	PAV	YES	Street Reconstruction	624.75	33.1%	657.5	34.9%	1,282.25	68.0%	604.00	32.0%	1,886.25	$ 308,303.95	$ 76,519.02	$ 23,133.10	30.2%

48	Platt Construction	C523080132	PAV	YES	Construction of VT asphalt pavement…	340.75	15.3%	259.0	11.6%	599.75	26.9%	1,629.00	73.1%	2,228.75	$ 270,362.28	$ 103,537.08	$ 14,468.45	14.0%
49	Wm. Beaudoin & Sons	C523080096	PAV	YES	Construction of VT asphalt pavement…	612.34	32.0%	449.8	23.5%	1,062.14	55.5%	852.02	44.5%	1,914.16	$ 402,985.28	$ 85,792.51	$ 25,918.22	30.2%
50	Super Excavators, Inc	C523080107	SEW	Yes	Storm Sewer relay and lining	3,801.50	32.7%	12.0	0.1%	3,813.50	32.8%	7,810.75	67.2%	11,624.25	$ 2,785,000.00	$ 530,053.93	$ 167,242.52	31.6%
51	Rawson Contractors	C523080062	SEW	Yes	Combined sewer lining and relay	1,323.75	31.7%	110.3	2.6%	1,434.00	34.3%	2,743.00	65.7%	4,177.00	$ 495,337.00	$ 176,160.74	$ 52,828.59	30.0%
52	Visu-Sewer	C523080148	SEW	No	Storm sewer dye testing … etc.	213.50	28.1%	0.0	0.0%	213.50	28.1%	546.00	71.9%	759.50	$ 108,201.08	$ 29,628.27	$ 8,264.87	27.9%
53	M. J. Construction	C523080079	SEW	YES	Combined sewer relay and lining	444.50	26.6%	279.3	16.7%	723.75	43.3%	947.75	56.7%	1,671.50	$ 311,548.10	$ 73,786.38	$ 17,549.45	23.8%
54	American Sewer Services	C523080016	SEW	YES	Combined Storm Sewer Relay	1,585.75	29.4%	743.8	13.8%	2,329.50	43.1%	3,069.25	56.9%	5,398.75	$ 2,129,620.00	$ 223,230.35	$ 69,863.85	31.3%
55	American Sewer Services	C523080081	SEW	YES	Combined sewer relay and lining	640.00	26.8%	290.6	12.2%	930.60	39.0%	1,454.15	61.0%	2,384.75	$ 497,795.00	$ 94,067.20	$ 26,481.03	28.2%
56	American Sewer Services	C523080151	SEW	YES	Combined Sanitary Sewer Relay	304.50	28.6%	270.0	25.4%	574.50	54.0%	489.25	46.0%	1,063.75	$ 223,253.00	$ 45,001.92	$ 14,866.13	33.0%
57	MJ Construction	C523080056	SEW	YES	Combined sewer relay	718.50	33.6%	277.0	12.9%	995.50	46.5%	1,144.25	53.5%	2,139.75	$ 254,807.05	$ 96,890.72	$ 32,620.93	33.7%
58	Visu-Sewer Inc	C523080152	SEW	YES	Sanitary and storm sewer relay and lining	1,029.50	33.5%	484.0	15.7%	1,513.50	49.2%	1,562.75	50.8%	3,076.25	$ 778,294.95	$ 133,245.91	$ 43,033.01	32.3%
59	MJ Construction	C523080061	SEW	YES	Combined Sewer Relay	1,507.00	35.0%	458.0	10.6%	1,965.00	45.6%	2,344.25	54.4%	4,309.25	$ 757,583.50	$ 187,528.34	$ 61,974.98	33.0%
60	C. W. Purpero	C523080112	SEW	YES	2008 Green Streets Project (stormwater planters)	357.25	21.7%	58.5	3.6%	415.75	25.2%	1,231.50	74.8%	1,647.25	$ 225,990.75	$ 71,863.49	$ 14,121.78	19.7%
61	Visu-Sewer Inc	C523080102	SEW	NO	Combined sewer relay and lining	1,461.25	28.5%	330.0	6.4%	1,791.25	35.0%	3,332.25	65.0%	5,123.50	$ 1,041,821.10	$ 218,446.10	$ 60,404.06	27.7%
62	C.W. Purpero, Inc.	C523080043	SEW	YES	Sanitary and storm sewer relay	317.25	17.8%	433.5	24.4%	750.75	42.2%	1,026.75	57.8%	1,777.50	$ 255,426.00	$ 80,094.78	$ 12,151.60	15.2%
63	M.J. Construction	C523080078	SEW	YES	Combined Sewer Relay/Lining	867.25	33.8%	317.3	12.3%	1,184.50	46.1%	1,384.50	53.9%	2,569.00	$ 443,202.50	$ 111,707.36	$ 35,160.13	31.5%
64	American Sewer Services	C523080082	SEW	YES	Combined Sewer Relay	795.50	29.0%	476.5	17.4%	1,272.00	46.3%	1,473.50	53.7%	2,745.50	$ 756,981.80	$ 118,718.02	$ 32,955.94	27.8%
65	Visu-Sewer Inc	C523080003	SEW	YES	Sanitary Sewer Lining	120.25	31.1%	46.0	11.9%	166.25	43.0%	220.00	57.0%	386.25	$ 87,157.00	$ 15,197.28	$ 4,687.30	30.8%
66	MJ Construction	C523080103	SEW	YES	Combined Sewer Lining	1,490.50	39.8%	162.0	4.3%	1,652.50	44.2%	2,089.50	55.8%	3,742.00	$ 594,811.90	$ 163,262.41	$ 61,404.02	37.6%
67	Underground Pipeline	C641080014	WAT	Yes	Water main relays	1,248.50	26.8%	140.5	3.0%	1,389.00	29.8%	3,265.25	70.2%	4,654.25	$ 708,053.83	$ 203,334.24	$ 52,784.61	26.0%
68	Rawson Contractors	C641080104	WAT	YES	Water Main Extension	2,978.00	26.1%	1499.3	13.1%	4,477.25	39.3%	6,924.25	60.7%	11,401.50	$ 3,146,110.00	$ 480,602.07	$ 121,216.35	25.2%
69	United Sewer and Water	C641080092	WAT	YES	Water main relays	495.00	27.1%	16.5	0.9%	511.50	28.0%	1,315.50	72.0%	1,827.00	$ 219,643.00	$ 77,946.44	$ 18,743.01	24.0%
					2008 Total	**34,031.29**		**14,013.65**		**48,044.94**		**64,310.77**		**112,355.71**	**$ 22,632,754.44**	**$ 4,828,623.66**	**$ 1,397,317.24**	
					2008 Average	**680.63**	**31.5%**	**280.27**	**15.9%**	**960.90**	**47.4%**	**1,286.22**	**52.6%**	**2,247.11**	**$ 452,655.09**	**$ 96,572.47**	**$ 27,946.34**	**29.9%**
70	Earth Work Services	C545090118	B&F	No	Baseball Diamond Reconstruction	181.50	43.9%	114.0	27.6%	295.50	71.5%	117.75	28.5%	413.25	$ 48,900.00	$ 13,348.97	$ 6,199.09	46.4%
71	Balestrieri Environmental	C545090089	B&F	NO	Asbestos Abatement	244.00	53.0%	57.0	12.4%	301.00	65.4%	159.00	34.6%	460.00	$ 36,210.00	$ 18,492.56	$ 9,920.36	53.6%
72	Bluemels Maintenance Service	C545090043	B&F	NO	Landscaping and Sewer Work …etc	245.53	56.4%	108.9	25.0%	354.43	81.4%	80.88	18.6%	435.31	$ 54,920.00	$ 9,914.63	$ 5,394.69	54.4%
73	Payne & Dolan	C545090058	B&F	NO	Grading and asphalt surfacing…etc	48.00	17.7%	28.5	10.5%	76.50	28.2%	195.00	71.8%	271.50	$ 56,860.00	$ 11,557.31	$ 2,497.24	21.6%
74	Wm. Sackerson Constr. Co., Inc.	C545090064	B&F	YES	Salt Dome Project	564.75	18.9%	627.0	21.0%	1,191.75	39.9%	1,795.50	60.1%	2,987.25	$ 618,300.00	$ 121,367.33	$ 22,420.54	18.5%
75	Arteaga Construction	C545090130	B&F	YES	HVAC Renovations	240.00	45.4%	20.5	3.9%	260.50	49.3%	268.00	50.7%	528.50	$ 61,800.00	$ 26,463.16	$ 12,244.92	46.3%
76	J.F. Cook Company	C514090076	B&F	NO	Parking Structure Repair and Painting	602.75	30.9%	146.5	7.5%	749.25	38.4%	1,201.50	61.6%	1,950.75	$ 182,646.00	$ 82,612.10	$ 25,358.46	30.7%
77	Edgerton Contractors	C641090128	B&F	YES	Earthwork Services	379.00	27.2%	85.0	6.1%	464.00	33.3%	928.75	66.7%	1,392.75	$ 463,000.00	$ 62,807.33	$ 17,454.55	27.8%
78	Payne & Dolan	C523090017	PAV	No	Pavement crackfilling	770.75	40.1%	0.0	0.0%	770.75	40.1%	1,149.50	59.9%	1,920.25	$ 214,253.87	$ 94,838.42	$ 32,031.31	33.8%
79	Payne & Dolan	C523090113	PAV	NO	Construction of VT asphalt speed bumps…	93.25	37.6%	33.3	13.4%	126.50	51.0%	121.75	49.0%	248.25	$ 67,724.50	$ 11,892.32	$ 3,868.31	32.5%
80	Payne & Dolan	C523090002	PAV	YES	Asphalt Resurfacing	172.25	20.5%	165.0	19.6%	337.25	40.1%	504.00	59.9%	841.25	$ 296,972.85	$ 38,213.88	$ 7,314.47	19.1%
81	Snorek Construction	C523090055	PAV	NO	Construction of concrete alley pavement	300.00	40.3%	255.0	34.3%	555.00	74.6%	188.75	25.4%	743.75	$ 103,302.15	$ 29,208.03	$ 11,485.23	39.3%
82	Stark Asphalt	C523090037	PAV	YES	Construction of concrete paving	309.75	27.0%	73.9	6.4%	383.65	33.5%	762.30	66.5%	1,145.95	$ 153,475.50	$ 54,368.41	$ 12,285.40	22.6%
83	Snorek Construction	C523090056	PAV	YES	Construction of asphalt pavement… etc	443.00	32.6%	284.0	20.9%	727.00	53.4%	633.75	46.6%	1,360.75	$ 189,477.95	$ 55,777.46	$ 17,171.64	30.8%
84	Titan Bldg. Company	C523090001	PAV	YES	Brewers Piont Riverwalk	482.25	26.9%	25.3	1.4%	507.58	28.4%	1,282.16	71.6%	1,789.74	$ 248,749.00	$ 70,207.09	$ 18,255.01	26.0%
85	Snorek Construction	C523090025	PAV	NO	Concrete Paving	549.00	39.4%	337.5	24.2%	886.50	63.6%	508.00	36.4%	1,394.50	$ 253,021.43	$ 56,934.33	$ 21,153.02	37.2%
86	Milwaukee General	C523090033	PAV	NO	Street Reconstruction	212.75	30.2%	187.5	26.6%	400.25	56.8%	304.25	43.2%	704.50	$ 151,992.06	$ 27,767.88	$ 8,156.32	29.4%
87	Snorek Construction	C523090060	PAV	NO	Concrete Paving	362.75	36.4%	233.3	23.4%	596.00	59.8%	401.00	40.2%	997.00	$ 147,015.12	$ 41,665.57	$ 14,125.73	33.9%
88	Snorek Construction	C523090074	PAV	YES	Concrete Paving	754.25	42.3%	453.5	25.5%	1,207.75	67.8%	573.25	32.2%	1,781.00	$ 311,647.17	$ 77,352.72	$ 30,725.67	39.7%
89	LaLonde Contractors	C523090069	PAV	NO	Paving	549.00	41.3%	331.5	24.9%	880.50	66.2%	449.50	33.8%	1,330.00	$ 143,834.88	$ 58,262.07	$ 23,271.75	39.9%
90	Stark Asphalt	C523090028	PAV	YES	Roadway Reconstruction	475.75	30.6%	290.8	18.7%	766.50	49.3%	787.25	50.7%	1,553.75	$ 181,308.14	$ 70,153.04	$ 20,408.26	29.1%
91	Snorek Construction	C523090073	PAV	YES	Concrete Paving	404.75	33.3%	334.8	27.5%	739.50	60.8%	477.25	39.2%	1,216.75	$ 237,285.79	$ 51,549.18	$ 15,504.32	30.1%
92	Snorek Construction	C523090100	PAV	YES	Concrete Paving	522.00	36.3%	276.5	19.2%	798.50	55.6%	638.75	44.4%	1,437.25	$ 231,631.44	$ 64,531.22	$ 21,877.27	33.9%
93	LaLonde Contractors	C523090034	PAV	YES	Concrete Paving	667.50	33.7%	552.6	27.9%	1,220.05	61.5%	762.65	38.5%	1,982.70	$ 226,771.87	$ 81,121.94	$ 26,426.81	32.6%
94	M.J. Construction, Inc.	C523090032	SEW	Yes	Combined sewer relay and lining	596.00	37.8%	78.0	4.9%	674.00	42.7%	904.00	57.3%	1,578.00	$ 303,637.35	$ 77,448.81	$ 24,803.95	32.0%
95	Visu-Sewer Inc	C523090112	SEW	NO	Combined sewer main lining	273.75	38.0%	123.3	17.1%	397.00	55.1%	323.00	44.9%	720.00	$ 259,178.00	$ 31,020.09	$ 10,934.78	35.3%
96	Underground Pipeline Construction	C523090053	SEW	YES	Sanitary storm sewer relay and lining	849.75	19.4%	295.3	6.8%	1,145.00	26.2%	3,227.50	73.8%	4,372.50	$ 901,305.00	$ 198,031.14	$ 65,189.41	32.9%
97	Super Excavators	C523090087	SEW	YES	Combined sewer lining	1,823.50	31.4%	613.8	10.6%	2,437.25	42.0%	3,368.75	58.0%	5,806.00	$ 1,861,130.00	$ 263,449.61	$ 80,377.68	30.5%
98	United Sewer and Water	C523090050	SEW	YES	Sanitary Sewer relay	336.50	26.6%	91.0	7.2%	427.50	33.8%	839.00	66.2%	1,266.50	$ 166,448.60	$ 57,259.66	$ 13,483.37	23.5%
99	MJ Construction	C523090009	SEW	YES	Sanitary Sewer relay	1,243.50	47.2%	161.3	6.1%	1,404.75	53.3%	1,230.25	46.7%	2,635.00	$ 397,777.00	$ 112,742.41	$ 51,566.88	45.7%
100	MJ Construction	C523090081	SEW	YES	Sanitary sewer relay and relining	645.50	39.8%	204.3	12.6%	849.75	52.4%	773.00	47.6%	1,622.75	$ 338,004.10	$ 71,267.02	$ 27,913.10	39.2%
101	MJ Construction	C523090096	SEW	YES	Combined sewer main relay	761.75	38.9%	65.5	3.3%	827.25	42.2%	1,131.50	57.8%	1,958.75	$ 301,288.00	$ 88,428.84	$ 33,521.28	37.9%
102	United Sewer and Water	C523090049	SEW	YES	Combined sewer relay and lining	874.50	29.6%	340.8	11.5%	1,215.25	41.1%	1,741.25	58.9%	2,956.50	$ 562,183.43	$ 130,919.72	$ 35,318.16	27.0%
103	American Sewer Services	C523090023	SEW	YES	Combined and sanitay sewer relay and lining	831.00	28.7%	339.3	11.7%	1,170.25	40.5%	1,720.75	59.5%	2,891.00	$ 652,737.00	$ 124,706.62	$ 35,972.96	28.8%
104	Reichl Construction	C545090004	SEW	YES	Expansion joint and lighting renovations	1,760.50	39.5%	83.2	1.9%	1,843.70	41.4%	2,613.95	58.6%	4,457.65	$ 587,000.00	$ 182,635.49	$ 70,289.82	38.5%

105	Sigma Environmental	C523090029	SEW	NO	Sanitary manhole inspections	632.00	25.2%	0.0	0.0%	632.00	25.2%	1,880.75	74.8%	2,512.75	$ 102,304.00	$ 42,213.57	$ 5,468.30	13.0%
106	American Sewer Services	C523090019	SEW	YES	Water main relays and combined sewer..	723.75	33.9%	84.8	4.0%	808.50	37.9%	1,323.75	62.1%	2,132.25	$ 410,901.00	$ 97,101.31	$ 31,776.98	32.7%
107	American Sewer Services	C523090067	SEW	YES	Combined sewer and main relays	550.75	30.0%	201.5	11.0%	752.25	41.0%	1,084.50	59.0%	1,836.75	$ 403,345.00	$ 75,292.82	$ 24,480.23	32.5%
108	D. F. Tomasini	C523090098	SEW	YES	2009 stormwater quality treatment devices	213.50	16.3%	14.5	1.1%	228.00	17.4%	1,082.25	82.6%	1,310.25	$ 392,355.00	$ 60,421.62	$ 17,493.74	29.0%
109	Globe Contractors	C523090048	SEW	YES	Combined Sewer relay	5,303.00	27.4%	1514.5	7.8%	6,817.50	35.2%	12,569.50	64.8%	19,387.00	$ 4,324,569.44	$ 847,261.66	$ 212,270.02	25.1%
110	MJ Construction	C523090125	SEW	YES	San. Sewer Relay/Relining	353.00	44.8%	20.5	2.6%	373.50	47.4%	414.75	52.6%	788.25	$ 136,510.05	$ 35,183.40	$ 15,935.72	45.3%
111	Visu-Sewer Inc	C523090111	SEW	YES	Sanitary Sewer Main and Lateral Lining	392.25	27.0%	188.5	13.0%	580.75	40.0%	872.75	60.0%	1,453.50	$ 317,609.50	$ 61,145.02	$ 16,068.01	26.3%
112	UPI Construction Inc.	C523090066	SEW	NO	Combined sewer relay and lining	516.00	28.5%	275.8	15.2%	791.75	43.7%	1,019.75	56.3%	1,811.50	$ 327,833.30	$ 80,898.46	$ 22,329.42	27.6%
113	Rawson Contractors	C523090052	SEW	YES	Pump Rehab/Construction	120.00	17.7%	116.5	17.2%	236.50	34.9%	440.50	65.1%	677.00	$ 198,363.00	$ 33,583.48	$ 5,250.01	15.6%
114	MJ Construction	C523090095	SEW	YES	Sanitary Sewer Relay/Lining	620.50	24.8%	412.5	16.5%	1,033.00	41.2%	1,472.50	58.8%	2,505.50	$ 359,373.20	$ 112,475.50	$ 27,081.53	24.1%
115	MJ Construction	C523090005	SEW	YES	Sanitary/Storm Sewer Relay	2,340.25	39.2%	995.0	16.7%	3,335.25	55.9%	2,632.00	44.1%	5,967.25	$ 1,029,152.50	$ 254,759.83	$ 96,847.92	38.0%
116	Michels Corporation	C523090083	SEW	NO	Combined Sewer Lining	226.50	12.0%	0.0	0.0%	226.50	12.0%	1,655.25	88.0%	1,881.75	$ 664,685.10	$ 85,833.53	$ 11,106.98	12.9%
117	D. F. Tomasini	C641090059	WAT	YES	Water main relays	183.00	12.8%	143.5	10.1%	326.50	22.9%	1,100.00	77.1%	1,426.50	$ 352,316.00	$ 67,448.54	$ 6,947.52	10.3%
118	MJ Construction	C641090040	WAT	YES	Water main relays	1,036.75	36.7%	141.8	5.0%	1,178.50	41.8%	1,643.50	58.2%	2,822.00	$ 470,796.00	$ 124,082.32	$ 42,560.92	34.3%
119	Grunau Company	C523090092	WAT	YES	Ember lane river access & restoraction project	67.00	28.2%	8.0	3.4%	75.00	31.5%	163.00	68.5%	238.00	$ 83,900.00	$ 12,375.34	$ 3,453.03	27.9%
120	Underground Pipeline Construction	C641090012	WAT	YES	Water	1,068.00	27.2%	321.8	8.2%	1,389.75	35.5%	2,530.50	64.5%	3,920.25	$ 739,083.50	$ 175,134.34	$ 44,807.49	25.6%
121	American Sewer Services	C641090061	WAT	YES	Water Main Relay	494.50	29.6%	222.5	13.3%	717.00	43.0%	952.25	57.0%	1,669.25	$ 329,882.50	$ 74,612.30	$ 21,094.58	28.3%
122	C.W. Purpero, Inc.	C641090146	WAT	YES	Kilbourn Reservoir Park Slope Remediation	1,135.00	48.0%	85.0	3.6%	1,220.00	51.6%	1,146.50	48.4%	2,366.50	$ 284,500.00	$ 108,198.93	$ 51,900.20	48.0%
123	UPI Construction Inc.	C641090101	WAT	YES	Water Main Relay	296.00	49.6%	62.0	10.4%	358.00	60.0%	239.00	40.0%	597.00	$ 141,900.00	$ 28,168.88	$ 13,603.30	48.3%
					2009 Total	**35,842.53**		**12,225.63**		**48,068.16**		**66,386.44**		**114,454.60**	**$ 22,081,167.29**	**$ 4,944,507.21**	**$ 1,505,397.66**	
					2009 Average	**663.75**	**32.9%**	**226.40**	**12.6%**	**890.15**	**45.5%**	**1,229.38**	**54.5%**	**2,119.53**	**$ 408,910.51**	**$ 91,564.95**	**$ 27,877.73**	**31.9%**
124	Northway Fence	C523100093	B&F	NO	Tennis Court Reconstruction (Fencing)	77.00	40.0%	58.5	30.4%	135.50	70.4%	57.00	29.6%	192.50	$ 32,690.00	$ 7,390.81	$ 2,934.01	39.7%
125	Milwaukee General	C523100027	PAV	YES	Street Reconstruction	398.00	48.1%	41.5	5.0%	439.50	53.2%	387.25	46.8%	826.75	$ 109,356.20	$ 35,752.41	$ 16,438.80	46.0%
126	Visu-Sewer Inc	C523100006	SEW	YES	Combined Sewer Main Relay Lining	262.75	40.0%	48.5	7.4%	311.25	47.4%	345.00	52.6%	656.25	$ 122,770.50	$ 28,405.64	$ 10,978.53	38.6%
					2010 Total	**737.75**		**148.50**		**886.25**		**789.25**		**1,675.50**	**$ 264,816.70**	**$ 71,548.86**	**$ 30,351.34**	
					2010 Average	**245.92**	**42.7%**	**49.50**	**14.3%**	**295.42**	**57.0%**	**263.08**	**43.0%**	**558.50**	**$ 88,272.23**	**$ 23,849.62**	**$ 10,117.11**	**41.4%**
					Total to Date	**86,612.42**	**-**	**35,535.73**	**-**	**122,148.15**	**-**	**174,192.93**	**-**	**296,341.08**	**$ 60,381,975.97**	**$ 12,687,800.37**	**$ 3,533,055.40**	**-**
					Average to Date	**687.40**	**31.8%**	**282.03**	**13.9%**	**969.43**	**45.7%**	**1,382.48**	**54.3%**	**2,351.91**	**$ 479,222.03**	**$ 100,696.83**	**$ 28,040.12**	**30.4%**

Summary of Residency Hours by Year	
Year	% Target Resident Hours
2006	27.8%
2007	27.5%
2008	31.5%
2009	32.9%
2010	42.7%

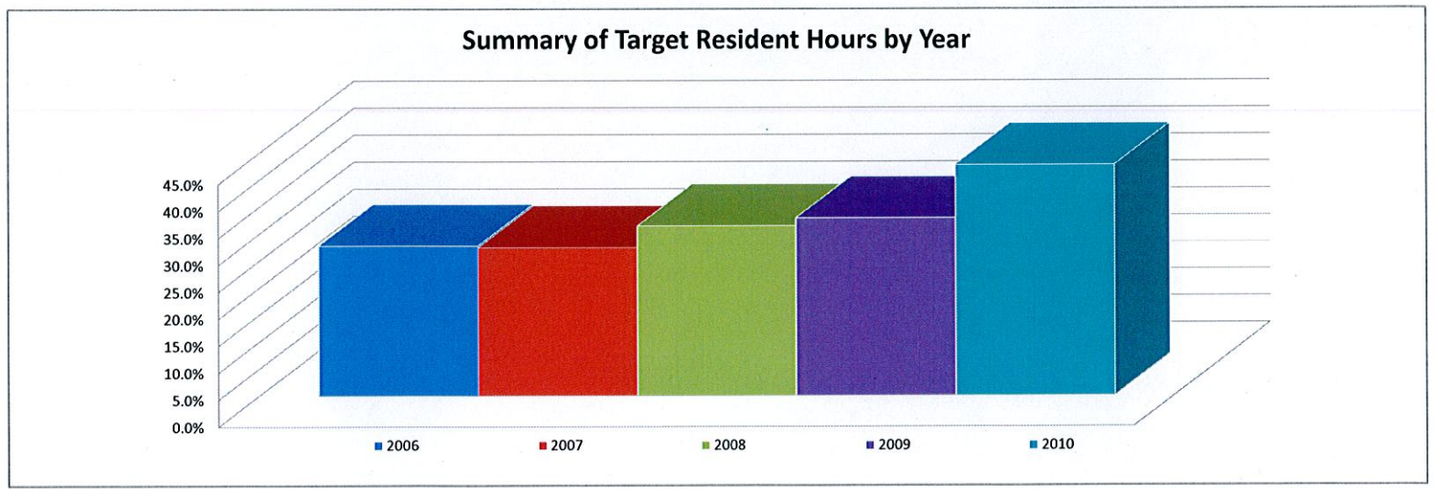

Exhibit D: Summary of Residency Hours with 40% Requirement

Summary of Contracts Closed With Residency Requirements 40% (All Contracts 090116 & Forward)

NO.	CONTRACTOR	CONTR. NO.	TYPE OF PROJECT	APPRENTICE(S)	DESCRIPTION OF PROJECT	TARGET AREA RESIDENT HOURS	% TARGET RES HOURS	NON-TARGET, MILW RESIDENT HOURS	% NON-TARGET, MILW RESIDENT HOURS	TOTAL MILW RESIDENT HOURS	% MILW RESIDENT HOURS	TOTAL NON-RESIDENT HOURS	% NON-RESIDENT HOURS	GRAND TOTAL HOURS	TOTAL CONTRACT BID AMOUNT	TOTAL LABOR DOLLARS PAID	TARGET AREA DOLLARS PAID	% TARGET AREA DOLLARS PAID
1	Earth Work Services	C545090118	B&F	NO	Baseball diamond reconstruction	181.50	43.9%	114.0	27.6%	295.50	71.5%	117.75	28.5%	413.25	$ 48,900.00	$ 13,348.97	$ 6,199.09	46.4%
2	MJ Construction	C523090125	SEW	YES	Sanitary sewer main relay and lining	353.00	44.8%	20.5	2.6%	373.50	47.4%	414.75	52.6%	788.25	$ 136,510.05	$ 35,183.40	$ 15,935.72	45.3%
3	D.C. Burbach	C523090117	PAV	YES	Street Construction	140.00	15.1%	202.8	21.8%	342.75	36.9%	586.50	63.1%	929.25	$ 168,249.74	$ 39,643.03	$ 5,878.05	14.8%
4	Arteaga Construction	C545090130	B&F	YES	HVAC Renovations	240.00	45.4%	20.5	3.9%	260.50	49.3%	268.00	50.7%	528.50	$ 61,800.00	$ 26,463.16	$ 12,244.92	46.3%
5	Visu-Sewer Inc	C523100006	SEW	YES	Combined Sewer Main Relay Lining	262.75	40.0%	48.5	7.4%	311.25	47.4%	345.00	52.6%	656.25	$ 122,770.50	$ 28,405.64	$ 10,978.53	38.6%
6	Northway Fence	C523100093	B&F	NO	Tennis Court Reconstruction (Fencing)	77.00	40.0%	58.5	30.4%	135.50	70.4%	57.00	29.6%	192.50	$ 32,690.00	$ 7,390.81	$ 2,934.01	39.7%
7	Milwaukee General	C523100027	PAV	YES	Street Reconstruction	398.00	48.1%	41.5	5.0%	439.50	53.2%	387.25	46.8%	826.75	$ 109,356.20	$ 35,752.41	$ 16,438.80	46.0%
8	C.W. Purpero, Inc.	C641090146	WAT	YES	Kilbourn Reservoir Park Slope Remediation	1,135.00	48.0%	85.0	3.6%	1,220.00	51.6%	1,146.50	48.4%	2,366.50	$ 284,500.00	$ 108,198.93	$ 51,900.20	48.0%
					Total to Date	**2,787.25**		**591.25**		**3,378.50**		**3,322.75**		**6,701.25**	**$ 964,776.49**	**$ 294,386.35**	**$ 122,509.32**	
					Average to Date	**348.41**	**40.66%**	**73.91**	**12.78%**	**422.31**	**53.45%**	**415.34**	**46.55%**	**837.66**	**$ 120,597.06**	**$ 36,798.29**	**$ 15,313.67**	**40.64%**

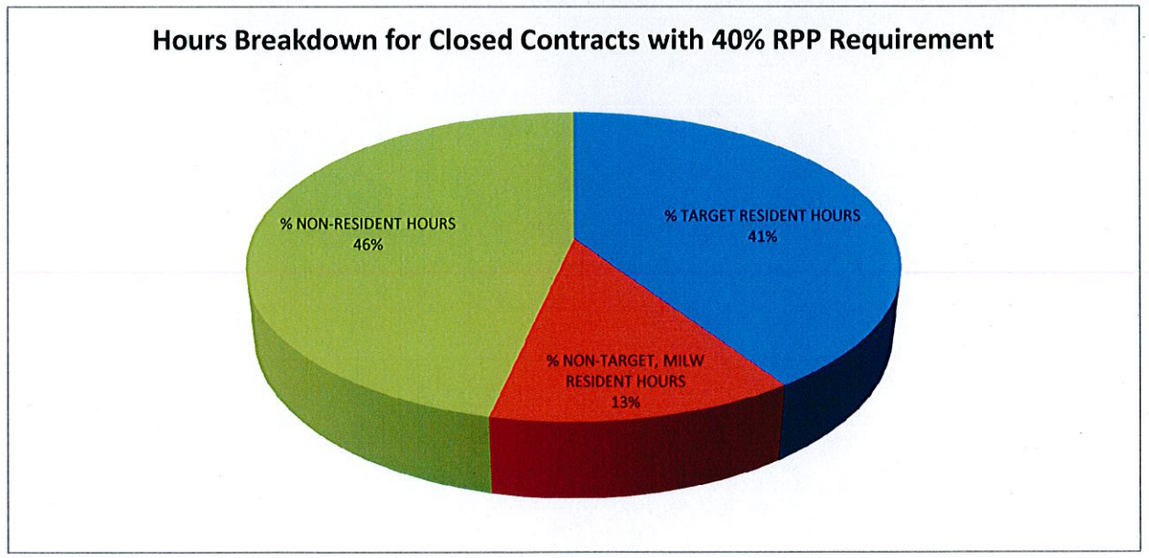

Exhibit E

Summary of Hours Worked by Race & Gender, for 2009 DPW Contracts

NO.	CONTRACTOR	CONTR. NO.	TYPE OF PROJECT	APPRENTICE(S)	DESCRIPTION OF PROJECT	White Male	White Female	Black Male	Black Female	Hispanic Male	Hispanic Female	Asian Male	Asian Female	American Indian Male	American Indian Female	Total Hours Worked	Apprentice Hours
1	M.J. Construction, Inc.	C523090032	SEW	YES	Combined sewer relay and lining	1377.25	0	197.75	8	59.5	0	10.5	0	0	0	1653	140
2	Payne & Dolan	C523090017	PAV	NO	Pavement crackfillng	1058	15.5	837.75	9	0	0	0	0	0	0	1920.25	0
3	Earth Work Services	C545090118	B&F	NO	Baseball Diamond Reconstruction	256.25	0	0	0	86.5	0	52.5	0	18	0	413.25	0
4	Payne & Dolan	C523090113	PAV	NO	Construction of VT asphalt speed bumps...	177.25	0	39	11	10	0	11	0	0	0	248.25	0
5	Balestrieri Environmental	C545090089	B&F	NO	Asbestos Abatement	5	0	8	0	447	0	0	0	0	0	460	0
6	Visu-Sewer Inc	C523090112	SEW	NO	Combined sewer main lining	444.75	0	28.5	0	246.75	0	0	0	0	0	720	0
7	Underground Pipeline Construction	C523090053	SEW	YES	Sanitary storm sewer relay and lining	3944.25	0	352	0	76.25	0	0	0	0	0	4372.5	414.5
8	Bluemels Maintenance Service	C545090043	B&F	NO	Landscaping and Sewer Work ...etc	69.88	0	76	0	289.43	0	0	0	0	0	435.31	0
9	Payne & Dolan	C545090058	B&F	NO	Grading and asphalt surfacing...etc	118.25	23.75	68.5	0	48	0	8	0	0	5	271.5	0
10	Super Excavators	C523090087	SEW	YES	Combined sewer lining	3920	6.5	1356	0	523.5	0	0	0	0	0	5806	566
11	United Sewer and Water	C523090050	SEW	YES	Sanitary Sewer relay	881.5	0	107.5	0	277.5	0	0	0	0	0	1266.5	92.5
12	MJ Construction	C523090009	SEW	YES	Sanitary Sewer relay	1888.5	0	285.25	50	390.25	0	11.25	0	0	9.75	2635	56.5
13	Payne & Dolan	C523090002	PAV	YES	Asphalt Resurfacing	404.5	40.5	142.75	33	100.25	0	73.5	0	46.75	0	841.25	6.5
14	Snorek Construction	C523090055	PAV	NO	Construction of concrete alley pavement	597	9	135.75	0	2	0	0	0	0	0	743.75	0
15	MJ Construction	C523090081	SEW	YES	Sanitary sewer relay and relining	1197.5	0	259.25	0	166	0	0	0	0	0	1622.75	94.5
16	D. F. Tomasini	C641090059	WAT	YES	Water main relays	911.75	9.5	268.5	0	236.75	0	0	0	0	0	1426.5	9.5
17	MJ Construction	C641090040	WAT	YES	Water main relays	2247	0	315	76	176	0	0	0	8	0	2822	100.5
18	MJ Construction	C523090096	SEW	YES	Combined sewer main relay	1488.5	0	170.5	0	294.75	0	0	0	5	0	1958.75	173
19	United Sewer and Water	C523090049	SEW	YES	Combined sewer relay and lining	2104.5	8	202.5	0	641.5	0	0	0	0	0	2956.5	163.5
20	American Sewer Services	C523090023	SEW	YES	Combined and sanitay sewer relay and lining	2566.25	5.25	219.75	5.5	63	0	30.25	0	1	0	2891	66.5
21	C. W. Purpero	C523090016	SEW	YES	Sanitary Sewer Relay	2083.5	0	559.25	0	35	0	24	0	0	0	2701.75	22.5
22	Reichl Construction	C545090004	SEW	YES	Expansion joint and lighting renovations	2266.35	0	535.3	31	1625	0	0	0	0	0	4457.65	345
23	Sigma Environmental	C523090029	SEW	NO	Sanitary manhole inspections	1880.75	0	632	0	0	0	0	0	0	0	2512.75	0
24	Underground Pipeline Construction	C641090011	WAT	YES	Water main relays	831.25	0	22	0	0	0	0	0	0	0	853.25	22
25	American Sewer Services	C523090019	SEW	YES	Water main relays and combined sewer..	1921	0	88.25	0	123	0	0	0	0	0	2132.25	32.5
26	Stark Asphalt	C523090037	PAV	YES	Construction of concrete paving	602.55	0	246.75	0	293.15	0	3.5	0	0	0	1145.95	55
27	American Sewer Services	C523090067	SEW	YES	Combined sewer and main relays	1463.25	0	193.5	0	180	0	0	0	0	0	1836.75	67
28	D. F. Tomasini	C523090098	SEW	YES	2009 stormwater quality treatment devices	717.5	0	375	0	217.75	0	0	0	0	0	1310.25	122.5
29	Snorek Construction	C523090056	PAV	YES	Construction of asphalt pavement... etc	979.75	18.75	230.75	9.75	67.5	0	25	0	0	29.25	1360.75	55
30	Globe Contractors	C523090048	SEW	YES	Combined Sewer relay	14427.25	1286.25	1460.5	553.75	1656.75	0	0	0	2.5	0	19387	864
31	MJ Construction	C523090125	SEW	YES	San. Sewer Relay/Relining	604.75	0	44	0	125.5	0	0	0	14	0	788.25	8.5
32	Grunau Company	C523090092	WAT	YES	Ember lane river access & restoraction project	163	0	75	0	0	0	0	0	0	0	238	8
33	Titan Bldg. Company	C523090001	PAV	YES	Brewers Piont Riverwalk	955.66	0	130.83	0	703.25	0	0	0	0	0	1789.74	42
34	Wm. Sackerson Constr. Co., Inc.	C545090064	B&F	YES	Salt Dome Project	2417.75	0	539.75	0	29.75	0	0	0	0	0	2987.25	75
35	Visu-Sewer Inc	C523090111	SEW	YES	Sanitary Sewer Main and Lateral Lining	990.5	0	18.75	0	444.25	0	0	0	0	0	1453.5	91.5
36	UPI Construction Inc.	C523090066	SEW	NO	Combined sewer relay and lining	1628.5	0	118.5	0	64.5	0	0	0	0	0	1811.5	0
37	Rawson Contractors	C523090052	SEW	YES	Pump Rehab/Construction	608	0	18	0	51	0	0	0	0	0	677	18
38	Snorek Construction	C523090025	PAV	NO	Concrete Paving	1027.25	0	227	0	67	0	51.5	0	21.75	0	1394.5	0
39	Milwaukee General	C523090033	PAV	NO	Street Reconstruction	302.5	0	83	0	319	0	0	0	0	0	704.5	0
40	Walsdorf Roofing Co.	C641090018	WAT	YES	Roofing for a pumping station	379.5	0	130.5	0	0	0	0	0	0	0	510	41.5
41	Munson Inc	C545090044	B&F	NO	Reconstruction at cooper play field	2	0	0	0	0	0	480	0	0	0	482	0
42	Snorek Construction	C523090060	PAV	NO	Concrete Paving	696.5	0	185.5	0	55.5	0	29.75	0	6	23.75	997	0
43	Underground Pipeline Construction	C641090012	WAT	YES	Water	3373.75	0	399.5	0	147	0	0	0	0	0	3920.25	214
44	UPI Construction Inc.	C641090101	WAT	YES	Water Main Relay	519.25	0	77.75	0	0	0	0	0	0	0	597	77.75

Exhibit E

45	Snorek Construction	C523090074	PAV	YES	Concrete Paving	1293.5	0	434.5	0	4.5	0	48.5	0	0	0	1781	107
46	LaLonde Contractors	C523090069	PAV	NO	Paving	411.5	0	167.5	0	751	0	0	0	0	0	1330	0
47	Stark Asphalt	C523090028	PAV	YES	Roadway Reconstruction	475	11	303.75	0	764	0	0	0	0	0	1553.75	75.5
48	MJ Construction	C523090095	SEW	YES	Sanitary Sewer Relay/Lining	2337	0	52.5	0	99.5	0	0	0	16.5	0	2505.5	3.5
49	D.C. Burbach	C523090117	PAV	YES	Street Construction	645	22.5	0	0	253.75	0	8	0	0	0	929.25	52
50	Arteaga Construction	C545090130	B&F	YES	HVAC Renovations	490.5	0	0	0	38	0	0	0	0	0	528.5	138
51	MJ Construction	C523090005	SEW	YES	Sanitary/Storm Sewer Relay	4519.75	0	479.25	16	952.25	0	0	0	0	0	5967.25	16
52	American Sewer Services	C641090061	WAT	YES	Water Main Relay	1250	0	186.5	0	232.75	0	0	0	0	0	1669.25	40
53	Snorek Construction	C523090073	PAV	YES	Concrete Paving	873.25	0	287.75	0	28.25	0	19.75	0	6.5	1.25	1216.75	36.5
54	J.F. Cook Company	C514090076	B&F	NO	Parking Structure Repair and Painting	1317.25	0	360	0	265.5	0	8	0	0	0	1950.75	0
55	Michels Corporation	C523090083	SEW	NO	Combined Sewer Lining	1413.25	0	174	0	178	0	0	0	116.5	0	1881.75	0
56	Snorek Construction	C523090100	PAV	YES	Concrete Paving	1150.5	0	268.25	0	18.5	0	0	0	0	0	1437.25	20.75
57	Edgerton Contractors	C641090128	B&F	YES	Earthwork Services	786.25	0	0	0	431.5	0	175	0	0	0	1392.75	85
58	LaLonde Contractors	C523090034	PAV	YES	Concrete Paving	749.9	9	149.25	0	1074.55	0	0	0	0	0	1982.7	9.5
59	C.W. Purpero, Inc.	C641090146	WAT	YES	Kilbourn Reservoir Park Slope Remediation	1408.5	0	425.5	0	532.5	0	0	0	0	0	2366.5	385
60	Edward Gillen Company	C523090007	-	N.A.	Concrete Filled Piles and Floating Pipe Trash Barr	No Emerging Business Enterprise or Residency Requirements											
61	National Power Rodding Corp.	C523090013	-	N.A.	Sanitary Lateral Televising	No Emerging Business Enterprise or Residency Requirements											
62	Fahrner Asphalt Sealers, LLC	C523090027	-	N.A.	Sealcoating	No Emerging Business Enterprise or Residency Requirements											
63	ASC Pumping Equiptment	C523090039	-	N.A.	Sanitary Bypass Pump Inspection	No Emerging Business Enterprise or Residency Requirements											
					Total	**85,621.09**	**1,465.50**	**14,750.38**	**803.00**	**15,964.38**	**-**	**1,070.00**	**-**	**262.50**	**69.00**	**120,005.85**	**5,014.00**

2009 Summary of Hours	Total	%
White	87,086.59	72.57%
Black	15,553.38	12.96%
Hispanic	15,964.38	13.30%
Asian	1,070.00	0.89%
American Indian	331.50	0.28%
Male	117,668.35	98.05%
Female	2,337.50	1.95%

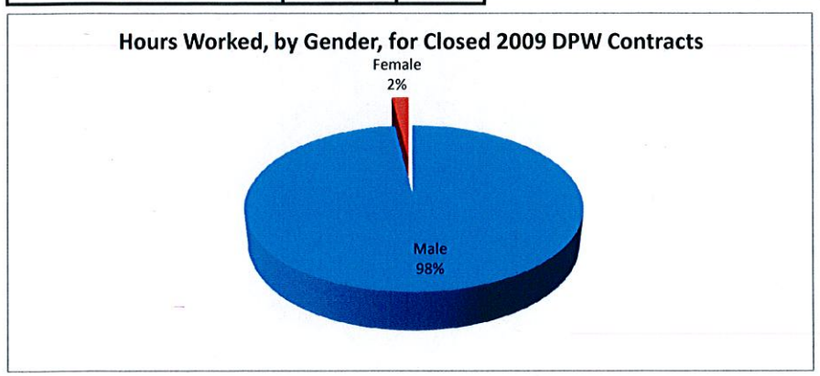

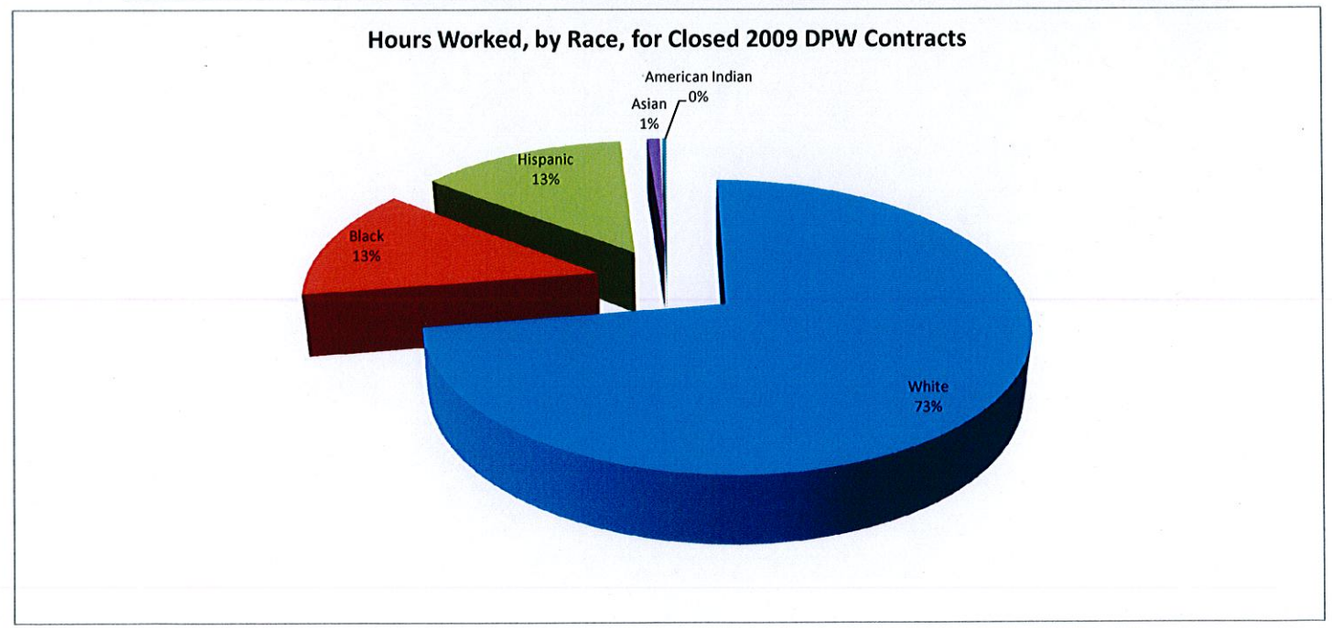

Exhibit F

2009 Apprentice Program

PRIME CONTRACTOR	Sub Contractors (temp)	CONTR. NO.	TYPE OF PROJECT	DESCRIPTION OF PROJECT	Target Resident Hours	Total Hours	No. of Workers	Race / Gender	Trade
Walsdorf Roofing Co.		C641090018	WAT	Roofing for a pumping station	0.00	41.50	1.00	W/M	Roofer
M.J Construction		C523090032	SEW	Combined sewer relay and lining	0.00	8.00	1.00	B/F	Laborer
M.J Construction		C523090032	SEW	Combined sewer relay and lining	0.00	114.50	1.00	W/M	Loader operator
M.J Construction	Payne & Dolan	C523090032	SEW	Combined sewer relay and lining	0.00	6.00	1.00	W/M	Foreman
M.J Construction	Payne & Dolan	C523090032	SEW	Combined sewer relay and lining	0.00	7.00	1.00	W/M	Laborer
Underground Pipeline Construction		C523090053	SEW	Sanitary sewer relay and lining	414.50	414.50	1.00	W/M	Pipe Layer
Super Excavators		C523090087	SEW	Combined sewer relay	0.00	394.00	1.00	W/M	Plumber
Super Excavators		C523090087	SEW	Combined sewer relay	155.00	155.00	1.00	B/M	Laborer
Super Excavators	Arrow-Crete	C523090087	SEW	Combined sewer relay	0.00	6.50	1.00	W/F	Cement Finisher
Super Excavators	Benavides Construction	C523090087	SEW	Combined sewer relay	10.50	10.50	1.00	B/M	Laborer
United Sewer and Water		C523090050	SEW	Sanitary sewer relay	92.50	92.50	1.00	H/M	Top Man
M.J Construction		C523090009	SEW	Sanitary sewer relay	50.00	50.00	1.00	B/F	Laborer
M.J Construction	Payne & Dolan	C523090009	SEW	Sanitary sewer relay	0.00	2.50	1.00	W/M	Operating Engineer
M.J Construction	Payne & Dolan	C523090009	SEW	Sanitary sewer relay	0.00	2.25	1.00	W/M	Laborer
M.J Construction	Payne & Dolan	C523090009	SEW	Sanitary sewer relay	0.00	2.25	1.00	W/M	Operating Engineer
Payne & Dolan		C523090002	PAV	Asphalt resurfacing	0.00	6.50	1.00	A/M	Operating Engineer
M.J Construction		C523090081	SEW	Sanitary sewer relay and relining	0.00	94.50	1.00	W/M	Operator
D. F. Tomasini	Arrow-Crete	C641090059	WAT	Water mainrelay	0.00	9.50	1.00	W/F	Cement Finisher
M.J Construction		C641090040	WAT	Water mainrelay	76.00	76.00	1.00	B/F	Laborer
M.J Construction		C641090040	WAT	Water mainrelay	0.00	24.50	1.00	W/M	operator
M.J Construction		C523090096	SEW	Combined sewer main relay	0.00	173.00	1.00	W/M	Operator
United Sewer and Water		C523090049	SEW	Combined sewer relay and lining	155.50	155.50	1.00	H/M	Top Man
United Sewer and Water	Arrow-Crete	C523090049	SEW	Combined sewer relay and lining	0.00	8.00	1.00	W/F	Cement Finisher
American Sewer Service		C523090023	SEW	Combined sanitary sewer relay and lining	0.00	52.50	1.00	W/M	Laborer
American Sewer Service		C523090023	SEW	Combined sanitary sewer relay and lining	0.00	8.50	1.00	W/M	Operating Engineer
American Sewer Service	Payne & Dolan	C523090023	SEW	Combined sanitary sewer relay and lining	0.00	5.50	1.00	W/M	Operating Engineer
C. W. Purpero		C523090016	SEW	Sanitary sewer relay	0.00	22.50	1.00	B/M	Laborer
Reichl Construction		C545090004	B&F	Expansion Joint and Lighting renovations	63.00	63.00	1.00	H/M	Laborer
Reichl Construction	Diaryland Electric	C545090004	B&F	Expansion Joint and Lighting renovations	0.00	9.50	1.00	W/M	Electrician
Reichl Construction	Diaryland Electric	C545090004	B&F	Expansion Joint and Lighting renovations	0.00	15.50	1.00	W/M	Electrician
Reichl Construction	Diaryland Electric	C545090004	B&F	Expansion Joint and Lighting renovations	0.00	128.00	1.00	W/M	Electrician
Reichl Construction	Diaryland Electric	C545090004	B&F	Expansion Joint and Lighting renovations	0.00	10.00	1.00	W/M	Electrician
Reichl Construction	Diva Plumbing	C545090004	B&F	Expansion Joint and Lighting renovations	8.00	8.00	1.00	B/M	Plumber
Reichl Construction	Diva Plumbing	C545090004	B&F	Expansion Joint and Lighting renovations	32.00	32.00	1.00	B/M	Plumber
Reichl Construction	Diva Plumbing	C545090004	B&F	Expansion Joint and Lighting renovations	32.00	32.00	1.00	B/M	Plumber
Reichl Construction	Henry R. Marohl	C545090004	B&F	Expansion Joint and Lighting renovations	0.00	10.50	1.00	W/M	Laborer
Reichl Construction	Henry R. Marohl	C545090004	B&F	Expansion Joint and Lighting renovations	0.00	4.50	1.00	W/M	Laborer
Underground Pipeline Construction		C641090011	WAT	Water maine relay	22.00	22.00	1.00	B/M	Top Man

American Sewer Service		C523090019	SEW	Water and Sewer relay	0.00	32.50	1.00	W/M	Laborer
Stark Asphalt		C523090037	PAV	Construction of ashpalt paving...	2.00	2.00	1.00	B/M	Operator
Stark Asphalt		C523090037	PAV	Construction of ashpalt paving...	0.00	3.00	1.00	W/M	Operator
Stark Asphalt		C523090037	PAV	Construction of ashpalt paving...	0.00	50.00	1.00	W/M	Cement Finisher
American Sewer Service		C523090067	SEW	Combined sewer and water main relays	0.00	67.00	1.00	W/M	Laborer
D. F. Tomasini		C523090098	SEW	2009 stormwater quality treatment devices	88.50	88.50	1.00	B/M	Laborer
D. F. Tomasini		C523090098	SEW	2009 stormwater quality treatment devices	34.00	34.00	1.00	B/M	Laborer
Snorek Construction		C523090056	PAV	Construction of ashpalt paving...	52.25	52.25	1.00	W/M	Laborer
Snorek Construction	Payne & Dolan	C523090056	PAV	Construction of ashpalt paving...	0.00	2.75	1.00	W/M	Operating Engineer
Globe Contractors		C523090048	SEW	Combined sewer relay	280.00	280.00	1.00	B/M	Top Man
Globe Contractors		C523090048	SEW	Combined sewer relay	46.50	46.50	1.00	B/M	Top Man
Globe Contractors		C523090048	SEW	Combined sewer relay	533.50	533.50	1.00	B/M	Top Man
Globe Contractors	Arrow-Crete	C523090048	SEW	Combined sewer relay	0.00	4.00	1.00	W/F	Cement Finisher
M.J Construction		C523090125	SEW	Sanitary sewer relay and lining	0.00	8.50	1.00	W/M	Operator
Grunau Company		C523090092	WAT	Ember lane river access & restoration..	0.00	8.00	1.00	B/M	Iron Worker
Titan Bldg Company	Diaryland Electric	C523090001	PAV	Brewers Point Riverwalk	0.00	42.00	1.00	W/M	Electrician
Wm. Sackerson Constr. Co.	Henry R. Marohl	C545090064	B&F	Salt Dome Project	0.00	69.00	1.00	W/M	Apprentice
Wm. Sackerson Constr. Co.	Henry R. Marohl	C545090064	B&F	Salt Dome Project	0.00	6.00	1.00	W/M	Apprentice
Visu-Sewer	Musson Bros. Inc.	C523090111	SEW	Sanitary Sewer Main and Lateral Lining	91.50	91.50	1.00	H/M	Laborer
Rawson Construction		C523090052	SEW	Pump Rehab/Construction	18.00	18.00	1.00	B/M	Top Man
Underground Pipeline Construction		C641090012	WAT	Water	86.50	86.50	1.00	B/M	Top Man
Underground Pipeline Construction		C641090012	WAT	Water	123.50	123.50	1.00	W/M	Pipe Layer
Underground Pipeline Construction	Payne & Dolan	C641090012	WAT	Water	0.00	4.00	1.00	W/M	Operating Engineer
Underground Pipeline Construction		C641090101	WAT	Water Main Relay	77.75	77.75	1.00	B/M	Top man
Snorek Construction		C523090074	PAV	Concrete Paving	86.75	86.75	1.00	W/M	Unskilled Laborer
Snorek Construction	Payne & Dolan	C523090074	PAV	Concrete Paving	0.00	20.25	1.00	W/M	Appr. PP4 Oper Eng
Stark Asphalt		C523090028	PAV	Roadway Reconstruction	0.00	34.50	1.00	W/M	Operator 4th yr apprentice
Stark Asphalt		C523090028	PAV	Roadway Reconstruction	0.00	14.00	1.00	W/M	Operator 4th yr apprentice
Stark Asphalt		C523090028	PAV	Roadway Reconstruction	0.00	9.50	1.00	H/M	Operator 3rd yr apprentice
Stark Asphalt		C523090028	PAV	Roadway Reconstruction	0.00	17.50	1.00	W/M	Operator 4th yr apprentice
M.J Construction		C523090095	SEW	Sanitary Sewer Relay/Lining	0.00	3.50	1.00	W/M	Oper. Appr.
D.C. Burbach		C523090117	PAV	Street Construction	0.00	26.00	1.00	W/M	Operating Engineer
D.C. Burbach		C523090117	PAV	Street Construction	0.00	26.00	1.00	W/M	Cement Finisher
Arteaga Construction	Schneider & Schneider Mech.	C545090130	B&F	HVAC Renovations	0.00	45.00	1.00	W/M	Steamfitter Apprentice
Arteaga Construction	Schneider & Schneider Mech.	C545090130	B&F	HVAC Renovations	0.00	93.00	1.00	W/M	Steamfitter Apprentice
M.J Construction		C523090005	SEW	Sanitary/Storm Sewer Relay	16.00	16.00	1.00	B/F	Laborer Apprentice
American Sewer Service		C641090061	WAT	Water Main Relay	0.00	40.00	1.00	W/M	Laborer
Snorek Construction	Payne & Dolan	C523090073	PAV	Concrete Paving	0.00	18.25	1.00	W/M	Laborer
Snorek Construction	Payne & Dolan	C523090073	PAV	Concrete Paving	0.00	18.25	1.00	B/M	Operator Engineer
Snorek Construction	Stark Asphalt	C523090100	PAV	Concrete Paving	0.00	12.00	1.00	H/M	Operator 3rd yr apprentice
Snorek Construction	Stark Asphalt	C523090100	PAV	Concrete Paving	0.00	8.75	1.00	W/M	Operator 4th yr apprentice
Edgerton Contractors		C641090128	B&F	Earthwork Services	85.00	85.00	1.00	A/M	Laborer
LaLonde Contractors		C523090034	PAV	Concrete Paving	0.00	9.50	1.00	H/M	Mason
C. W. Purpero		C641090146	WAT	Kilbourn Reservoir Park Slope Remediation	369.50	369.50	1.00	B/M	Laborer
C. W. Purpero		C641090146	WAT	Kilbourn Reservoir Park Slope Remediation	0.00	15.50	1.00	W/M	Operator

Totals	3,102.25	4,978.00	83.00
Percentage of Total Apprentice Hours Worked	62.32%		

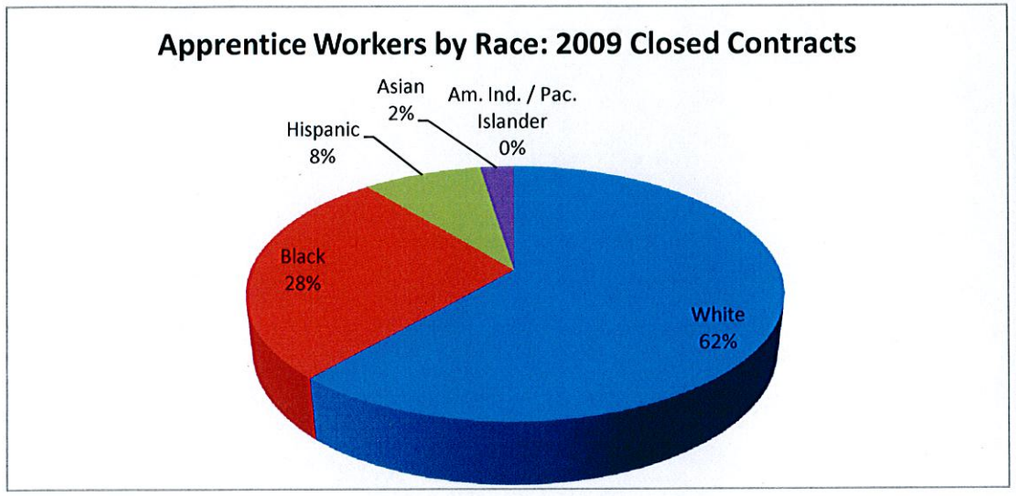

Number of Apprentice Appearances by Race and Gender

	Count	%
White	51	61.4%
Black	23	27.7%
Hispanic	7	8.4%
Asian	2	2.4%
Am. Ind. / Pac. Islander	0	0.0%
Total Appentices	83	100.0%
Men	75	90.4%
Women	8	9.6%
Target Area Appentices	28	33.7%

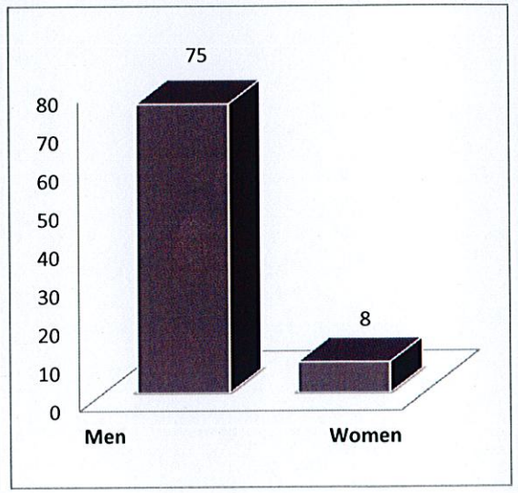

Exhibit G: Job Classification of Resident Workers – 2009

The following jobs were filled by participants of the Residents Preference Program for the 131 contracts that have been closed out as of December 8, 2010.

Job Classification	Number of Contract Jobs
Asbestos Worker	4
Bituminous Lute Man	39
Bottom Man	20
Cement Finisher	20
Cement Mason	20
Concrete Handler (lab)	22
Crane Operator	1
Driver	219
Electrician	2
Fence Erector	6
Finisher	26
Foreman	13
Formsetter	24
HVAC Journeyman	2
Iron Worker	1
Laborer	566
Landscaper	38
Mason	26
Operator Engineer	51
Operator	32
Owner/Operator	119
Painter	1
Pipelayer	17
Plumber	2
Raker	17
Sheetmetal	5
Steamfitter	4
Topman	76
Traffic Control/Flagger	7

29 Job Classifications

Total Contract Jobs:	**1380**

NOTICES SENT TO FOR FILE : 101114

NAME	ADDRESS	DATE NOTICE SENT		
Ossie Kendrix	EBE	1/27/11		
Rhonda Kelsey	DOA	x		
Ghassan Korban	DPW	x		
Jeff Mantes	DPW	x		

City of Milwaukee

200 E. Wells Street
Milwaukee, Wisconsin 53202

Legislation Details (With Text)

File #:	101176 **Version:** 1		
Type:	Resolution	**Status:**	In Committee
File created:	1/19/2011	**In control:**	COMMUNITY & ECONOMIC DEVELOPMENT COMMITTEE
On agenda:		**Final action:**	
Effective date:			
Title:	Substitute resolution authorizing the transfer of the 2011 Community Development Block Grant funding, Emergency Shelter Grant funding, and Homelessness Prevention and Rapid Re-Housing Program funding for Shelter activities from the Social Development Commission to Community Advocates, Inc.		
Sponsors:	THE CHAIR		
Indexes:	COMMUNITY BLOCK GRANT ADMINISTRATION, COMMUNITY DEVELOPMENT BLOCK GRANT		
Attachments:	Cover Letter, January 7, 2010 & Jan 11, 2011 Letters from Social Development Commission, Hearing Notice List		

Date	Ver.	Action By	Action	Result	Tally
1/19/2011	0	COMMON COUNCIL	ASSIGNED TO		
1/21/2011	1	CITY CLERK	DRAFT SUBMITTED		
1/27/2011	1	COMMUNITY & ECONOMIC DEVELOPMENT COMMITTEE	HEARING NOTICES SENT		
1/27/2011	1	COMMUNITY & ECONOMIC DEVELOPMENT COMMITTEE	HEARING NOTICES SENT		

Number
101176
Version
SUBSTITUTE 1
Reference
Sponsor
THE CHAIR
Title
Substitute resolution authorizing the transfer of the 2011 Community Development Block Grant funding, Emergency Shelter Grant funding, and Homelessness Prevention and Rapid Re-Housing Program funding for Shelter activities from the Social Development Commission to Community Advocates, Inc.
Analysis
Body
Whereas, The Social Development Commission has notified the Community Development Grants Administration (CDGA) in the attached letters of their plan to transfer their Community Development Block Grant (CDBG) funding, Emergency Shelter Grant funding (ESG), and Homelessness Prevention and Rapid Re-Housing Program (HPRP) funding and shelter activity to Community Advocates, Inc.; and

Whereas, The amount of funding to be transferred to Community Advocates, Inc. will be as follows: CDBG $90,216, ESG $105,885, HPRP-Admin $$2,814, HPRP-Data Collection $666, and HPRP-

Housing Relocation and Stabilization Services-Families $112,467. The transfers of funds are effective January 1, 2011; now therefore, be it

Resolved, That the Common Council of the City of Milwaukee hereby approves the transfer of funding and shelter activity as stated above from the Social Development Commission to Community Advocates, Inc.; and, be it

Further Resolved, That Community Advocates Inc. shall submit budget and activity reports in amounts and according to any conditions approved by the Common Council and in accordance with File Number 74-92-5v, to the Community Development Grants Administration and the City Comptroller for review and approval; and, be it

Further Resolved, That payments for CDBG, ESG and HPRP costs incurred shall be paid in accordance with approved CDBG, ESG and HPRP reimbursement policy based on the approval by the Community Development Grants Administration and the City Comptroller; and, be it

Further Resolved, That except as modified by this resolution, the guidelines for handling the Community Development Block Grant Program set forth in Common Council File Number 74-92-5v are fully applicable to the Community Development Entitlement Funding Program.

Requestor
Drafter
CDGA-SDC-2011
01/20/11

TO: The Honorable, Common Council
City of Milwaukee

FROM: Steven L. Mahan
Block Grant Director

DATE: January 11, 2011

RE: Title Only Resolution for Introduction

Attached is a Title Only resolution that seeks the approval from the Common Council.

If you have any questions please call Darlene Hayes at extension 3844.

Attachments

TITLE ONLY 01-31-11-A.DOC

Executive Office

4041 N. Richards Street | Milwaukee, Wisconsin 53212
(414) 906-2700 | Fax (414) 906-2719 | cr-sdc.org

January 7, 2010

Steven L. Mahan
Block Grant Director
City of Milwaukee
Community Development Grants Administration
200 E. Wells Street, Room # 606
Milwaukee, WI 53202

Re: Family Support Center Program Transfer

Dear Steve:

This is to confirm that the Community Relations-Social Development Commission (CR-SDC) has transitioned its Family Support Center to Community Advocates as of January 1, 2011. As a result, we are requesting that our agency's 2011 CDGA grant allocations for the Family Support Center be transferred to Community Advocates for continuation of the emergency shelter operations at 3025 W. Mitchell Street. The grants include the CDBG allocation for $90,216 and the ESG allocation for $105,885.

Our agency recognizes the importance of this resource for vulnerable families in our community, and we are confident of Community Advocates' capacity and dedication to serving this target population in a residential setting.

The Social Development Commission has appreciated the City's continuous funding of our family shelter for over the past twenty years. In addition, we have appreciated your support and Ms. Birdie Boyd's assistance to our administrative and program staff.

Sincerely,

Janet K Steulund for Deborah Blanks

Deborah Blanks, CEO

Executive Office

4041 N. Richards Street | Milwaukee, Wisconsin 53212
(414) 906-2700 | Fax (414) 906-2719 | cr-sdc.org

January 11, 2011

Steven L. Mahan
Block Grant Director
City of Milwaukee
Community Development Grants Administration
200 E. Wells Street, Room # 606
Milwaukee, WI 53202

Re: Family Support Center Program Transfer--Homelessness Prevention and Rapid Re-housing Program Grant

Dear Steve:

This is to confirm that the Community Relations-Social Development Commission (CR-SDC) has transitioned its Family Support Center to Community Advocates as of January 1, 2011. As a result, we are requesting that our agency's three-year Homelessness Prevention and Rapid Re-housing Grant be transferred to Community Advocates for their continuation of these services beginning January 1, 2011.

Our agency recognizes the importance of this resource for vulnerable families in our community, and we are confident of Community Advocates' capacity and dedication to serving this target population in a residential setting.

The Social Development Commission has appreciated the City's continuous funding of our family shelter for over the past twenty years. In addition, we have appreciated your support and Ms. Birdie Boyd's assistance to our administrative and program staff.

Sincerely,

Deborah Blanks, CEO - for Deborah Blanks

NOTICES SENT TO FOR FILE : 101176

NAME	ADDRESS	DATE NOTICE SENT		
Steve Mahan	CDGA	1/27/11		
Darlene Hayes	CDGA	x		
All Council Members	CC	x		

City of Milwaukee

200 E. Wells Street
Milwaukee, Wisconsin 53202

Legislation Details (With Text)

File #:	101175 **Version:** 1		
Type:	Resolution	**Status:**	In Committee
File created:	1/19/2011	**In control:**	COMMUNITY & ECONOMIC DEVELOPMENT COMMITTEE
On agenda:		**Final action:**	
Effective date:			
Title:	Substitute resolution authorizing the submittal, acceptance and funding of the Neighborhood Stabilization Program 3 under the Dodd-Frank Act from the U. S. Department of Housing and Urban Development through the Community Development Grants Administration (CDGA).		
Sponsors:	THE CHAIR		
Indexes:	COMMUNITY BLOCK GRANT ADMINISTRATION, COMMUNITY DEVELOPMENT BLOCK GRANT		
Attachments:	Cover Letter, NSP3-Substantial Amendment to the 2010-2014 Consolidated Plan & 2010 Annual Action Plan, Attachment A, Hearing Notice List		

Date	Ver.	Action By	Action	Result	Tally
1/19/2011	0	COMMON COUNCIL	ASSIGNED TO		
1/21/2011	1	CITY CLERK	DRAFT SUBMITTED		
1/27/2011	1	COMMUNITY & ECONOMIC DEVELOPMENT COMMITTEE	HEARING NOTICES SENT		

Number
101175
Version
SUBSTITUTE 1
Reference
Sponsor
THE CHAIR
Title
Substitute resolution authorizing the submittal, acceptance and funding of the Neighborhood Stabilization Program 3 under the Dodd-Frank Act from the U. S. Department of Housing and Urban Development through the Community Development Grants Administration (CDGA).
Body
Whereas, In 2010, Congress appropriated a third round of neighborhood stabilization funds in the Dodd-Frank Act (NSP3); and

Whereas, The City of Milwaukee has been allocated $2,687,949 from the United States Department of Housing and Urban Development (HUD) through the Neighborhood Stabilization Program 3 (NSP3); and

Whereas, The proposed Neighborhood Stabilization Program 3 plan amendment will be posted by the usual method for no less that 15 calendar days for public comment; and

Whereas, The City of Milwaukee is required to expend 25 percent of its grant amount for activities that will provide housing for households whose income is at or under 50 percent of area median income; and

Whereas, The City of Milwaukee must expend at least 50 percent of allocated funds within 2 years of the date funds become available and 100 percent within 3 years of such date; now therefore, be it

Resolved, By the Common Council of the City of Milwaukee, that the Community Development Grants Administration (CDGA) is hereby authorized to submit to the United States Department of Housing and Urban Development the final version of the Neighborhood Stabilization Program 3 Plan substantial amendment to the Consolidated Plan and the Annual Action Plan as well as any other related documentation required by the U. S. Department of Housing and Urban Development. Funding awards will be allocated as shown in Attachment A. The NSP3 Plan is due to the U. S. Department of Housing and Urban Development by March 1, 2011; and, be it

Further Resolved, That the Mayor of the City of Milwaukee is designated as the authorized representative of the City of Milwaukee in connection with all matters relating to the City's Neighborhood Stabilization Program 3 (NSP3); and, be it

Further Resolved, That the City of Milwaukee assures and certifies that it will comply with the regulations, policies guidelines and requirements with respect to the acceptance and use of the Neighborhood Stabilization Program 3; and, be it

Further Resolved, That application to HUD is authorized and the Community Development Grants Administration shall accept this grant without further approval unless the terms of the grant changes as indicated in Section 304-81 of the Milwaukee
Code of Ordinances.

Further Resolved, That the City Comptroller is authorized to:

1. Commit Funds within the Project/Grant Parent of the 2011 Special Revenue Grant and Aid Projects Fund, the following amounts for the program/projects titled Neighborhood Stabilization Program 3 (NSP3):

Project/Grant	Fund	Org	Program	BY	SubClass	Acct
GR00011000000150	9990	0001	0000	R999000600		

Project	Amount
Grantor Share	$2,687,949

2. Create the necessary Grant and Aid Project/Grant and Project/Grant levels; budget against these Project/Grant values the amounts required under the grant agreement;

Further Resolved, That these funds are budgeted for the Community Development Grants Administration, which is authorized to:

1. Expend from the amount budgeted for specified purposes as indicated in the grant budget and incur costs consistent with the award date;

2. Expend from the grant budget funds for training and out-of-town travel by departmental staff.

3. Enter into subcontracts and leases as detailed in the grant budget.

; and, be it

Further Resolved, That all departments/agencies are required to submit budget and activity reports in amounts and according to any conditions approved by the Common Council and the Mayor in conformance with File Number 74-92-5v to the Community Development Grants Administration and the City Comptroller for their review and approval; and, be it

Further Resolved, That the Position Ordinance be amended to extend position authority for each City department/agency with 100% Grant and Aid funded positions as identified in the current Position Ordinance; and, be it

Further Resolved, That payments for NSP3 costs incurred shall be paid in accordance with approved NSP3 reimbursement policy based on the approval by the Community Development Grants Administration and City Comptroller of a Budget Forecast (CDA-51); and, be it

Further Resolved, That the Block Grant Director of the Community Development Grants Administration is hereby authorized on behalf of the City and the Community Development Grants Administration, to execute, deliver, publish, file and record such documents, instruments, notices and records and to take such other actions as shall be necessary or desirable to implement the Neighborhood Stabilization Program 3 in accordance with the approved Neighborhood Stabilization Program 3 Plan as to whether funds will be awarded in the form of grant or loans, and determination of payback provisions, interest rates, amortization schedules, collateral security requirements (if any), forgiveness of debt, and release of collateral.
Requestor
Drafter
Foreclosure-NSP(3)
01/20/11

TO: The Honorable, Common Council
City of Milwaukee

FROM: Steven L. Mahan
Block Grant Director

DATE: ***January 11, 2011***

RE: Title Only Resolution for Introduction

Attached is a Title Only resolution regarding the NSP3 award that seeks the approval from the Common Council. This meeting should be noticed as a Public Hearing Meeting.

If you have any questions please call Darlene Hayes at extension 3844.

Attachments

TITLE ONLY 01-31-11.DOC

CITY OF MILWAUKEE, WISCONSIN

NEIGHBORHOOD STABILIZATION PROGRAM – 3

SUBSTANTIAL AMENDMENT TO THE 2010-2014 CONSOLIDATED PLAN & 2010 ANNUAL ACTION PLAN

PUBLIC COMMENT PERIOD:

JANUARY 24 - FEBRUARY 7, 2011

COMMUNITY DEVELOPMENT GRANTS ADMINISTRATION
CITY HALL- 200 E. WELLS STREET-ROOM 606
MILWAUKEE, WISCONSIN
STEVEN L. MAHAN, DIRECTOR

1. NSP3 Grantee Information

NSP3 Program Administrator Contact Information	
Name (Last, First)	Mahan, Steven
Email Address	smahan@milwaukee.gov
Phone Number	414-286-3842
Mailing Address	200 East Wells Street, Milwaukee, WI 53202

2. Areas of Greatest Need

Map Submission

Maps of the NSP3 target neighborhoods developed using the HUD NSP3 Mapping Tool are attached as Exhibit A.

Data Sources Used to Determine Areas of Greatest Need

Describe the data sources used to determine the areas of greatest need.

Response:

The City of Milwaukee has drawn on a number of data sources to determine the areas of greatest need for NSP funds. HUD has defined these areas as those which have the highest percentage of home foreclosures, the highest percentage of homes financed by a subprime mortgage loan, or those areas likely to experience an increase in the rate of home foreclosures.

The City has analyzed the foreclosure risk scores released by HUD in conjunction with the NSP2 and NSP3 programs in designing its NSP programming. These scores, on a scale of 1-20, are assigned to every census tract in the country and are meant to estimate the level of need and risk within each census tract related to foreclosure and abandonment. For grantees within the State of Wisconsin, neighborhoods must have a HUD foreclosure need score of greater than 11 to qualify for NSP3 funds.

In addition, the City has developed a comprehensive "real-time" foreclosure tracking system which draws information from the County Register of Deeds Office (on pending foreclosure filings and releases), the local Multiple Listing Service (on foreclosed properties currently for sale) and the City Assessor's Office (on property sales data, including Sheriff's Sales and REO sales). This database is updated continuously and allows the City to track individual foreclosure filings and sales data at the City-wide, neighborhood, census tract, and block levels. This database allows the City to track market sales trends, as well as identify areas where increasing numbers of foreclosed and abandoned properties are likely to occur.

The City has also analyzed its NSP1 activity to determine which areas demonstrated both a need and a demand for housing created under the NSP program.

Determination of Areas of Greatest Need and Applicable Tiers

Describe how the areas of greatest need were established and whether a tiered approach is being utilized to determine the distribution of funding.

Response:

The City of Milwaukee is proposing to use its NSP3 allocation in those portions of the Layton Boulevard West and Sherman Park neighborhoods which are outside of the current NSP2 program area. These neighborhoods were selected because of their demonstrated need and the potential to coordinate NSP activities with complementary neighborhood revitalization efforts ongoing in these areas to maximize the impact of NSP funds.

For the purposes of NSP3, HUD has released new "foreclosure need scores" which were assigned to each census tract in the county in an attempt to measure the level of foreclosure, abandonment, and vacancy within each neighborhood. These scores are between 1 and 20, with 20 representing the highest level of need. In Wisconsin, a census tracts must score 11 or higher to be eligible to receive NSP3 funds. The average need score for the Layton Boulevard West Neighborhood NSP3 target area is 14.25 and the average need score for the Sherman Park NSP3 target area is 15.5, establishing these neighborhoods among those areas of the City which demonstrate the greatest need for NSP3 funds outside of the current NSP2 program area. Those neighborhoods with higher risk scores which are within the NSP2 program area will continue to be served through the NSP2 program.

Both of the target NSP3 neighborhoods are home to ongoing neighborhood revitalization activities being carried out by neighborhood partners. These efforts will complement NSP3 activities by addressing quality of life issues which are beyond the "bricks and mortar" scope of NSP. As the City implemented its NSP1 program, these neighborhoods demonstrated a strong demand for housing created through the NSP program which was due in large part to the work of neighborhood partners to link buyers to available homes and neighborhood resources. There are also development partners in these neighborhoods who stand ready to implement the NSP3 program.

City of Milwaukee Neighborhood Stabilization Program (NSP3)
NSP3 Program Area

Neighborhood	Census Tracts	Average HUD NSP3 Risk Score	HUD NSP3 Impact Target*	Foreclosed Properties**	Open Foreclosure Filings**	Average Assessed Value (1 and 2-family homes)	Average Sale Price of Foreclosed Homes
Sherman Park	50, 59, 92, 93	15.5	31	68	176	$116,304	$42,900
Layton Boulevard West	161, 162, 170, 171	14.3	22	37	166	$97,813	$35,705

** In conjunction with NSP3, HUD released "Impact" targets for individual census tracts. These targets were based on HUD's estimated number of foreclosures in each tract and represent HUD's estimate of how many units grantees must address through NSP3 to have a meaningful impact on the neighborhood real estate market. These estimates were provided to assist grantees in NSP3 program design.*

***These figures are from the City's foreclosure tracking database, which tracks properties which are going through the foreclosure process ("open filings") and which are bank owned foreclosures. Figures reflect City records as of 12/21/2010.*

The **Layton Boulevard West** neighborhood was recently selected to participate in the ten year, $50 million Zilber Neighborhood Initiative, which provides funding to design and implement a

comprehensive neighborhood quality of life plan. This work will be carried out by Layton Boulevard West Neighborhoods Inc., (LBWN) and will build on the ongoing work of that group and area residents to promote homeownership in the neighborhood and preserve property values. LBWN has been active in supporting the City's NSP efforts by working to connect residents to foreclosed homes and market opportunities within the neighborhood. LBWN has also established a limited liability company, Sustainable Development LLC, to act as a developer and acquire, rehabilitate, and resell foreclosed homes to owner-occupants through its "Turnkey Renovation Program."

The **Sherman Park** neighborhood is a neighborhood with historically high rates of owner occupancy which has been significantly impacted by the foreclosure crisis. The City and its partners have worked to target NSP resources to Sherman Park in order to preserve opportunities for owner occupancy and to protect neighborhood property values. Despite troubling market conditions, demand for housing remains high in Sherman Park as evidenced by the City's NSP1 activities in the neighborhood. Sherman Park Community Association, an established community partner, has a forty-year history of working to improve the neighborhood and the quality of life for its residents. They have been an active partner in working with the City to address the impacts of foreclosures in their neighborhood. More recently, Common Ground, a coalition of area religious groups and non-profits who are tackling the foreclosure issue locally has selected a portion of Sherman Park as the location for a pilot project to undertake a comprehensive neighborhood revitalization strategy.

The City's NSP3 activities have been designed to provide a "toolkit" of activities to address the specific neighborhood impacts of the foreclosure crisis on these two neighborhoods. Proposed activities will increase owner occupancy, return vacant and abandoned homes to productive use for both homeownership and as quality affordable rental housing, intervene in the marketplace by acquiring key foreclosed and abandoned properties that would otherwise be purchased by speculators who are not prepared to appropriately invest in them, and eliminate severe blighting conditions through selective demolition. Taken as a whole, the concentration of NSP3 resources in these target neighborhoods combined with the ongoing complementary neighborhood revitalization efforts will have a noticeable impact on neighborhood housing quality and property values.

3. Definitions and Descriptions

Definitions

Term	Definition
Blighted Structure	**Section 66.1333(2m)(bm)** of Wisconsin State Statutes provides that "blighted property" means any property within a city, whether residential or nonresidential, which by reason of dilapidation, deterioration, age or obsolescence, inadequate provisions for ventilation, light, air or sanitation, high density of population and overcrowding, or the existence of conditions which endanger life or property by fire and other causes, or any combination of such factors, is conducive to ill health, transmission of disease, infant mortality, juvenile delinquency or crime, and is detrimental to the public health, safety, morals or welfare, or any property which by reason of faulty lot layout in relation to size, adequacy, accessibility or usefulness, insanitary or unsafe conditions, deterioration of site or other improvements, diversity of ownership, tax or special assessment delinquency exceeding the

	fair market value of the land, defective or unusual conditions of title, or the existence of conditions which endanger life or property by fire and other causes, or any combination of such factors, substantially impairs or arrests the sound growth of a city, retards the provisions of housing accommodations or constitutes an economic or social liability and is a menace to the public health, safety, morals or welfare in its present condition and use, or any property which is predominantly open and which because of obsolete platting, diversity of ownership, deterioration of structures or of site improvements, or otherwise, substantially impairs or arrests the sound growth of the community.
Affordable Rents	Affordable rents in the NSP3 program will be consistent with limits prescribed by HUD in conjunction with the HOME program. The following table displays 2010 HOME rent limits for the City of Milwaukee. The lower 50% AMI rent limit will be used in determining whether a unit can be counted towards the NSP3 requirement that at least 25% of grant funds be used to provide housing for individuals whose incomes do not exceed 50% of AMI. Affordable rent limits will be updated each year of the NSP3 implementation period to reflect any changes in HOME rent limits.

NSP3 Affordable Rent Limits					
Unit Size	**1BR**	**2 BR**	**3BR**	**4 BR**	**5BR**
50% AMI Rent Limit	$561	$654	$768	$854	$940
High Home Rent Limit	$600	$722	$925	$937	$1,083

Limits assume tenant responsibility for all utilities other than sewer/water. Adjustments will be made using Housing Authority of the City of Milwaukee Utility Allowances when appropriate.

Descriptions

Term	Definition
Long-Term Affordability	The City is committed to long term affordability for its NSP funded projects. The City's existing affordable housing programs (both federally funded, as well as City funded) contain affordability restrictions. At a minimum, the affordability requirements for each NSP3 assisted project will be consistent with HOME requirements: **Homebuyer Assistance Program:** NSP3 Assistance Amount — Period of Affordability <$15,000 — 5 years $15,000-$40,000 — 10 years $40,000+ — 15 years **Rental Programs:**

	NSP3 Subsidy/Assistance Amount — Period of Affordability <$15,000/unit — 5 years $15,000-$40,000/unit — 10 years $40,000+/unit — 15 years New construction — 20 years For both rental and homeownership programs utilizing NSP3 funds, the City of Milwaukee will utilize mortgages and/or restrictive covenants to ensure continued affordability of NSP 3 assisted housing. For properties assisted under the City's acquisition/rehabilitation program, resale requirements (as opposed to recapture) will be utilized in cases where the buyer receives no direct assistance. These resale requirements will be consistent with requirements utilized in the City's HOME program. Homeowners and renters (both initial and subsequent covered purchasers and tenants) will have their incomes certified consistent with regulations for the NSP3 program.
Housing Rehabilitation Standards	The following summary describes the housing rehabilitation standards which will apply to properties rehabilitated with NSP3 funds: Scope of Work: A qualified professional will thoroughly inspect the property and develop a cost-estimated scope of work. The scope of work will list the minimum requirements to bring the property into program and code compliance. Technical Specifications: Rehab work on NSP3 assisted properties will follow the City's "Technical Specifications and Performance Standards" manual ("Manual.") The Manual is currently used for the City's Federally-funded HOME programs. It combines the City's rehabilitation standard with programmatic policies, federal regulations, and State / local building codes. It is the overall guide to labor and material performance standards for Federally-assisted rehabs. The manual can be accessed via the City's website: http://city.milwaukee.gov/TableofContents16404.htm Lead Safety: All applicable laws and regulations relating to lead-based paint (federal, state, and local) will be complied with in the rehabilitation of NSP3 assisted properties. Lead abatement work will be done by State of Wisconsin-certified lead abatement contractors with properly-trained supervisors and crews. All work will be performed in a lead-safe manner and where applicable, completed work will have appropriate lead dust wipe clearance by the Milwaukee Health Department (MHD.) Accessibility: Milwaukee's NSP3 housing construction programs will conform to the requirements of 24 CFR part 8. "Green" Improvements: For one and two family new construction and gut rehab projects under NSP3, the City of Milwaukee will exceed the national standards for Energy Star-new construction. While gut rehabs of mid- or

	high-rise multifamily housing is not anticipated, if such work is undertaken, it will meet the standards set forth by ASHRAE Standard 90.1-2004, Appendix G plus 20 percent. For moderate rehabilitation, there will be a strong emphasis on energy efficiency upgrades, such as high efficiency furnaces and boilers, energy-efficient windows, air-sealing, insulation, and efficient lighting. Landscaping that beautifies the property will be encouraged for NSP 3 assisted properties. An added benefit is that trees and other permanent landscaping capture carbon dioxide, a major component of greenhouse gases. Whenever financially feasible, scopes of work will include environmentally-friendly improvements that conserve energy, manage storm water runoff, and minimize use of non-renewable resources. Occupancy Permits and Final Inspections: In the City of Milwaukee, a building vacant for more than one year requires a renewed Certificate of Occupancy. Such buildings require clearance from MHD and the Department of Neighborhood Services (DNS.) It is assumed that many NSP3-assisted properties will need new Certificates of Occupancy. Additionally, before a NSP3-assisted property is occupied, a qualified rehabilitation specialist or other housing professional will inspect the rehab work to insure the scope of work is completed in a professional manner, that permits were issued, that there is a valid Occupancy Permit, and that all required MHD and Department of Neighborhood Services (DNS) sign-offs are on-file.

4. Low-Income Targeting

Low-Income Set-Aside Amount

Enter the low-income set-aside percentage in the first field. The field for total funds set aside will populate based on the percentage entered in the first field and the total NSP3 grant.

Identify the estimated amount of funds appropriated or otherwise made available under the NSP3 to be used to provide housing for individuals or families whose incomes do not exceed 50 percent of area median income.
Response: Total low-income set-aside **percentage** (must be no less than 25 percent): 25.00% Total funds set aside for low-income individuals = $672,000.

Meeting Low-Income Target

Provide a summary that describes the manner in which the low-income targeting goals will be met.
Response: The City of Milwaukee will work with responsible investors and landlords to utilize NSP funds to create rental housing units for households with incomes at or below 50% of area median income. As it has in

the NSP1 and NSP2 program, the City will utilize NSP funds to assist responsible investors with the rehabilitation of scattered site vacant and foreclosed properties as well as provide gap financing for NSP eligible "large projects," which can include either rehabilitation of existing structures or the construction of high quality affordable housing on land which is vacant as a result of demolition of foreclosed, blighted, vacant, or abandoned property. It is expected that NSP3 funds will be used to create up to 22 units of housing for households at or below 50% of area median income.

5. Acquisition and Relocation

Demolition or Conversion of LMI Units

Does the grantee intend to demolish or convert any low- and moderate-income dwelling units (i.e., ≤ 80% of area median income)?	It is expected that all properties demolished using NSP3 funds will have been vacant for some time. Based on the location and condition of these properties, the majority may have been affordable to low and moderate income households prior to vacancy/foreclosure.

If yes, fill in the table below.

Question	Number of Units
The number of low- and moderate-income dwelling units—i.e., ≤ 80% of area median income—reasonably expected to be demolished or converted as a direct result of NSP-assisted activities.	16
The number of NSP affordable housing units made available to low- , moderate-, and middle-income households—i.e., ≤ 120% of area median income—reasonably expected to be produced by activity and income level as provided for in DRGR, by each NSP activity providing such housing (including a proposed time schedule for commencement and completion).	47 (commencing upon grant receipt and concluding within 36 months)
The number of dwelling units reasonably expected to be made available for households whose income does not exceed 50 percent of area median income.	22 (commencing upon grant receipt and concluding within 36 months)

6. Public Comment

Citizen Participation Plan

Briefly describe how the grantee followed its citizen participation plan regarding this proposed substantial amendment or abbreviated plan.
Response: The City of Milwaukee solicited public input on the proposed plan both City-wide and from the NSP3 target neighborhoods. In response to the foreclosure crisis, the City has established a public-private partnership, the Milwaukee Foreclosure Partnership Initiative (MFPI), which is led by a 22-person steering committee including area lenders, housing counselors, real estate agents, community groups, and government officials. The MFPI created the comprehensive plan for the City's response to the foreclosure crisis. The Common Council also established a Special Joint Subcommittee on the

Redevelopment of Abandoned and Foreclosed Homes to oversee the City's use of NSP funds and related efforts. The proposed plan aligns with the principals articulated by the MFPI and the guidance of the Special Joint Subcommittee, which both took into account significant public input.

On January 24, 2011, the Substantial Amendment was posted on the City of Milwaukee website at: http://city.milwaukee.gov/CommunityDevelopment310.htm. Hard copies were also made available at the offices of the City of Milwaukee Community Development Grants Administration. The official public comment period is January 24 – February 7, 2011 with written, emailed or faxed comments accepted during this period. Notification of the Substantial Amendment and comment period were also published in the Milwaukee Journal Sentinel, El Conquistador, and the Milwaukee Community Journal.

Additionally, notification was provided to community based organizations active in the neighborhoods included in the NSP3 target area for dissemination directly to area residents.

A copy of the public notice is attached as Exhibit B.

Summary of Public Comments Received.

The summary of public comments will be inserted after the public comment period has concluded.

7. NSP Information by Activity

Summary:

The City's NSP3 award is $2,687,949. The proposed NSP3 activities are designed to preserve and promote homeownership in the target neighborhoods, as well as comply with HUD requirements that grantees promote rental housing options and utilize at least 25% of grant funds to create housing opportunities for households at or below 50% of area median income.

The primary use of NSP3 funds will be to carry out the acquisition and rehabilitation of foreclosed and abandoned homes for resale to owner occupants. This will preserve owner occupancy in the target neighborhoods and ensure that distressed properties are rehabilitated to a high standard. NSP3 funds will also be used to continue the City's NSP Homebuyer Assistance Program in these neighborhoods which will assist homeowners in purchasing and rehabilitating foreclosed homes which they purchase directly out of foreclosure. A portion of NSP3 funds will also be used to facilitate high-quality rental development to provide for a diversity of housing options and ensure that the City meets the low income set-aside requirements of the NSP3 program. NSP3 funds will also be used to demolish blighted properties which pose a barrier to neighborhood stabilization efforts, and for which rehabilitation is not feasible. The City hopes to impact at least 63 units of housing utilizing NSP3 funds, which is greater than the number which HUD's NSP3 impact score projects as being required to make a noticeable impact on the neighborhood housing market.

NSP3 Program Local Hiring:

NSP3 includes a requirement that grantees work to provide employment opportunities for residents of the program area. As it has in both the NSP1 and NSP2 programs, the City of Milwaukee will work to ensure that the NSP3 program maximizes contracting and employment opportunities for residents who reside in the vicinity of NSP target neighborhoods. City staff working on the NSP program endeavor to connect interested Emerging Business Enterprises (EBE) and minority contractors with opportunities to

work on NSP funded projects. In the City's NSP1 program, 40% of Homebuyer Assistance and Rental Rehabilitation projects (those where City staff assist homebuyers in selecting contractors to work on foreclosed properties they have purchased) were carried out by EBE or minority contractors. For projects where the City (through the Neighborhood Improvement Development Corporation) acted as developer and procured contractors, the rate was 60%. Additional NSP projects were carried out by developers operating Adult Build training programs.

The City is also requiring and tracking Section 3 participation on NSP projects subject to Section 3 requirements to ensure that it complies with HUD guidance on utilizing NSP funds to provide employment opportunities for low-income residents.

These efforts will continue during NSP3. The City will continue to utilize EBE and Section 3 targets on all NSP3 projects and work to connect local contractors to these opportunities. These efforts will include the continued use of the on-line "bid-desk" to communicate with contractors when eligible projects are out to bid and continued efforts by NSP rehab specialists to ensure that local contractors participate in NSP3 projects.

Activities:

Activity Number 1	
Activity Name	Homebuyer Assistance Program
Uses	Select all that apply: ☐ Eligible Use A: Financing Mechanisms X Eligible Use B: Acquisition and Rehabilitation ☐ Eligible Use C: Land Banking ☐ Eligible Use D: Demolition ☐ Eligible Use E: Redevelopment
CDBG Activity or Activities	24 CFR 570.201(a), (b),(n) 24 CFR 570.202
National Objective	Low, moderate, middle income housing (LMMH)
Activity Description	Increasing homeownership is an important goal of the NSP3 program. The activity will provide zero-interest soft second mortgage financing (up to $30,000 per property) to assist with the acquisition and rehabilitation costs to owner occupant purchasers of foreclosed homes. Families with incomes less than 120% of AMI will be eligible for the program and the amount of assistance will vary based on income. The financing is intended to serve as an incentive to encourage the purchase of foreclosed homes for owner occupancy, as well as eliminate the need for private mortgage insurance, increasing access to mortgage financing for potential purchasers. A minimum of 8 hours of homebuying counseling by a HUD approved counseling agency will be a condition of participation in the program. In both NSP3 target neighborhoods, there is a supply of foreclosed homes which need modest rehab and are attractive for owner occupancy. This program will assist owner occupants in purchasing these properties and the technical assistance provided as part of the program will ensure that properties are rehabilitated to a high standard.

	Assistance will be in the form of a soft-second mortgage (no interest), which will ensure that properties comply with NSP long term affordability requirements.	
Location Description	NSP3 Target Neighborhoods	
Budget	**Source of Funding**	**Dollar Amount**
	NSP3	$400,000
	Buyer First Mortgages	It is expected that this program will leverage over $800,000 in the form of buyer's first mortgages.
Total Budget for Activity		**$400,000**
Performance Measures	It is expected that 16 units of foreclosed housing will be purchased and rehabilitated under this activity and resold to low, moderate and middle income owner occupant buyers.	
Projected Start Date	Third Quarter 2011	
Projected End Date	Second Quarter 2014	
Responsible Organization	**Name**	City of Milwaukee – Community Development Grants Administration
	Location	200 East Wells Street Milwaukee, WI 53202
	Administrator Contact Info	Steven Mahan 414-286-3842 smahan@milwaukee.gov

Activity Number 2	
Activity Name	Acquisition/Rehabilitation Program
Use	Select all that apply: ☐ Eligible Use A: Financing Mechanisms X Eligible Use B: Acquisition and Rehabilitation ☐ Eligible Use C: Land Banking ☐ Eligible Use D: Demolition ☐ Eligible Use E: Redevelopment
CDBG Activity or Activities	24 CFR 570.201(a), (b),(n) 24 CFR 570.202
National Objective	Low, moderate, middle income housing (LMMH)
Activity Description	The program will help increase homeownership in neighborhoods impacted by foreclosures. The Acquisition/Rehab Program will involve the purchase and rehabilitation of vacant foreclosed properties by private and/or non-profit developers or by a City of Milwaukee-affiliated entity. When the work is done, the property will be offered for sale to eligible owner occupant families with incomes at or below 120% of area median income who have completed eight hours of homebuyer counseling. NSP funds will be used to provide (no interest) financing for these projects and a portion of the funds will be "left in" the projects as development subsidy to bring the ultimate purchase price down to the current market

	value of the property. For properties assisted under the City's acquisition/rehabilitation program, resale requirements (as opposed to recapture) will be utilized in cases where the buyer receives no direct assistance. These resale requirements will be consistent with requirements utilized in the City's HOME program. This program will target homes in the NSP3 target neighborhoods which are in need of substantial rehabilitation, which may exceed the capacity of a homeowner to tackle on their own. These properties are generally priced significantly below assessed values and, if not addressed through the NSP program, are targets for speculative purchasers active in these areas who are not prepared to invest in needed rehabilitation. In NSP1 and NSP2, the City has utilized this program to target homes which are having significant impacts on the surrounding area as a way to remove negative influences and protect neighborhood housing values. It is expected that at least nine units of foreclosed housing will be purchased and rehabilitated under this activity initially. Program income generated by the sale of properties will allow the City and its partners to carry out additional acquisition and rehabilitation projects in the NSP3 target neighborhoods.	
Location Description	NSP3 Target Neighborhoods	
Budget	**Source of Funding**	**Dollar Amount**
	NSP3	$1,078,361
	Developer Equity	In the City's NSP1 and NSP2 activity, private developers have contributed an average of $20,000-$40,000 of equity for acquisition/rehab projects. If credit conditions allow, the City will continue to leverage developer contributions for these projects.
Total Budget for Activity		$1,078,361
Performance Measures	It is expected that at least 9 units of foreclosed housing will be purchased and rehabilitated under this activity and resold to low, moderate and middle income owner occupant buyers.	
Projected Start Date	Third Quarter 2011	
Projected End Date	Second Quarter 2014	
Responsible Organization	**Name**	City of Milwaukee – Community Development Grants Administration
	Location	200 East Wells Street Milwaukee, WI 53202
	Administrator Contact Info	Steven Mahan 414-286-3842 smahan@milwaukee.gov

Activity Number 3	
Activity Name	Rental Development
Use	Select all that apply: ☐ Eligible Use A: Financing Mechanisms X Eligible Use B: Acquisition and Rehabilitation ☐ Eligible Use C: Land Banking ☐ Eligible Use D: Demolition X Eligible Use E: Redevelopment
CDBG Activity or Activities	24 CFR 570.201(a), (b) 24 CFR 570.202
National Objective	Low Income Housing to Meet 25% Set-aside (LH25)
Activity Description	This activity will help address the loss of quality affordable rental housing for low income families resulting from the foreclosure crisis and ensure that the City is able to meet NSP requirements that at least 25% of NSP3 funds be spent to create housing for households at or below 50% of area median income. It will also help the City comply with NSP3 program requirements to prioritize the creation of affordable rental housing. This activity will provide NSP assistance to developers and responsible landlords who are working in the target neighborhoods to create high-quality affordable housing for low-income families. Eligible projects could include the scattered site acquisition and rehabilitation of vacant, foreclosed or abandoned homes, or redevelopment of vacant property as housing in the areas. The City has utilized NSP1 and NSP2 funds to assist with these types of projects and will continue to do so in the NSP3 target neighborhoods. Developers participating in the program will have to commit to income and rent restrictions consistent with those required for the federal HOME program. Mortgages and/or restrictive covenants are used to secure the required period of affordability. Assistance will generally be structured as gap financing, with NSP funds utilized to make projects feasible or to match developer contribution to rehab costs. In addition to the creation of affordable rental housing, this activity will address local market conditions by targeting properties which may not be attractive homeownership candidates (especially duplex properties with smaller living units and larger multi-unit buildings) and ensuring that they are rehabilitated to a high standard. These properties are generally priced significantly below assessed values and, if not addressed through the NSP program, are targets for speculative purchasers active in these areas who are not prepared to invest in needed rehabilitation. It is expected that at 22 units of foreclosed housing will be purchased and/or rehabilitated under this activity.
Location Description	NSP3 Target Neighborhoods

Budget	Source of Funding	Dollar Amount
	NSP3	$672,000
	Developer Equity	NSP funds will be used to fund only a portion of each project (generally on a "gap financing" or per unit subsidy basis). Developer equity and other funds will be used to fund the remaining portion of each project.
Total Budget for Activity		$672,000
Performance Measures	It is expected that at 22 units of housing will be created under this activity for low income (<50% AMI) households.	
Projected Start Date	Third Quarter 2011	
Projected End Date	Second Quarter 2014	
Responsible Organization	**Name**	City of Milwaukee – Community Development Grants Administration
	Location	200 East Wells Street Milwaukee, WI 53202
	Administrator Contact Info	Steven Mahan 414-286-3842 smahan@milwaukee.gov

Activity Number 4	
Activity Name	Demolition
Use	Select all that apply: ☐ Eligible Use A: Financing Mechanisms ☐ Eligible Use B: Acquisition and Rehabilitation ☐ Eligible Use C: Land Banking X Eligible Use D: Demolition ☐ Eligible Use E: Redevelopment
CDBG Activity or Activities	24 CFR 570.201(d)
National Objective	Low Moderate Middle Income Area Benefit
Activity Description	A large percentage of the foreclosed properties in the City of Milwaukee are blighting influences on the City's neighborhoods and are undermining neighborhood confidence and stability. Many of these properties have been on the market for a period of six months or more, and have been the target of significant vandalism and "cannibalization" of building components and materials. The cost of rehabilitating these properties to the standards prescribed for the NSP3 program would be far in excess of their market value. As a result, NSP3 funds will be used to selectively demolish those structures that are the most severely blighted and detrimental to neighborhood stability and which are not appropriate candidates for rehabilitation. The City will be proactive in its strategies for neighborhood supporting reuse of the vacant land resulting

	from demolition. The removal of these blighting properties will complement other NSP3 activities by removing those properties which are having the most detrimental impacts on neighborhood property values and are an attractive nuisance for crime or vandalism. It is expected that the City will demolish 16 blighted housing units under this activity.	
Location Description	NSP3 Target Neighborhoods	
Budget	**Source of Funding**	**Dollar Amount**
	NSP3	$268,794
Total Budget for Activity		$268,794
Performance Measures	It is expected that the City will demolish 16 blighted housing units under this activity in low, moderate, and middle income neighborhoods.	
Projected Start Date	Third Quarter 2011	
Projected End Date	Second Quarter 2014	
Responsible Organization	**Name**	City of Milwaukee – Community Development Grants Administration
	Location	200 East Wells Street Milwaukee, WI 53202
	Administrator Contact Info	Steven Mahan 414-286-3842 smahan@milwaukee.gov

Activity Number 5	
Activity Name	Administration
Use	Select all that apply: ☐ Eligible Use A: Financing Mechanisms ☐ Eligible Use B: Acquisition and Rehabilitation ☐ Eligible Use C: Land Banking ☐ Eligible Use D: Demolition ☐ Eligible Use E: Redevelopment
CDBG Activity or Activities	24 CFR 570.205 and 206
National Objective	NA
Activity Description	Program Administration will be used for the reasonable costs of overall program management, coordination, monitoring, and evaluation. Such costs include (but are not limited to) salaries, wages, and related costs of staff engaged in program administration, which includes (but is not limited to) providing information about the program, preparing program budgets and schedules, preparing reports, and other costs for goods or services needed for administration of the program. Administration costs will be limited to 10% of the overall NSP3 grant amount.
Location Description	NA

Budget	**Source of Funding**	**Dollar Amount**
	NSP3	$268,794
Total Budget for Activity		$268,794
Performance Measures	NA	
Projected Start Date	Third Quarter 2011	
Projected End Date	Second Quarter 2014	
Responsible Organization	**Name**	City of Milwaukee – Community Development Grants Administration
	Location	200 East Wells Street Milwaukee, WI 53202
	Administrator Contact Info	Steven Mahan 414-286-3842 smahan@milwaukee.gov

8. Certifications

Certifications for State and Entitlement Communities

(1) **Affirmatively furthering fair housing**. The jurisdiction certifies that it will affirmatively further fair housing, which means that it will conduct an analysis to identify impediments to fair housing choice within the jurisdiction, take appropriate actions to overcome the effects of any impediments identified through that analysis, and maintain records reflecting the analysis and actions in this regard.

(2) **Anti-displacement and relocation plan.** The applicant certifies that it has in effect and is following a residential anti-displacement and relocation assistance plan.

(3) **Anti-lobbying.** The jurisdiction must submit a certification with regard to compliance with restrictions on lobbying required by 24 CFR part 87, together with disclosure forms, if required by that part.

(4) **Authority of jurisdiction.** The jurisdiction certifies that the consolidated plan or abbreviated plan, as applicable, is authorized under state and local law (as applicable) and that the jurisdiction possesses the legal authority to carry out the programs for which it is seeking funding, in accordance with applicable HUD regulations and other program requirements.

(5) **Consistency with plan.** The jurisdiction certifies that the housing activities to be undertaken with NSP funds are consistent with its consolidated plan or abbreviated plan, as applicable.
(6) **Acquisition and relocation.** The jurisdiction certifies that it will comply with the acquisition and relocation requirements of the Uniform Relocation Assistance and Real Property Acquisition Policies Act of 1970, as amended (42 U.S.C. 4601), and implementing regulations at 49 CFR part 24, except as those provisions are modified by the notice for the NSP program published by HUD.

(7) **Section 3.** The jurisdiction certifies that it will comply with section 3 of the Housing and Urban Development Act of 1968 (12 U.S.C. 1701u), and implementing regulations at 24 CFR part 135.

(8) **Citizen participation.** The jurisdiction certifies that it is in full compliance and following a detailed citizen participation plan that satisfies the requirements of Sections 24 CFR 91.105 or 91.115, as modified by NSP requirements.

(9) **Following a plan.** The jurisdiction certifies it is following a current consolidated plan (or Comprehensive Housing Affordability Strategy) that has been approved by HUD. [Only States and entitlement jurisdictions use this certification.]

(10) **Use of funds.** The jurisdiction certifies that it will comply with the Dodd-Frank Wall Street Reform and Consumer Protection Act and Title XII of Division A of the American Recovery and Reinvestment Act of 2009 by spending 50 percent of its grant funds within 2 years, and spending 100 percent within 3 years, of receipt of the grant.

(11) **The jurisdiction certifies:**

a. that all of the NSP funds made available to it will be used with respect to individuals and families whose incomes do not exceed 120 percent of area median income; and

b. The jurisdiction will not attempt to recover any capital costs of public improvements assisted with CDBG funds, including Section 108 loan guaranteed funds, by assessing any amount against properties owned and occupied by persons of low- and moderate-income, including any fee charged or assessment made as a condition of obtaining access to such public improvements. However, if NSP funds are used to pay the proportion of a fee or assessment attributable to the capital costs of public improvements (assisted in part with NSP funds) financed from other revenue sources, an assessment or charge may be made against the property with respect to the public improvements financed by a source other than CDBG funds. In addition, with respect to properties owned and occupied by moderate-income (but not low-income) families, an assessment or charge may be made against the property with respect to the public improvements financed by a source other than NSP funds if the jurisdiction certifies that it lacks NSP or CDBG funds to cover the assessment.

(12) **Excessive force.** The jurisdiction certifies that it has adopted and is enforcing:

a. A policy prohibiting the use of excessive force by law enforcement agencies within its jurisdiction against any individuals engaged in nonviolent civil rights demonstrations; and

b. A policy of enforcing applicable state and local laws against physically barring entrance to, or exit from, a facility or location that is the subject of such nonviolent civil rights demonstrations within its jurisdiction.

(13) **Compliance with anti-discrimination laws.** The jurisdiction certifies that the NSP grant will be conducted and administered in conformity with Title VI of the Civil Rights Act of 1964 (42 U.S.C. 2000d), the Fair Housing Act (42 U.S.C. 3601-3619), and implementing regulations.

(14) **Compliance with lead-based paint procedures.** The jurisdiction certifies that its activities concerning lead-based paint will comply with the requirements of part 35, subparts A, B, J, K, and R of this title.

(15) **Compliance with laws.** The jurisdiction certifies that it will comply with applicable laws.

(16) **Vicinity hiring.** The jurisdiction certifies that it will, to the maximum extent feasible, provide for hiring of employees that reside in the vicinity of NSP3 funded projects or contract with small businesses that are owned and operated by persons residing in the vicinity of NSP3 projects.

(17) **Development of affordable rental housing.** The jurisdiction certifies that it will be abide by the procedures described in its NSP3 Abbreviated Plan to create preferences for the development of affordable rental housing for properties assisted with NSP3 funds.

_____ _____

Signature/Authorized Official Date

_____

Title

Certifications for Non-Entitlement Local Governments

(1) **Affirmatively furthering fair housing.** The jurisdiction certifies that it will affirmatively further fair housing.

(2) **Anti-displacement and relocation plan.** The applicant certifies that it has in effect and is following a residential anti-displacement and relocation assistance plan.

(3) **Anti-lobbying.** The jurisdiction must submit a certification with regard to compliance with restrictions on lobbying required by 24 CFR part 87, together with disclosure forms, if required by that part.

(4) **Authority of jurisdiction.** The jurisdiction certifies that the consolidated plan or abbreviated plan, as applicable, is authorized under state and local law (as applicable) and that the jurisdiction possesses the legal authority to carry out the programs for which it is seeking funding, in accordance with applicable HUD regulations and other program requirements.

(5) **Consistency with plan.** The jurisdiction certifies that the housing activities to be undertaken with NSP funds are consistent with its consolidated plan or abbreviated plan, as applicable.

(6) **Acquisition and relocation.** The jurisdiction certifies that it will comply with the acquisition and relocation requirements of the Uniform Relocation Assistance and Real Property Acquisition Policies Act of 1970, as amended (42 U.S.C. 4601), and implementing regulations at 49 CFR part 24, except as those provisions are modified by the notice for the NSP program published by HUD.

(7) **Section 3.** The jurisdiction certifies that it will comply with section 3 of the Housing and Urban Development Act of 1968 (12 U.S.C. 1701u), and implementing regulations at 24 CFR part 135.

(8) **Citizen participation.** The jurisdiction certifies that it is in full compliance and following a detailed citizen participation plan that satisfies the requirements of Sections 24 CFR 91.105 or 91.115, as modified by NSP requirements.

(9) **Use of funds.** The jurisdiction certifies that it will comply with the Dodd-Frank Wall Street Reform and Consumer Protection Act and Title XII of Division A of the American Recovery and Reinvestment Act of 2009 by spending 50 percent of its grant funds within 2 years, and spending 100 percent within 3 years, of receipt of the grant.

(10) **The jurisdiction certifies:**

a. that all of the NSP funds made available to it will be used with respect to individuals and families whose incomes do not exceed 120 percent of area median income; and

b. The jurisdiction will not attempt to recover any capital costs of public improvements assisted with CDBG funds, including Section 108 loan guaranteed funds, by assessing any amount against properties owned and occupied by persons of low- and moderate-income, including any fee charged or assessment made as a condition of obtaining access to such public improvements. However, if NSP funds are used to pay the proportion of a fee or assessment attributable to the capital costs of public improvements (assisted in part with NSP funds) financed from other revenue sources, an assessment or charge may be made against the property with respect to the public improvements financed by a source other than CDBG funds. In addition, with respect to properties owned and occupied by moderate-income (but not low-income) families, an assessment or charge may be made against the property with respect to the public

improvements financed by a source other than NSP funds if the jurisdiction certifies that it lacks NSP or CDBG funds to cover the assessment.

(11) **Excessive force.** The jurisdiction certifies that it has adopted and is enforcing:

a. A policy prohibiting the use of excessive force by law enforcement agencies within its jurisdiction against any individuals engaged in nonviolent civil rights demonstrations; and

b. A policy of enforcing applicable state and local laws against physically barring entrance to, or exit from, a facility or location that is the subject of such nonviolent civil rights demonstrations within its jurisdiction.

(12) **Compliance with anti-discrimination laws.** The jurisdiction certifies that the NSP grant will be conducted and administered in conformity with Title VI of the Civil Rights Act of 1964 (42 U.S.C. 2000d), the Fair Housing Act (42 U.S.C. 3601-3619), and implementing regulations.

(13) **Compliance with lead-based paint procedures.** The jurisdiction certifies that its activities concerning lead-based paint will comply with the requirements of part 35, subparts A, B, J, K, and R of this title.

(14) **Compliance with laws.** The jurisdiction certifies that it will comply with applicable laws.

(15) **Vicinity hiring.** The jurisdiction certifies that it will, to the maximum extent feasible, provide for hiring of employees that reside in the vicinity of NSP3 funded projects or contract with small businesses that are owned and operated by persons residing in the vicinity of NSP3 projects.

(16) **Development of affordable rental housing.** The jurisdiction certifies that it will be abide by the procedures described in its NSP3 Abbreviated Plan to create preferences for the development of affordable rental housing for properties assisted with NSP3 funds.

_____ _____

Signature/Authorized Official Date

_____

Title

EXHIBIT B

PUBLIC NOTICE

CITY OF MILWAUKEE

COMMUNITY DEVELOPMENT BLOCK GRANT PROGRAM

Proposed Plan for Federal Funding for the Neighborhood Stabilization Program 3 for the Redevelopment of Abandoned & Foreclosed Homes

The City of Milwaukee is inviting citizen comments on the **Proposed Notice of Fund Availability(NOFA) for Fiscal Year 2011 Neighborhood Stabilization Program 3 under the Dodd–Frank Wall Street Reform and Consumer Protection Act of 2010.**

The City of Milwaukee will apply to receive up to **$2.7 million** from the Federal government as a result of **Dodd–Frank Wall Street Reform and Consumer Protection Act of 2010** which was passed in part to provide emergency assistance for the redevelopment of abandoned and foreclosed homes. The proposal states the proposed use of the funds through the **Neighborhood Stabilization Program** of the U.S. Department of Housing and Urban Development.

Specifically, the City is proposing to use the funds for the following activities: *Homebuyer Assistance, Rental Development (Large Projects), Acquisition/Rehab/Resale (for homeownership), and Demolition.* The activities will take place in the target area which is comprised of those census tracts throughout the City of Milwaukee which have been most impacted by the foreclosure crisis and have the highest percentage of home foreclosures and subprime mortgage loans.

The proposal will be available for public review beginning Monday, January 24, 2011 through Monday, February 7, 2011 and can also be picked up at the CDGA office located in Room 606, City Hall, 200 E. Wells Street. In addition, it can also be accessed on the website at www.city.milwaukee.gov/ or www.city.Milwaukee.gov/CommunityDevelopment310.htm.

Comments on the Proposal must be submitted no later than Monday, February 7, 2011 in writing to: Mr. Steven L. Mahan, Director, Community Development Grants Administration; City Hall – 200 East Wells Street, Room 606, Milwaukee, Wisconsin 53202.

2744-46 N 27th St
2752 N 27th St
2758-60 N 27th St
2764 N 27th St
2801 N 27th St
2805 N 27th St
2744-46 N 28th St
2752 N 28th St
2810-12 N 28th St
2825 N 28th St
2831-33 N 28th St
2877 N 28th St
2885 N 28th St
2826-28 N 29th St
2838 N 29th St
2842-44 N 29th St
2878 N 29th St

2744 N. 27th St, 53210
2748 N.27th St, 53210
2752-2754 N. 27th St., 53210
2758 N. 27th St., 53210
2764 N. 27th St., 53210
2805 N. 27th St., 53210
2744-2746 N. 28th St., 53210
2748-2750 N. 28th St., 53210
2752-2754 N. 28th St., 53210
2810-2812 N. 28th St, 53210
2825-2827 N. 28th St.,53210
2833 N. 28th St., 53210
2877-2879 N. 28th St., 53210
2826 N. 29th St., 53210
2830-2832 N. 29th St.,53210
2838-2840 N. 29th St., 53210
2842 N. 29th St., 53210
2878-2880 N. 29th St., 53210

City of Milwaukee
Neighborhood Stabilization Program (NSP2 & NSP3)
Program Area

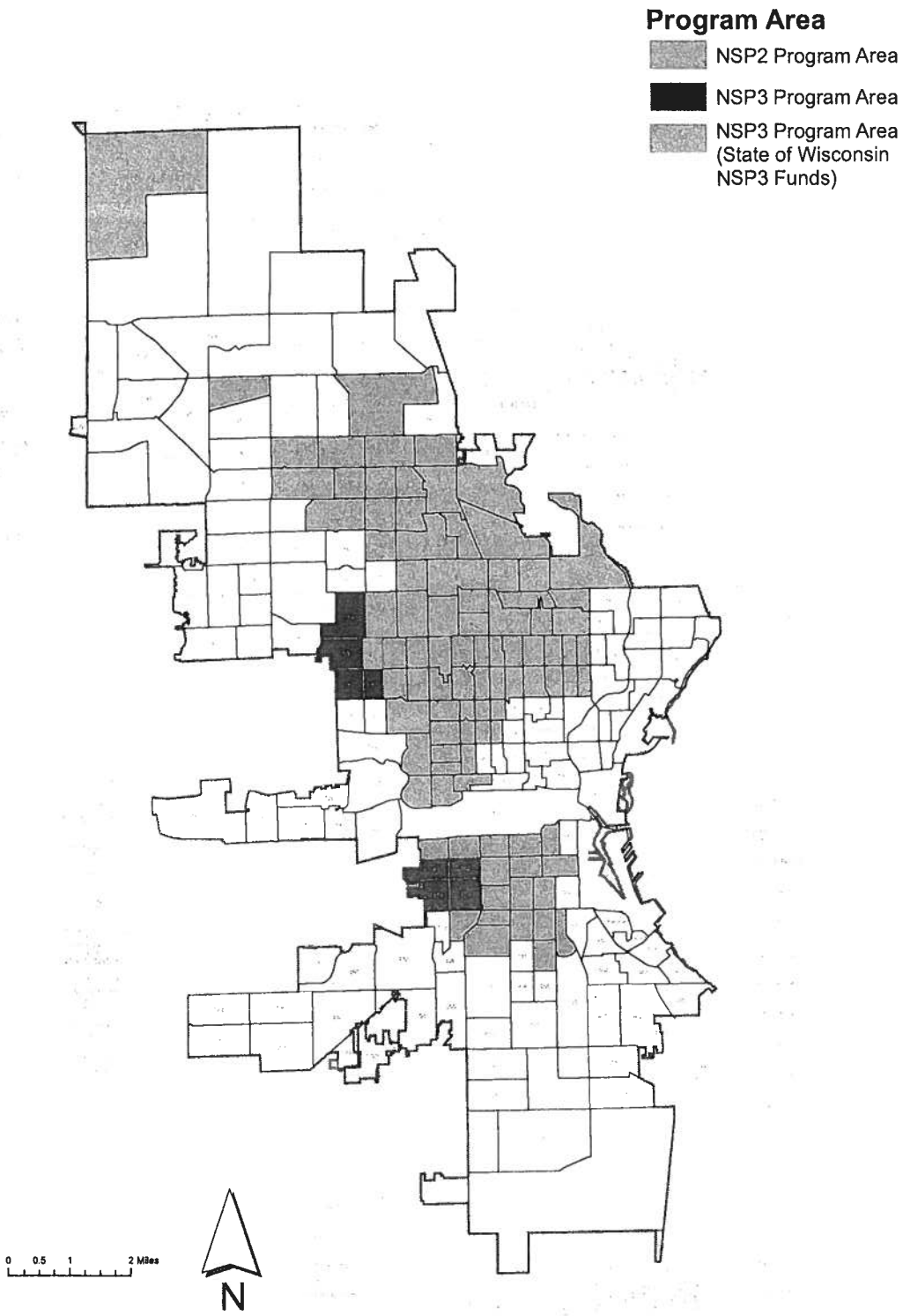

NSP 3 Layton Boulevard West Neighborhood Target Area Map Prepared using HUD NSP3 Mapping Tool

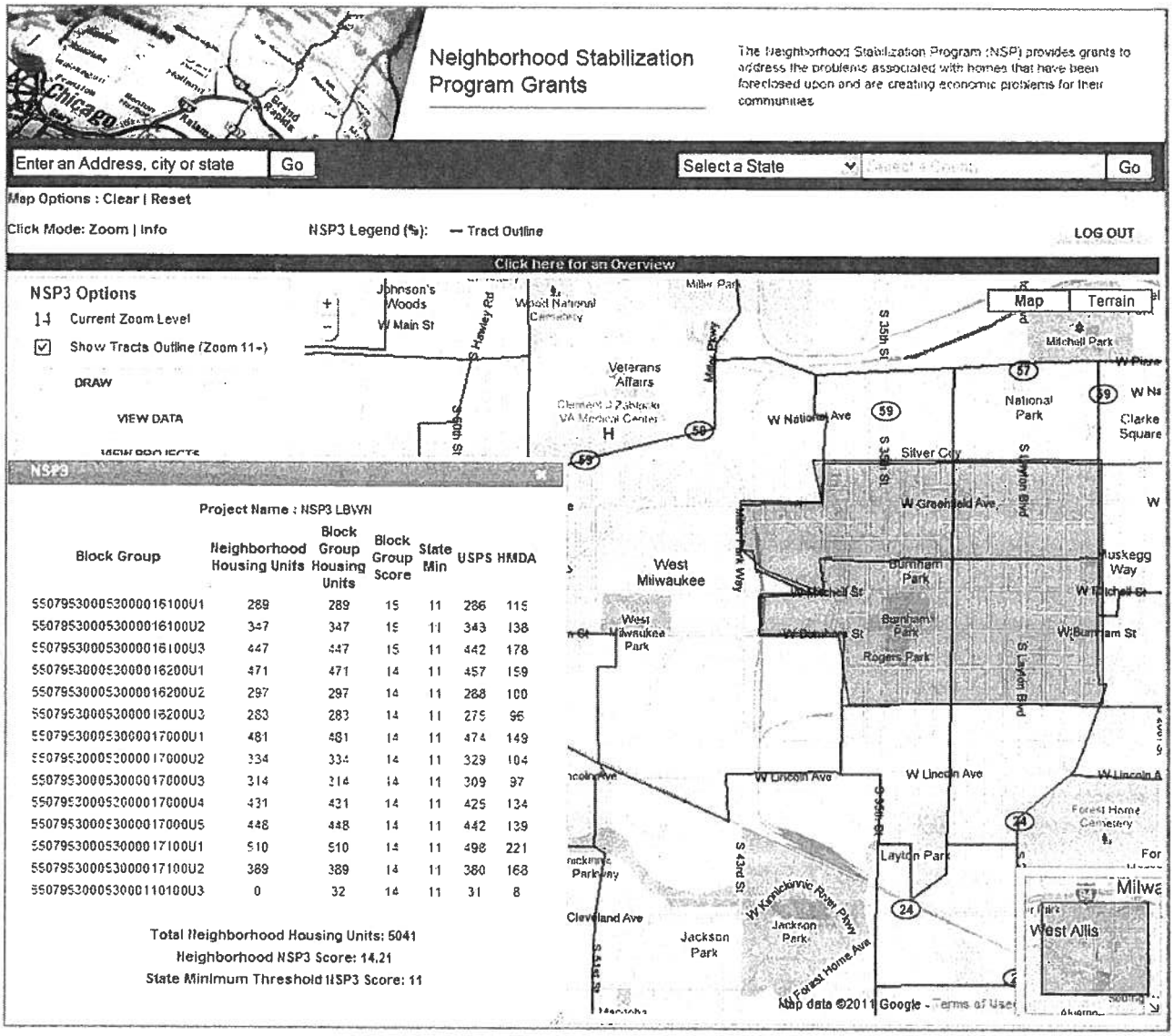

NSP3

Project Name : NSP3 LBWN

Block Group	Neighborhood Housing Units	Block Group Housing Units	Block Group Score	State Min	USPS	HMDA
550795300053000016100U1	289	289	15	11	286	115
550795300053000016100U2	347	347	15	11	343	138
550795300053000016100U3	447	447	15	11	442	178
550795300053000016200U1	471	471	14	11	457	159
550795300053000016200U2	297	297	14	11	288	100
550795300053000016200U3	283	283	14	11	275	96
550795300053000017000U1	481	481	14	11	474	149
550795300053000017000U2	334	334	14	11	329	104
550795300053000017000U3	314	314	14	11	309	97
550795300053000017000U4	431	431	14	11	425	134
550795300053000017000U5	448	448	14	11	442	139
550795300053000017100U1	510	510	14	11	498	221
550795300053000017100U2	389	389	14	11	380	168
550795300053000110100U3	0	32	14	11	31	8

Total Neighborhood Housing Units: 5041

Neighborhood NSP3 Score: 14.21

State Minimum Threshold NSP3 Score: 11

NSP 3 Sherman Park Target Area Map
Prepared using HUD NSP3 Mapping Tool

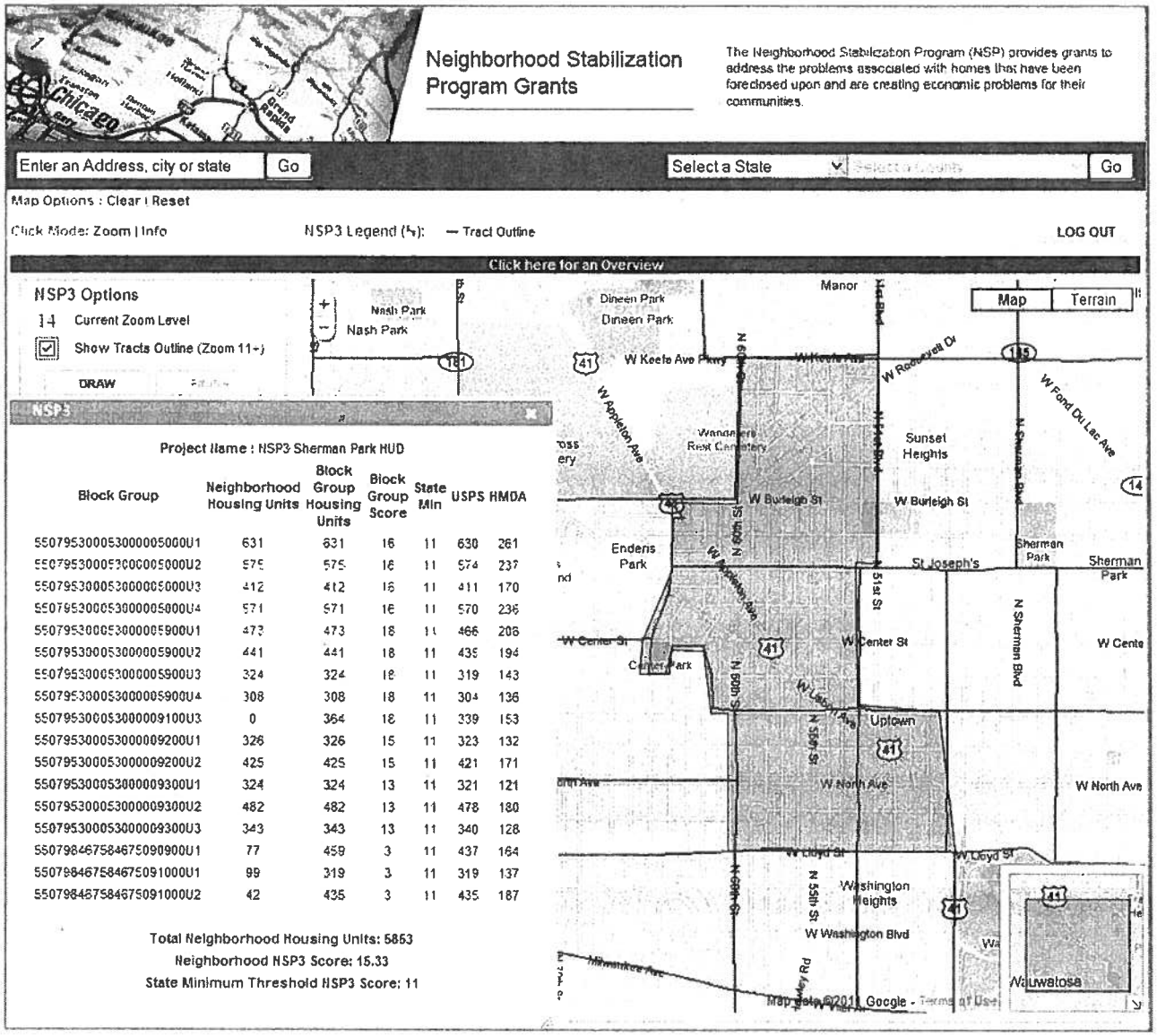

Project Name : NSP3 Sherman Park HUD

Block Group	Neighborhood Housing Units	Block Group Housing Units	Block Group Score	State Min	USPS	HMDA
550795300053000005000U1	631	631	16	11	630	261
550795300053000005000U2	575	575	16	11	574	237
550795300053000005000U3	412	412	16	11	411	170
550795300053000005000U4	571	571	16	11	570	236
550795300053000005900U1	473	473	18	11	466	206
550795300053000005900U2	441	441	18	11	435	194
550795300053000005900U3	324	324	18	11	319	143
550795300053000005900U4	308	308	18	11	304	136
550795300053000009100U3	0	364	18	11	339	153
550795300053000009200U1	326	326	15	11	323	132
550795300053000009200U2	425	425	15	11	421	171
550795300053000009300U1	324	324	13	11	321	121
550795300053000009300U2	482	482	13	11	478	180
550795300053000009300U3	343	343	13	11	340	128
550798467584675090900U1	77	459	3	11	437	164
550798467584675091000U1	99	319	3	11	319	137
550798467584675091000U2	42	435	3	11	435	187

Total Neighborhood Housing Units: 5853
Neighborhood NSP3 Score: 15.33
State Minimum Threshold NSP3 Score: 11

ATTACHMENT A

NEIGHBORHOOD STABILIZATION PROGRAM 3 (NSP3) FUNDING RECOMMENDATIONS

Funding Category	Organization Name	CDGA Recomm	25% Set-aside	TOTAL
Homebuyer Assistance *16 units*	Department of City Development	400,000		400,000
Rental Development for Affordable Housing *22 units*	Department of City Development		672,000	672,000
Acquisition/Rehab/Resale Program *9 units*	Department of City Development	1,078,361		1,078,361
Demolition *16 units*	Department of Neighborhood Services	268,794		268,794
Administration (10%) **Amount: $268,794**	**Community Development Grants Administration**	50,000		50,000
	Comptroller's Office	50,000		50,000
	Department of City Development	168,794		168,794
		2,015,949	672,000	2,687,949

NOTICES SENT TO FOR FILE : 101175

NAME	ADDRESS	DATE NOTICE SENT		
Steve Mahan	CDGA	1/27/11		
Darlene Hayes	CDGA	x		

City of Milwaukee

200 E. Wells Street
Milwaukee, Wisconsin 53202

Legislation Details (With Text)

File #:	101127 **Version:** 0		
Type:	Resolution	**Status:**	In Committee
File created:	12/21/2010	**In control:**	COMMUNITY & ECONOMIC DEVELOPMENT COMMITTEE
On agenda:		**Final action:**	
Effective date:			
Title:	Resolution amending Resolution File Number 100118 to extend the period of authority, responsibilities and activities of the African-American Male Unemployment Task Force.		
Sponsors:	THE CHAIR		
Indexes:	COMMITTEES, EMPLOYMENT, JOBS, SOCIAL CONCERNS		
Attachments:	Hearing Notice List		

Date	Ver.	Action By	Action	Result	Tally
12/21/2010	0	COMMON COUNCIL	ASSIGNED TO		
1/27/2011	0	COMMUNITY & ECONOMIC DEVELOPMENT COMMITTEE	HEARING NOTICES SENT		
1/27/2011	0	COMMUNITY & ECONOMIC DEVELOPMENT COMMITTEE	HEARING NOTICES SENT		
1/27/2011	0	COMMUNITY & ECONOMIC DEVELOPMENT COMMITTEE	HEARING NOTICES SENT		

Number
101127
Version
ORIGINAL
Reference
100118
Sponsor
ALD. HAMILTON AND ZIELINSKI
Title
Resolution amending Resolution File Number 100118 to extend the period of authority, responsibilities and activities of the African-American Male Unemployment Task Force.
Analysis
The African-American Male Unemployment Task Force was created by Resolution File Number 100118, adopted July 7, 2010, which directed that the task force complete its work within 6 months after its first meeting and thereafter be dissolved. This resolution amends Resolution File Number 100118, changing the time period in which the task force is to submit its findings and recommendations to the Common Council an additional 6 months to September 14, 2011, after which time the task force will be dissolved.
Body
Whereas, The Common Council created an African-American Male Unemployment Task Force by Resolution File Number 100118, adopted July 7, 2010; and

Whereas, Resolution File Number 100118 directed that the task force submit its findings and recommendations to the Common Council within 6 months of its first meeting, after which time the

task force shall be dissolved; and

Whereas, The task force met and deliberated on September 14, September 28, October 26, November 16 and December 14, 2010; and

Whereas, The task force has determined that it will benefit from additional meetings; and

Whereas, The Common Council finds that the task force has been diligent in fulfilling its responsibilities and mission and that an extension for a period of 6 months for submission of findings and recommendations of the task force is appropriate to assure successful completion of the work of the task force; now, therefore, be it

Resolved, That Resolution File Number 100118 shall be amended by deleting the final “Further Resolved clause” and replacing it with the following:

“Further Resolved, The task force shall submit its findings and recommendations for implementation to the Common Council within 12 months of the date of its first meeting and then be automatically dissolved.”
Requestor

Drafter
LRB124282-1
MET
12/15/10

NOTICES SENT TO FOR FILE: 101127

NAME	ADDRESS	DATE NOTICE SENT		
Kim Montgomery	Mayor’s Office	1/27/11		
Ald. Hamilton	CC	x		
Ald. Zielinski	CC	x		
Mary Turk	LRB	x		

City of Milwaukee

200 E. Wells Street
Milwaukee, Wisconsin 53202

Legislation Details (With Text)

File #:	101181 **Version:** 0		
Type:	Communication	**Status:**	In Committee
File created:	1/19/2011	**In control:**	COMMUNITY & ECONOMIC DEVELOPMENT COMMITTEE
On agenda:		**Final action:**	
Effective date:			
Title:	Communication from the Department of City Development relating to a report detailing cooperative ventures undertaken by the City of Milwaukee and the Milwaukee Area Workforce Investment Board from July 1, 2010 through December 31, 2010.		
Sponsors:	THE CHAIR		
Indexes:	DEPARTMENT OF CITY DEVELOPMENT, EMPLOYMENT, JOBS		
Attachments:	Hearing Notice List		

Date	Ver.	Action By	Action	Result	Tally
1/19/2011	0	COMMON COUNCIL	ASSIGNED TO		
1/27/2011	0	COMMUNITY & ECONOMIC DEVELOPMENT COMMITTEE	HEARING NOTICES SENT		

Number
101181
Version
ORIGINAL
Reference

Sponsor
THE CHAIR
Title
Communication from the Department of City Development relating to a report detailing cooperative ventures undertaken by the City of Milwaukee and the Milwaukee Area Workforce Investment Board from July 1, 2010 through December 31, 2010.
Drafter
DCD:WJM:wjm
01/19/11/A

NOTICES SENT TO FOR FILE : 101181

NAME	ADDRESS	DATE NOTICE SENT		
Jeannie Laskowski	DCD	1/27/11		

City of Milwaukee

200 E. Wells Street
Milwaukee, Wisconsin 53202

Legislation Details (With Text)

File #:	101178 **Version:** 0		
Type:	Resolution	**Status:**	In Committee
File created:	1/19/2011	**In control:**	COMMUNITY & ECONOMIC DEVELOPMENT COMMITTEE
On agenda:		**Final action:**	
Effective date:			
Title:	Resolution authorizing the transfer and expenditure of funds from the Development Fund for environmental testing, remediation and demolition on brownfield properties in the City of Milwaukee.		
Sponsors:	THE CHAIR		
Indexes:	DEMOLITIONS, DEVELOPMENT FUND, ENVIRONMENT, MENOMONEE RIVER VALLEY, MENOMONEE VALLEY PROJECT AREA		
Attachments:	List of Brownfield Projects, Fiscal Impact Statement, Hearing Notice LIst		

Date	Ver.	Action By	Action	Result	Tally
1/19/2011	0	COMMON COUNCIL	ASSIGNED TO		
1/27/2011	0	COMMUNITY & ECONOMIC DEVELOPMENT COMMITTEE	HEARING NOTICES SENT		

Number
101178
Version
ORIGINAL
Reference

Sponsor
THE CHAIR
Title
Resolution authorizing the transfer and expenditure of funds from the Development Fund for environmental testing, remediation and demolition on brownfield properties in the City of Milwaukee.
Analysis
This resolution directs the Department of City Development to proceed with a proactive program of testing and remediation of brownfield sites with redevelopment potential, utilizing $500,000 from the 2011 Development Fund, which includes $250,000 for city-wide brownfields and $250,000 for special assessments of properties located in the Menomonee Valley Industrial Center.
Body
Whereas, The City of Milwaukee (“City”) has recognized that brownfield properties, whose use and redevelopment are complicated by actual or perceived environmental contamination, are an important factor affecting tax delinquency, blight and other development issues facing the City; and

Whereas, The Menomonee Valley Industrial Center (“MVIC”) includes brownfield properties owned privately and by the Redevelopment Authority of the City of Milwaukee (“RACM”) requiring special tax assessments in the approximate amount of $250,000 per year; and

Whereas, State laws, particularly regarding municipal liability exemptions and cost recovery, allow the City to be more aggressive in dealing with brownfields with limited risk; and

Whereas, The City desires to take a proactive approach toward reclaiming brownfields and

specifically provided funds to the Department of City Development's ("DCD") Development Fund for brownfield activities as a replacement for the previously existing Environmental Testing Subfund; and

Whereas, Environmental testing is important to demonstrate either that properties are clean or to define the extent of contamination so that property transactions and redevelopment may occur; and

Whereas, The additional funding will provide DCD with the tools and the flexibility needed to address brownfield sites, including assessment, remediation, demolition and other costs, across the spectrum of brownfield properties, including those on the "Do Not Acquire" List; now, therefore, be it

Resolved, By the Common Council of the City of Milwaukee, that the City Comptroller is directed to transfer $500,000 from the Development Fund Project Account No. 9990-UR03311000A to the Environmental Fund Account No. 1910-UR03393102 and/or 1910-UR03393100; and, be it

Further Resolved, That these funds are designated for environmental testing, remediation, demolition and other costs (including tax foreclosure and special assessments) on city-wide, downtown and neighborhood brownfield properties; and, be it

Further Resolved, That the Commissioner of DCD is directed to enter into contracts and agreements necessary to carryout said brownfield testing, remediation and demolition in accordance with City policies and procedures and making use of the existing Phase II/Phase III City contracts as appropriate; and, be it

Further Resolved, That RACM is authorized to apply for, monitor and accept PECFA eligible remediation reimbursements; and, be it

Further Resolved, That PECFA reimbursements and net sales proceeds from properties tested and cleaned up through the Environmental Fund are provided to RACM to fund additional testing and remediation of city-wide brownfield properties.
Drafter
DCD:KD:kd
01/19/11/A

PROJECTS RECEIVING BROWNFIELD FUNDS
AWARDED TO THE CITY AND RACM

WI Department of Natural Resources Site Assessment Grants (SAG) for assessment, tank pulls, demolition

Potential 2011 Awards

Address	Aldermanic District	Awardee	Grant	Match
3820 W. Center St.	15, Hines	City	$30,000.00	$12,000.00
3044 W. Lisbon Ave.	15, Hines	City	$30,000.00	$30,000.00
3034 W. Lisbon Ave.	15, Hines	City	$30,000.00	$15,600.00
3020 W. Fond du Lac Ave.	15, Hines	City	$29,550.00	$29,550.00
2529 W. North Ave.	15, Hines	City	$30,000.00	$15,600.00
201 W. Oklahoma Ave.	14, Zielinski	City	$89,000.00	$89,000.00
260 N. 12th St.	4, Bauman	RACM	$80,000.00	$80,000.00
4250 N. 35th St. Lot 1	1, Hamilton	RACM	$99,990.00	$99,990.00
Subtotal			$418,540	$371,740

2010 Awards

Address	Aldermanic District	Awardee	Grant	Match
3875 N. Teutonia Ave.	6, Coggs	City	$29,990.00	$29,990.00
3472 N. Teutonia Ave.	6, Coggs	City	$29,990.00	$29,990.00
3033R W. Lisbon Ave.	15, Hines	City	$29,990.00	$5,998.00
2450 W. Center St.	15, Hines	City	$29,320.00	$5,864.00
201 W. Oklahoma Ave.	14, Zielinski	City	$29,990.00	$29,990.00
Subtotal			$149,280	$101,832

2009 Awards

Address	Aldermanic District	Awardee	Grant	Match
641 S. 29th St. (Former Falk Brewery)	8, Donovan	RACM	$99,990	$100,000
1542 N. 32nd St. (Esser Paint)	4, Bauman	RACM	$29,990	$29,990
521-35 W. North Ave.	6, Coggs	RACM	$29,990	$29,990
411 W. North Ave.	6, Coggs	RACM	$25,000	$25,000
Center & Buffum	6, Coggs	RACM	$29,990	$6,000
2825 N. 9th St.	15, Hines	City	$29,990	$6,000
3456-62 N. Buffum St.	6, Coggs	City	$29,990	$6,000
3033R W. Lisbon Ave.	15, Hines	City	$29,990	$17,994
4135 S. 6th St.	13, Witkowski	City	$29,990	$6,000
3111 N 8th St.	6, Coggs	City	$25,000	$5,000
1407 W. North Ave.	15, Hines	City	$17,000	$3,400
319 E. Center St.	6, Coggs	City	$29,990	$6,000
436 W. Center St.	6, Coggs	City	$29,990	$16,286
2204-12 N. Teutonia Ave.	15, Hines	City	$20,000	$20,000
Subtotal			$456,900	$277,660

Total Investment 2001 - 2009

Site Assessment Grant Awards	$2,575,711
Match Funding	$1,430,094
Private Funding Leveraged	$322,430,000

United States Environmental Protection Agency Grants for Assessment, Cleanup, and Loan Func

Total Awards 2002 - 2010

Assessment Grants	$2,000,000		
Cleanup Grants	$3,580,000	plus 20% match	public investment
Revolving Loan Fund (RLF)	$7,950,000	plus 20% match	private investment
Match Funding (private and public)	$2,016,000		
Private Funding Leveraged (RLF alone)	$244,400,000		

City of Milwaukee Fiscal Impact Statement

A

Date Jan 19, 2011 **File Number** ◯ **Original** ◯ **Substitute**

Subject Resolution authorizing the transfer and expenditure of funds from the Development Fund for environmental testing, remediation and demolition on brownfield properties in the City of Milwaukee.

B

Submitted By (Name/Title/Dept./Ext.) Rocky Marcoux, Commissioner, DCD, x5800

C

This File

- ◯ **Increases or decreases previously authorized expenditures.**
- ◯ **Suspends expenditure authority.**
- ◯ **Increases or decreases city services.**
- ◯ **Authorizes a department to administer a program affecting the city's fiscal liability.**
- ◯ **Increases or decreases revenue.**
- ◯ **Requests an amendment to the salary or positions ordinance.**
- ◯ **Authorizes borrowing and related debt service.**
- ◯ **Authorizes contingent borrowing (authority only).**
- ◉ **Authorizes the expenditure of funds not authorized in adopted City Budget.**

D

This Note ◯ **Was requested by committee chair**

E

Charge To

- ◯ **Department Account**
- ◉ **Capital Projects Fund**
- ◯ **Debt Service**
- ◯ **Other (Specify)**
- ◯ **Contingent Fund**
- ◯ **Special Purpose Accounts**
- ◯ **Grant & Aid Accounts**

F

Purpose	Specify Type/Use	Expenditure	Revenue
Salaries/Wages			
Supplies/Materials			
Equipment			
Services			
Other	Development Fund	$500,000	
TOTALS		$500,000	

Form continued on following page.

G

For expenditures and revenues which will occur on an annual basis over several years check the appropriate box below and then list each item and dollar amount separately.

◉ **1-3 Years**	◯ **3-5 Years**	$500,000
◯ **1-3 Years**	◯ **3-5 Years**	
◯ **1-3 Years**	◯ **3-5 Years**	

H

List any costs not included in Sections E and F above.

I

Assumptions used in arriving at fiscal estimate.

J

Additional information.

This file authorizes transfer and expenditure of funds from the Development Fund Project Account to Environmental Fund Accounts 1910-UR03393102 and/or 1910-UR03393100.

LEGISLATIVE REFERENCE BUREAU FISCAL ANALYSIS

COMMUNITY & ECONOMIC DEVELOPMENT COMMITTEE
JANUARY 31, 2011
Item ~~16~~ 17, File #101178

File Number 101178 is a resolution authorizing the transfer and expenditure of $500,000 from the Development Fund for environmental testing, remediation, demolition and other expenses related to brownfield properties.

Background

1. Many properties throughout the City are contaminated, or suspected of being contaminated, as a result of past activities and uses of those properties. To the extent that the City can clean up these vacant, underutilized "brownfield" sites (or demonstrate that they are already clean), it can speed up the process of redeveloping these properties and increasing the property tax base.

2. The Development Fund is a Department of City Development-administered capital account that provides financial assistance for development projects that do not qualify for tax incremental district designation. Among the activities supported by the Fund are environmental testing and remediation of contaminated, or potentially contaminated, brownfield sites.

3. The 2009 and 2010 City budgets provided $1,800,000 and $1,050,000 for the Development Fund, respectively. The adopted 2011 Budget includes $1,500,000.

Discussion

1. This resolution authorizes the transfer of $500,000 from the Development Fund to DCD's Environmental Fund for the purpose of funding the environmental testing, remediation, demolition and other costs (including tax foreclosure and special assessments) associated with brownfield properties.

2. The funds transferred by this resolution will be used to provide the local match for Wisconsin Department of Natural Resources Site Assessment Grants awarded to the City and RACM, as well as local matches for U.S. Environmental Protection Agency and Wisconsin Department of Commerce grants for brownfield testing and remediation.

3. Attached to the file is a list of properties titled "PROJECTS RECEIVING BROWNFIELD FUNDS AWARDED TO THE CITY AND RACM". This document is intended to provide examples of properties to be tested, remediated and demolished with the funds transferred by this resolution. It is not an exhaustive list – other properties to be tested and remediated have yet to be identified.

4. This resolution also authorizes the Commissioner of City Development to enter into the contracts and agreements necessary to carry out the brownfield testing, remediation and demolition funded by the resolution.

Fiscal Impact

1. The current unallocated balance in the Development Fund, including funds carried over from previous years, is $2,633,638.

2. This resolution authorizes a fund transfer and expenditures totaling $500,000, which will reduce the balance in the Development Fund to $2,133,638.

Prepared by: Jeff Osterman, x2262
LRB-Research & Analysis Section
January 28, 2011

cc: Rocky Marcoux
Martha Brown
David Schroeder
Karen Dettmer

NOTICES SENT TO FOR FILE : 101178

NAME	ADDRESS	DATE NOTICE SENT		
Jeannie Laskowski	DCD	1/27/11		