





# CITY OF MILWAUKEE

DPW – Infrastructure Services Division – Transportation Operations

Regarding the recommendation for installation of  
Stop control on South Lenox Street at East Homer Street.

 = EXISTING STOP  
 = NEW STOP

 = EXISTING YIELD  
 = NEW YIELD

 = SIGNAL

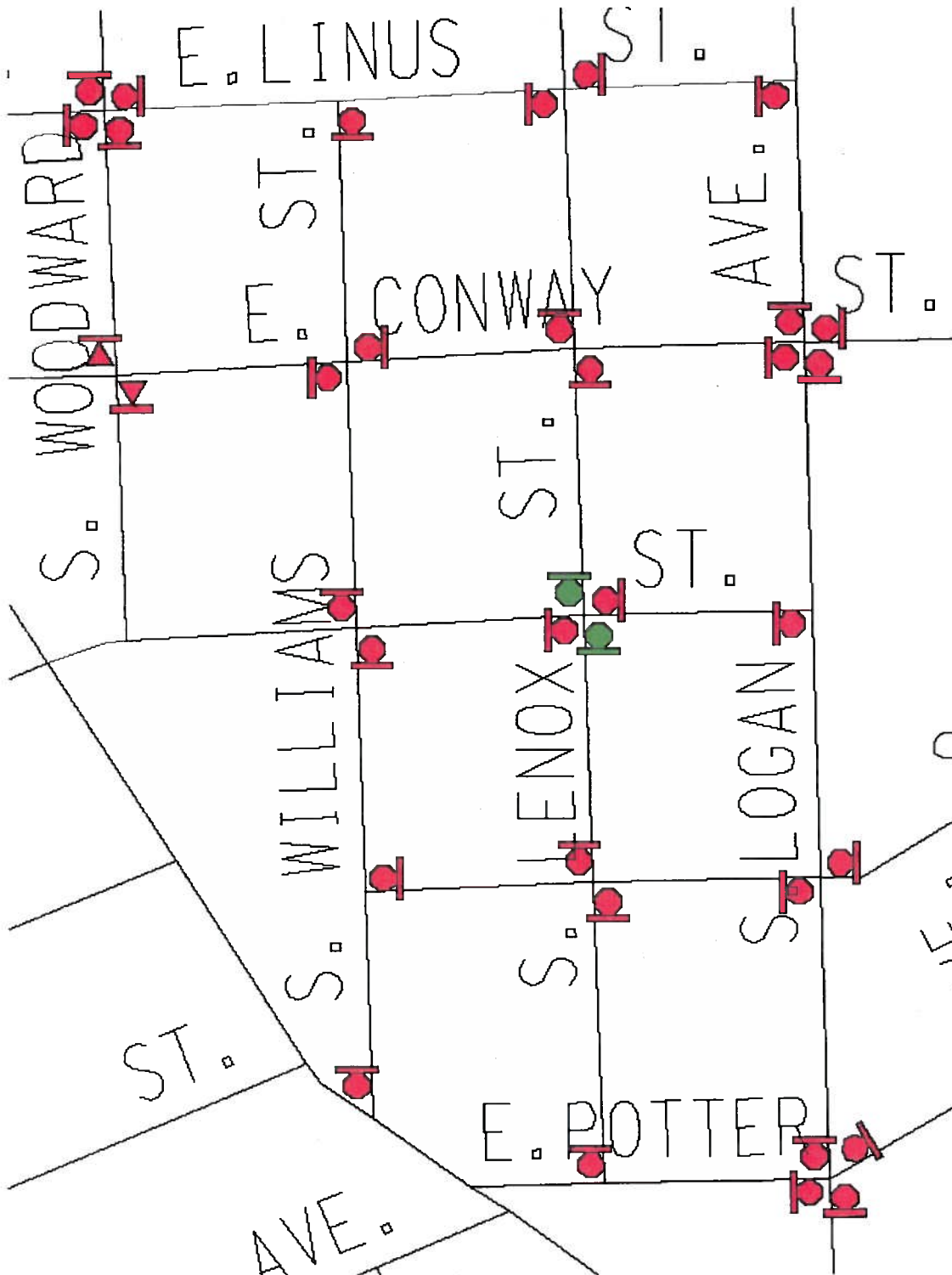


Exhibit A

In response to the request to reevaluate the intersection of East Homer Street and South Lenox Street for an all-way stop control, we contacted the Milwaukee Police Department for an update of any crashes that may have occurred at this location since our last investigation in July, 2014. They indicated that no crashes have been reported since that time. Please refer to the response included below to ASR #153350-062614, for a complete study.

6/8/15

Alderman's Service Request  
#153350-062614

Since the intersection of East Homer Street and South Lenox Street is currently control by a two-way stop, an investigation for an all-way stop was conducted. Our Division follows guidelines to determine the need to install traffic control as set forth in the Federal Manual on Uniform Traffic Control Devices. The City is required by State statutes to conform to Manual provisions. As dictated by traffic conditions, we install the least restrictive control, which will safely and effectively regulate traffic flow. The minimum warrants, as set forth by the Manual, for an all-way stop control require a minimum of five reported crashes to the Milwaukee Police Department in a 12 month period, and a total vehicular volume entering the intersection from all approaches must average at least 500 vehicles per hour for any 8 hours of an average day.

The crash data received from the Milwaukee Police Department indicates that in 2011-0 crashes were reported, 2012-0, 2013-1 and 2014 to date 0. The traffic volume is estimated to be approximately 500-700 vehicles in a 24-hour period, which is normal for a residential street.

Based on our findings, we conclude that the present stop control is working and believe that the installation of an unwarranted control may not improve the safety of the intersection. We will, however, keep the intersection under surveillance and if any significant changes occur, take the appropriate action.

7/22/14

Monday Jun 1, 2015

|                                    | East Bound |          | West Bound |       | Total |     |
|------------------------------------|------------|----------|------------|-------|-------|-----|
| 2400 to 0100                       |            | 2        |            | 0     |       | 2   |
| 0100 to 0200                       |            | 1        |            | 2     |       | 3   |
| 0200 to 0300                       |            | 1        |            | 0     |       | 1   |
| 0300 to 0400                       |            | 0        |            | 0     |       | 0   |
| 0400 to 0500                       |            | 0        |            | 1     |       | 1   |
| 0500 to 0600                       |            | 3        |            | 2     |       | 5   |
| 0600 to 0615                       | 1          |          | 2          |       | 3     |     |
| 0615 to 0630                       | 1          | 5        | 1          | 6     | 2     | 11  |
| 0630 to 0645                       | 2          |          | 2          |       | 4     |     |
| 0645 to 0700                       | 1          |          | 1          |       | 2     |     |
| 0700 to 0715                       | 3          |          | 1          |       | 4     |     |
| 0715 to 0730                       | 2          | 9        | 3          | 8     | 5     | 17  |
| 0730 to 0745                       | 3          |          | 3          |       | 6     |     |
| 0745 to 0800                       | 1          |          | 1          |       | 2     |     |
| 0800 to 0815                       | 1          |          | 0          |       | 1     |     |
| 0815 to 0830                       | 5          | 9        | 3          | 6     | 8     | 15  |
| 0830 to 0845                       | 1          |          | 2          |       | 3     |     |
| 0845 to 0900                       | 2          |          | 1          |       | 3     |     |
| 0900 to 1000                       |            | 10       |            | 4     |       | 14  |
| 1000 to 1100                       |            | 3        |            | 8     |       | 11  |
| 1100 to 1200                       |            | 11       |            | 8     |       | 19  |
| 1200 to 1300                       |            | 8        |            | 6     |       | 14  |
| 1300 to 1400                       |            | 7        |            | 6     |       | 13  |
| 1400 to 1500                       |            | 10       |            | 6     |       | 16  |
| 1500 to 1515                       | 3          |          | 3          |       | 6     |     |
| 1515 to 1530                       | 4          | 10       | 1          | 8     | 5     | 18  |
| 1530 to 1545                       | 1          |          | 2          |       | 3     |     |
| 1545 to 1600                       | 2          |          | 2          |       | 4     |     |
| 1600 to 1615                       | 4          |          | 2          |       | 6     |     |
| 1615 to 1630                       | 1          | 13       | 2          | 8     | 3     | 21  |
| 1630 to 1645                       | 4          |          | 2          |       | 6     |     |
| 1645 to 1700                       | 4          |          | 2          |       | 6     |     |
| 1700 to 1715                       | 3          |          | 1          |       | 4     |     |
| 1715 to 1730                       | 4          | 15       | 4          | 10    | 8     | 25  |
| 1730 to 1745                       | 6          |          | 3          |       | 9     |     |
| 1745 to 1800                       | 2          |          | 2          |       | 4     |     |
| 1800 to 1900                       |            | 9        |            | 7     |       | 16  |
| 1900 to 2000                       |            | 6        |            | 6     |       | 12  |
| 2000 to 2100                       |            | 11       |            | 8     |       | 19  |
| 2100 to 2200                       |            | 5        |            | 5     |       | 10  |
| 2200 to 2300                       |            | 4        |            | 3     |       | 7   |
| 2300 to 2400                       |            | 4        |            | 2     |       | 6   |
| 24 Hr Total                        |            | 156      |            | 120   |       | 276 |
| 1630 to 1730                       |            | 15       |            | 9     |       | 24  |
| Peak Hour East<br>1645 to 1745     |            | 17       |            | 10    |       | 27  |
| Peak Hour West<br>1645 to 1745     |            | 17       |            | 10    |       | 27  |
| K Factor 1630 to 1730 in percent   |            |          |            | 8.7%  |       |     |
| D Factor for East Bound in percent |            |          |            | 63.0% |       |     |
| Entered                            |            | 06/03/15 |            |       |       |     |

62385  
H77313L3423

Traffic Volume at  
E. Homer St., East of S. Lenox Pl.

|               | East Bound |            |           |          |          | Wkday Avg. |
|---------------|------------|------------|-----------|----------|----------|------------|
|               | Monday     | Tuesday    | Wednesday | Thursday | Friday   |            |
|               | June 1     | June 2     | June 3    | June 4   | June 5   |            |
| 2400 to 0100  | 0          | 2          | 1         | 0        | 0        | 2          |
| 0100 to 0200  | 0          | 1          | 1         | 0        | 0        | 1          |
| 0200 to 0300  | 0          | 1          | 0         | 0        | 0        | 1          |
| 0300 to 0400  | 0          | 0          | 0         | 0        | 0        | 0          |
| 0400 to 0500  | 0          | 0          | 0         | 0        | 0        | 0          |
| 0500 to 0600  | 0          | 2          | 3         | 0        | 0        | 3          |
| 0600 to 0615  | 0          | 0          | 2         | 0        | 0        | 1          |
| 0615 to 0630  | 0          | 1          | 1         | 0        | 0        | 1          |
| 0630 to 0645  | 0          | 2          | 2         | 0        | 0        | 2          |
| 0645 to 0700  | 0          | 1          | 0         | 0        | 0        | 1          |
| 0700 to 0715  | 0          | 2          | 3         | 0        | 0        | 3          |
| 0715 to 0730  | 0          | 2          | 1         | 0        | 0        | 2          |
| 0730 to 0745  | 0          | 4          | 2         | 0        | 0        | 3          |
| 0745 to 0800  | 0          | 1          | 1         | 0        | 0        | 1          |
| 0800 to 0815  | 0          | 2          | 0         | 0        | 0        | 1          |
| 0815 to 0830  | 0          | 4          | 5         | 0        | 0        | 5          |
| 0830 to 0845  | 0          | 1          | 1         | 0        | 0        | 1          |
| 0845 to 0900  | 0          | 1          | 2         | 0        | 0        | 2          |
| 0900 to 1000  | 0          | 7          | 10        | 0        | 0        | 10         |
| 1000 to 1100  | 0          | 3          | 3         | 0        | 0        | 3          |
| 1100 to 1200  | 0          | 14         | 5         | 0        | 0        | 11         |
| 1200 to 1300  | 6          | 8          | 4         | 0        | 0        | 8          |
| 1300 to 1400  | 9          | 5          | 0         | 0        | 0        | 7          |
| 1400 to 1500  | 7          | 13         | 0         | 0        | 0        | 10         |
| 1500 to 1515  | 2          | 3          | 0         | 0        | 0        | 3          |
| 1515 to 1530  | 6          | 1          | 0         | 0        | 0        | 4          |
| 1530 to 1545  | 1          | 1          | 0         | 0        | 0        | 1          |
| 1545 to 1600  | 2          | 1          | 0         | 0        | 0        | 2          |
| 1600 to 1615  | 5          | 2          | 0         | 0        | 0        | 4          |
| 1615 to 1630  | 2          | 0          | 0         | 0        | 0        | 1          |
| 1630 to 1645  | 2          | 5          | 0         | 0        | 0        | 4          |
| 1645 to 1700  | 6          | 2          | 0         | 0        | 0        | 4          |
| 1700 to 1715  | 2          | 4          | 0         | 0        | 0        | 3          |
| 1715 to 1730  | 2          | 6          | 0         | 0        | 0        | 4          |
| 1730 to 1745  | 6          | 6          | 0         | 0        | 0        | 6          |
| 1745 to 1800  | 1          | 2          | 0         | 0        | 0        | 2          |
| 1800 to 1900  | 13         | 4          | 0         | 0        | 0        | 9          |
| 1900 to 2000  | 7          | 4          | 0         | 0        | 0        | 6          |
| 2000 to 2100  | 11         | 9          | 0         | 0        | 0        | 11         |
| 2100 to 2200  | 4          | 2          | 0         | 0        | 0        | 5          |
| 2200 to 2300  | 2          | 4          | 0         | 0        | 0        | 4          |
| 2300 to 2400  | 2          | 3          | 0         | 0        | 0        | 4          |
| <b>Totals</b> | <b>98</b>  | <b>136</b> | <b>47</b> | <b>0</b> | <b>0</b> | <b>156</b> |
| 1630 to 1730  | 12         | 17         | 0         | 0        | 0        | 15         |
| AM Peak Hr    | 0          | 08:30      | 08:30     | 0        | 0        |            |
| AM Count      | 0          | 11         | 8         | 0        | 0        |            |
| PM Peak Hr    | 17:45      | 17:45      | 0         | 0        | 0        |            |
| PM Peak       | 16         | 18         | 0         | 0        | 0        |            |

62385  
H77313L3423

Traffic Volume at  
E. Homer St., East of S. Lenox Pl.

|               | West Bound |           |           |          |          | Wkday Avg. |
|---------------|------------|-----------|-----------|----------|----------|------------|
|               | Monday     | Tuesday   | Wednesday | Thursday | Friday   |            |
|               | June 1     | June 2    | June 3    | June 4   | June 5   |            |
| 2400 to 0100  | 0          | 0         | 0         | 0        | 0        | 0          |
| 0100 to 0200  | 0          | 1         | 1         | 0        | 0        | 2          |
| 0200 to 0300  | 0          | 0         | 0         | 0        | 0        | 0          |
| 0300 to 0400  | 0          | 0         | 0         | 0        | 0        | 0          |
| 0400 to 0500  | 0          | 1         | 0         | 0        | 0        | 1          |
| 0500 to 0600  | 0          | 1         | 1         | 0        | 0        | 2          |
| 0600 to 0615  | 0          | 0         | 4         | 0        | 0        | 2          |
| 0615 to 0630  | 0          | 2         | 0         | 0        | 0        | 1          |
| 0630 to 0645  | 0          | 1         | 2         | 0        | 0        | 2          |
| 0645 to 0700  | 0          | 0         | 1         | 0        | 0        | 1          |
| 0700 to 0715  | 0          | 0         | 2         | 0        | 0        | 1          |
| 0715 to 0730  | 0          | 3         | 3         | 0        | 0        | 3          |
| 0730 to 0745  | 0          | 2         | 4         | 0        | 0        | 3          |
| 0745 to 0800  | 0          | 1         | 0         | 0        | 0        | 1          |
| 0800 to 0815  | 0          | 0         | 0         | 0        | 0        | 0          |
| 0815 to 0830  | 0          | 3         | 2         | 0        | 0        | 3          |
| 0830 to 0845  | 0          | 2         | 2         | 0        | 0        | 2          |
| 0845 to 0900  | 0          | 0         | 2         | 0        | 0        | 1          |
| 0900 to 1000  | 0          | 4         | 2         | 0        | 0        | 4          |
| 1000 to 1100  | 0          | 5         | 8         | 0        | 0        | 8          |
| 1100 to 1200  | 0          | 6         | 7         | 0        | 0        | 8          |
| 1200 to 1300  | 9          | 2         | 1         | 0        | 0        | 6          |
| 1300 to 1400  | 5          | 6         | 0         | 0        | 0        | 6          |
| 1400 to 1500  | 5          | 5         | 0         | 0        | 0        | 6          |
| 1500 to 1515  | 3          | 2         | 0         | 0        | 0        | 3          |
| 1515 to 1530  | 1          | 1         | 0         | 0        | 0        | 1          |
| 1530 to 1545  | 2          | 1         | 0         | 0        | 0        | 2          |
| 1545 to 1600  | 1          | 2         | 0         | 0        | 0        | 2          |
| 1600 to 1615  | 1          | 3         | 0         | 0        | 0        | 2          |
| 1615 to 1630  | 2          | 1         | 0         | 0        | 0        | 2          |
| 1630 to 1645  | 1          | 2         | 0         | 0        | 0        | 2          |
| 1645 to 1700  | 2          | 1         | 0         | 0        | 0        | 2          |
| 1700 to 1715  | 1          | 0         | 0         | 0        | 0        | 1          |
| 1715 to 1730  | 4          | 3         | 0         | 0        | 0        | 4          |
| 1730 to 1745  | 4          | 2         | 0         | 0        | 0        | 3          |
| 1745 to 1800  | 0          | 3         | 0         | 0        | 0        | 2          |
| 1800 to 1900  | 6          | 6         | 0         | 0        | 0        | 7          |
| 1900 to 2000  | 3          | 7         | 0         | 0        | 0        | 6          |
| 2000 to 2100  | 8          | 7         | 0         | 0        | 0        | 8          |
| 2100 to 2200  | 5          | 3         | 0         | 0        | 0        | 5          |
| 2200 to 2300  | 2          | 3         | 0         | 0        | 0        | 3          |
| 2300 to 2400  | 2          | 2         | 0         | 0        | 0        | 2          |
| <b>Totals</b> | <b>67</b>  | <b>94</b> | <b>42</b> | <b>0</b> | <b>0</b> | <b>120</b> |
| 1630 to 1730  | 8          | 6         | 0         | 0        | 0        | 9          |
| AM Peak Hr    | 0          | 08:00     | 07:45     | 0        | 0        |            |
| AM Count      | 0          | 6         | 10        | 0        | 0        |            |
| PM Peak Hr    | 17:45      | 16:45     | 0         | 0        | 0        |            |
| PM Peak       | 11         | 8         | 0         | 0        | 0        |            |

62384  
H77314L3423

Traffic Volume at E. Homer St., West of S. Lenox Pl.

Monday Jun 1, 2015

|                                    | East Bound |    | West Bound |    | Total |    |
|------------------------------------|------------|----|------------|----|-------|----|
| 2400 to 0100                       |            | 5  |            | 1  |       | 6  |
| 0100 to 0200                       |            | 1  |            | 2  |       | 3  |
| 0200 to 0300                       |            | 1  |            | 0  |       | 1  |
| 0300 to 0400                       |            | 1  |            | 0  |       | 1  |
| 0400 to 0500                       |            | 1  |            | 2  |       | 3  |
| 0500 to 0600                       |            | 3  |            | 4  |       | 7  |
| 0600 to 0615                       | 0          |    | 1          |    | 1     |    |
| 0615 to 0630                       | 2          | 5  | 4          | 7  | 6     | 12 |
| 0630 to 0645                       | 2          |    | 1          |    | 3     |    |
| 0645 to 0700                       | 1          |    | 1          |    | 2     |    |
| 0700 to 0715                       | 2          |    | 7          |    | 9     |    |
| 0715 to 0730                       | 2          | 11 | 3          | 15 | 5     | 26 |
| 0730 to 0745                       | 5          |    | 4          |    | 9     |    |
| 0745 to 0800                       | 2          |    | 1          |    | 3     |    |
| 0800 to 0815                       | 3          |    | 4          |    | 7     |    |
| 0815 to 0830                       | 6          | 14 | 4          | 13 | 10    | 27 |
| 0830 to 0845                       | 2          |    | 2          |    | 4     |    |
| 0845 to 0900                       | 3          |    | 3          |    | 6     |    |
| 0900 to 1000                       |            | 12 |            | 8  |       | 20 |
| 1000 to 1100                       |            | 7  |            | 16 |       | 23 |
| 1100 to 1200                       |            | 17 |            | 15 |       | 32 |
| 1200 to 1300                       |            | 12 |            | 12 |       | 24 |
| 1300 to 1400                       |            | 16 |            | 12 |       | 28 |
| 1400 to 1500                       |            | 16 |            | 11 |       | 27 |
| 1500 to 1515                       | 4          |    | 3          |    | 7     |    |
| 1515 to 1530                       | 7          | 16 | 2          | 12 | 9     | 28 |
| 1530 to 1545                       | 2          |    | 3          |    | 5     |    |
| 1545 to 1600                       | 3          |    | 4          |    | 7     |    |
| 1600 to 1615                       | 3          |    | 2          |    | 5     |    |
| 1615 to 1630                       | 3          | 16 | 4          | 9  | 7     | 25 |
| 1630 to 1645                       | 7          |    | 1          |    | 8     |    |
| 1645 to 1700                       | 3          |    | 2          |    | 5     |    |
| 1700 to 1715                       | 5          |    | 3          |    | 8     |    |
| 1715 to 1730                       | 5          | 25 | 4          | 14 | 9     | 39 |
| 1730 to 1745                       | 8          |    | 3          |    | 11    |    |
| 1745 to 1800                       | 7          |    | 4          |    | 11    |    |
| 1800 to 1900                       |            | 19 |            | 6  |       | 25 |
| 1900 to 2000                       |            | 17 |            | 11 |       | 28 |
| 2000 to 2100                       |            | 14 |            | 11 |       | 25 |
| 2100 to 2200                       |            | 11 |            | 9  |       | 20 |
| 2200 to 2300                       |            | 8  |            | 4  |       | 12 |
| 2300 to 2400                       |            | 3  |            | 2  |       | 5  |
| 24 Hr Total                        | 251        |    | 196        |    | 447   |    |
| 1630 to 1730                       | 20         |    | 10         |    | 30    |    |
| Peak Hour East<br>1700 to 1800     | 25         |    | 14         |    | 39    |    |
| Peak Hour West<br>0645 to 0745     | 10         |    | 15         |    | 25    |    |
| K Factor 1630 to 1730 in percent   |            |    | 6.7%       |    |       |    |
| D Factor for East Bound in percent |            |    | 64.1%      |    |       |    |
| Entered                            | 06/03/15   |    |            |    |       |    |

62384  
H77314L3423

Traffic Volume at  
E. Homer St., West of S. Lenox Pl.

|              | East Bound |         |           |          |        | Wkday Avg. |
|--------------|------------|---------|-----------|----------|--------|------------|
|              | Monday     | Tuesday | Wednesday | Thursday | Friday |            |
|              | June 1     | June 2  | June 3    | June 4   | June 5 |            |
| 2400 to 0100 | 0          | 3       | 5         | 0        | 0      | 5          |
| 0100 to 0200 | 0          | 2       | 0         | 0        | 0      | 1          |
| 0200 to 0300 | 0          | 0       | 2         | 0        | 0      | 1          |
| 0300 to 0400 | 0          | 0       | 2         | 0        | 0      | 1          |
| 0400 to 0500 | 0          | 2       | 0         | 0        | 0      | 1          |
| 0500 to 0600 | 0          | 3       | 2         | 0        | 0      | 3          |
| 0600 to 0615 | 0          | 0       | 0         | 0        | 0      | 0          |
| 0615 to 0630 | 0          | 1       | 2         | 0        | 0      | 2          |
| 0630 to 0645 | 0          | 2       | 2         | 0        | 0      | 2          |
| 0645 to 0700 | 0          | 0       | 2         | 0        | 0      | 1          |
| 0700 to 0715 | 0          | 3       | 1         | 0        | 0      | 2          |
| 0715 to 0730 | 0          | 1       | 3         | 0        | 0      | 2          |
| 0730 to 0745 | 0          | 4       | 6         | 0        | 0      | 5          |
| 0745 to 0800 | 0          | 1       | 2         | 0        | 0      | 2          |
| 0800 to 0815 | 0          | 2       | 4         | 0        | 0      | 3          |
| 0815 to 0830 | 0          | 6       | 6         | 0        | 0      | 6          |
| 0830 to 0845 | 0          | 2       | 2         | 0        | 0      | 2          |
| 0845 to 0900 | 0          | 3       | 2         | 0        | 0      | 3          |
| 0900 to 1000 | 0          | 19      | 1         | 0        | 0      | 12         |
| 1000 to 1100 | 0          | 3       | 8         | 0        | 0      | 7          |
| 1100 to 1200 | 0          | 21      | 11        | 0        | 0      | 17         |
| 1200 to 1300 | 11         | 11      | 0         | 0        | 0      | 12         |
| 1300 to 1400 | 19         | 12      | 0         | 0        | 0      | 16         |
| 1400 to 1500 | 12         | 19      | 0         | 0        | 0      | 16         |
| 1500 to 1515 | 3          | 4       | 0         | 0        | 0      | 4          |
| 1515 to 1530 | 5          | 8       | 0         | 0        | 0      | 7          |
| 1530 to 1545 | 2          | 2       | 0         | 0        | 0      | 2          |
| 1545 to 1600 | 2          | 3       | 0         | 0        | 0      | 3          |
| 1600 to 1615 | 3          | 3       | 0         | 0        | 0      | 3          |
| 1615 to 1630 | 4          | 2       | 0         | 0        | 0      | 3          |
| 1630 to 1645 | 5          | 8       | 0         | 0        | 0      | 7          |
| 1645 to 1700 | 2          | 3       | 0         | 0        | 0      | 3          |
| 1700 to 1715 | 3          | 6       | 0         | 0        | 0      | 5          |
| 1715 to 1730 | 3          | 6       | 0         | 0        | 0      | 5          |
| 1730 to 1745 | 6          | 10      | 0         | 0        | 0      | 8          |
| 1745 to 1800 | 9          | 4       | 0         | 0        | 0      | 7          |
| 1800 to 1900 | 17         | 19      | 0         | 0        | 0      | 19         |
| 1900 to 2000 | 19         | 13      | 0         | 0        | 0      | 17         |
| 2000 to 2100 | 15         | 13      | 0         | 0        | 0      | 14         |
| 2100 to 2200 | 12         | 8       | 0         | 0        | 0      | 11         |
| 2200 to 2300 | 11         | 3       | 0         | 0        | 0      | 8          |
| 2300 to 2400 | 2          | 2       | 0         | 0        | 0      | 3          |
| Totals       | 165        | 237     | 63        | 0        | 0      | 251        |
| 1630 to 1730 | 13         | 23      | 0         | 0        | 0      | 20         |
| AM Peak Hr   | 0          | 08:30   | 08:30     | 0        | 0      |            |
| AM Count     | 0          | 13      | 18        | 0        | 0      |            |
| PM Peak Hr   | 18:00      | 18:00   | 0         | 0        | 0      |            |
| PM Peak      | 21         | 26      | 0         | 0        | 0      |            |

62384  
H77314L3423

Traffic Volume at  
E. Homer St., West of S. Lenox Pl.

|               | West Bound |            |           |          |          | Wkday Avg. |
|---------------|------------|------------|-----------|----------|----------|------------|
|               | Monday     | Tuesday    | Wednesday | Thursday | Friday   |            |
|               | June 1     | June 2     | June 3    | June 4   | June 5   |            |
| 2400 to 0100  | 0          | 0          | 1         | 0        | 0        | 1          |
| 0100 to 0200  | 0          | 1          | 1         | 0        | 0        | 2          |
| 0200 to 0300  | 0          | 0          | 0         | 0        | 0        | 0          |
| 0300 to 0400  | 0          | 0          | 0         | 0        | 0        | 0          |
| 0400 to 0500  | 0          | 1          | 1         | 0        | 0        | 2          |
| 0500 to 0600  | 0          | 2          | 5         | 0        | 0        | 4          |
| 0600 to 0615  | 0          | 0          | 1         | 0        | 0        | 1          |
| 0615 to 0630  | 0          | 2          | 5         | 0        | 0        | 4          |
| 0630 to 0645  | 0          | 1          | 1         | 0        | 0        | 1          |
| 0645 to 0700  | 0          | 1          | 1         | 0        | 0        | 1          |
| 0700 to 0715  | 0          | 6          | 7         | 0        | 0        | 7          |
| 0715 to 0730  | 0          | 4          | 2         | 0        | 0        | 3          |
| 0730 to 0745  | 0          | 6          | 2         | 0        | 0        | 4          |
| 0745 to 0800  | 0          | 2          | 0         | 0        | 0        | 1          |
| 0800 to 0815  | 0          | 1          | 6         | 0        | 0        | 4          |
| 0815 to 0830  | 0          | 3          | 4         | 0        | 0        | 4          |
| 0830 to 0845  | 0          | 1          | 3         | 0        | 0        | 2          |
| 0845 to 0900  | 0          | 2          | 3         | 0        | 0        | 3          |
| 0900 to 1000  | 0          | 6          | 9         | 0        | 0        | 8          |
| 1000 to 1100  | 0          | 8          | 22        | 0        | 0        | 16         |
| 1100 to 1200  | 0          | 14         | 14        | 0        | 0        | 15         |
| 1200 to 1300  | 16         | 7          | 0         | 0        | 0        | 12         |
| 1300 to 1400  | 9          | 11         | 0         | 0        | 0        | 12         |
| 1400 to 1500  | 10         | 10         | 0         | 0        | 0        | 11         |
| 1500 to 1515  | 2          | 3          | 0         | 0        | 0        | 3          |
| 1515 to 1530  | 1          | 3          | 0         | 0        | 0        | 2          |
| 1530 to 1545  | 3          | 3          | 0         | 0        | 0        | 3          |
| 1545 to 1600  | 3          | 4          | 0         | 0        | 0        | 4          |
| 1600 to 1615  | 2          | 2          | 0         | 0        | 0        | 2          |
| 1615 to 1630  | 5          | 3          | 0         | 0        | 0        | 4          |
| 1630 to 1645  | 1          | 1          | 0         | 0        | 0        | 1          |
| 1645 to 1700  | 2          | 1          | 0         | 0        | 0        | 2          |
| 1700 to 1715  | 2          | 3          | 0         | 0        | 0        | 3          |
| 1715 to 1730  | 3          | 4          | 0         | 0        | 0        | 4          |
| 1730 to 1745  | 4          | 2          | 0         | 0        | 0        | 3          |
| 1745 to 1800  | 1          | 6          | 0         | 0        | 0        | 4          |
| 1800 to 1900  | 5          | 6          | 0         | 0        | 0        | 6          |
| 1900 to 2000  | 9          | 11         | 0         | 0        | 0        | 11         |
| 2000 to 2100  | 11         | 8          | 0         | 0        | 0        | 11         |
| 2100 to 2200  | 8          | 8          | 0         | 0        | 0        | 9          |
| 2200 to 2300  | 5          | 2          | 0         | 0        | 0        | 4          |
| 2300 to 2400  | 2          | 1          | 0         | 0        | 0        | 2          |
| <b>Totals</b> | <b>104</b> | <b>160</b> | <b>88</b> | <b>0</b> | <b>0</b> | <b>196</b> |
| 1630 to 1730  | 8          | 9          | 0         | 0        | 0        | 10         |
| AM Peak Hr    | 0          | 08:00      | 09:00     | 0        | 0        |            |
| AM Count      | 0          | 18         | 16        | 0        | 0        |            |
| PM Peak Hr    | 16:30      | 18:00      | 0         | 0        | 0        |            |
| PM Peak       | 13         | 15         | 0         | 0        | 0        |            |



Monday Jun 1, 2015

|                                     | North Bound |          | South Bound |       | Total |     |
|-------------------------------------|-------------|----------|-------------|-------|-------|-----|
| 2400 to 0100                        |             | 0        |             | 2     |       | 2   |
| 0100 to 0200                        |             | 0        |             | 1     |       | 1   |
| 0200 to 0300                        |             | 0        |             | 1     |       | 1   |
| 0300 to 0400                        |             | 0        |             | 1     |       | 1   |
| 0400 to 0500                        |             | 0        |             | 0     |       | 0   |
| 0500 to 0600                        |             | 2        |             | 3     |       | 5   |
| 0600 to 0615                        | 1           |          | 2           |       | 3     |     |
| 0615 to 0630                        | 2           | 6        | 3           | 11    | 5     | 17  |
| 0630 to 0645                        | 1           |          | 1           |       | 2     |     |
| 0645 to 0700                        | 2           |          | 5           |       | 7     |     |
| 0700 to 0715                        | 3           |          | 4           |       | 7     |     |
| 0715 to 0730                        | 2           | 7        | 3           | 12    | 5     | 19  |
| 0730 to 0745                        | 1           |          | 3           |       | 4     |     |
| 0745 to 0800                        | 1           |          | 2           |       | 3     |     |
| 0800 to 0815                        | 0           |          | 2           |       | 2     |     |
| 0815 to 0830                        | 1           | 6        | 2           | 14    | 3     | 20  |
| 0830 to 0845                        | 2           |          | 5           |       | 7     |     |
| 0845 to 0900                        | 3           |          | 5           |       | 8     |     |
| 0900 to 1000                        |             | 6        |             | 9     |       | 15  |
| 1000 to 1100                        |             | 5        |             | 7     |       | 12  |
| 1100 to 1200                        |             | 6        |             | 11    |       | 17  |
| 1200 to 1300                        |             | 7        |             | 11    |       | 18  |
| 1300 to 1400                        |             | 4        |             | 10    |       | 14  |
| 1400 to 1500                        |             | 5        |             | 10    |       | 15  |
| 1500 to 1515                        | 0           |          | 4           |       | 4     |     |
| 1515 to 1530                        | 2           | 4        | 4           | 14    | 6     | 18  |
| 1530 to 1545                        | 1           |          | 3           |       | 4     |     |
| 1545 to 1600                        | 1           |          | 3           |       | 4     |     |
| 1600 to 1615                        | 1           |          | 4           |       | 5     |     |
| 1615 to 1630                        | 1           | 3        | 3           | 14    | 4     | 17  |
| 1630 to 1645                        | 1           |          | 5           |       | 6     |     |
| 1645 to 1700                        | 0           |          | 2           |       | 2     |     |
| 1700 to 1715                        | 2           |          | 8           |       | 10    |     |
| 1715 to 1730                        | 2           | 7        | 8           | 22    | 10    | 29  |
| 1730 to 1745                        | 2           |          | 3           |       | 5     |     |
| 1745 to 1800                        | 1           |          | 3           |       | 4     |     |
| 1800 to 1900                        |             | 7        |             | 18    |       | 25  |
| 1900 to 2000                        |             | 9        |             | 10    |       | 19  |
| 2000 to 2100                        |             | 3        |             | 6     |       | 9   |
| 2100 to 2200                        |             | 4        |             | 9     |       | 13  |
| 2200 to 2300                        |             | 2        |             | 10    |       | 12  |
| 2300 to 2400                        |             | 2        |             | 2     |       | 4   |
| 24 Hr Total                         |             | 95       |             | 208   |       | 303 |
| 1630 to 1730                        |             | 5        |             | 23    |       | 28  |
| Peak Hour North<br>0615 to 0715     |             | 8        |             | 13    |       | 21  |
| Peak Hour South<br>1630 to 1730     |             | 5        |             | 23    |       | 28  |
| K Factor 1630 to 1730 in percent    |             |          |             | 9.2%  |       |     |
| D Factor for South Bound in percent |             |          |             | 82.1% |       |     |
| Entered                             |             | 06/03/15 |             |       |       |     |

62382  
L34231H7731

Traffic Volume at  
S. Lenox Pl., North of E. Homer St.

|               | North Bound |           |           |          |          | Wkday Avg. |
|---------------|-------------|-----------|-----------|----------|----------|------------|
|               | Monday      | Tuesday   | Wednesday | Thursday | Friday   |            |
|               | June 1      | June 2    | June 3    | June 4   | June 5   |            |
| 2400 to 0100  | 0           | 0         | 0         | 0        | 0        | 0          |
| 0100 to 0200  | 0           | 0         | 0         | 0        | 0        | 0          |
| 0200 to 0300  | 0           | 0         | 0         | 0        | 0        | 0          |
| 0300 to 0400  | 0           | 0         | 0         | 0        | 0        | 0          |
| 0400 to 0500  | 0           | 0         | 0         | 0        | 0        | 0          |
| 0500 to 0600  | 0           | 0         | 2         | 0        | 0        | 2          |
| 0600 to 0615  | 0           | 1         | 1         | 0        | 0        | 1          |
| 0615 to 0630  | 0           | 3         | 0         | 0        | 0        | 2          |
| 0630 to 0645  | 0           | 2         | 0         | 0        | 0        | 1          |
| 0645 to 0700  | 0           | 3         | 1         | 0        | 0        | 2          |
| 0700 to 0715  | 0           | 2         | 4         | 0        | 0        | 3          |
| 0715 to 0730  | 0           | 2         | 1         | 0        | 0        | 2          |
| 0730 to 0745  | 0           | 1         | 0         | 0        | 0        | 1          |
| 0745 to 0800  | 0           | 1         | 1         | 0        | 0        | 1          |
| 0800 to 0815  | 0           | 0         | 0         | 0        | 0        | 0          |
| 0815 to 0830  | 0           | 2         | 0         | 0        | 0        | 1          |
| 0830 to 0845  | 0           | 2         | 2         | 0        | 0        | 2          |
| 0845 to 0900  | 0           | 2         | 4         | 0        | 0        | 3          |
| 0900 to 1000  | 0           | 6         | 4         | 0        | 0        | 6          |
| 1000 to 1100  | 0           | 3         | 5         | 0        | 0        | 5          |
| 1100 to 1200  | 5           | 5         | 2         | 0        | 0        | 6          |
| 1200 to 1300  | 8           | 3         | 0         | 0        | 0        | 7          |
| 1300 to 1400  | 3           | 3         | 0         | 0        | 0        | 4          |
| 1400 to 1500  | 6           | 2         | 0         | 0        | 0        | 5          |
| 1500 to 1515  | 0           | 0         | 0         | 0        | 0        | 0          |
| 1515 to 1530  | 2           | 1         | 0         | 0        | 0        | 2          |
| 1530 to 1545  | 1           | 0         | 0         | 0        | 0        | 1          |
| 1545 to 1600  | 1           | 0         | 0         | 0        | 0        | 1          |
| 1600 to 1615  | 0           | 1         | 0         | 0        | 0        | 1          |
| 1615 to 1630  | 0           | 2         | 0         | 0        | 0        | 1          |
| 1630 to 1645  | 1           | 1         | 0         | 0        | 0        | 1          |
| 1645 to 1700  | 0           | 0         | 0         | 0        | 0        | 0          |
| 1700 to 1715  | 0           | 3         | 0         | 0        | 0        | 2          |
| 1715 to 1730  | 2           | 1         | 0         | 0        | 0        | 2          |
| 1730 to 1745  | 3           | 0         | 0         | 0        | 0        | 2          |
| 1745 to 1800  | 1           | 1         | 0         | 0        | 0        | 1          |
| 1800 to 1900  | 6           | 5         | 0         | 0        | 0        | 7          |
| 1900 to 2000  | 11          | 4         | 0         | 0        | 0        | 9          |
| 2000 to 2100  | 3           | 0         | 0         | 0        | 0        | 3          |
| 2100 to 2200  | 3           | 2         | 0         | 0        | 0        | 4          |
| 2200 to 2300  | 3           | 0         | 0         | 0        | 0        | 2          |
| 2300 to 2400  | 2           | 0         | 0         | 0        | 0        | 2          |
| <b>Totals</b> | <b>61</b>   | <b>64</b> | <b>27</b> | <b>0</b> | <b>0</b> | <b>95</b>  |
| 1630 to 1730  | 3           | 5         | 0         | 0        | 0        | 5          |
| AM Peak Hr    | 0           | 07:15     | 07:30     | 0        | 0        |            |
| AM Count      | 0           | 10        | 6         | 0        | 0        |            |
| PM Peak Hr    | 18:00       | 17:15     | 0         | 0        | 0        |            |
| PM Peak       | 6           | 6         | 0         | 0        | 0        |            |

62382  
L34231H7731

Traffic Volume at  
S. Lenox Pl., North of E. Homer St.

|               | South Bound |            |           |          |          | Wkday Avg. |
|---------------|-------------|------------|-----------|----------|----------|------------|
|               | Monday      | Tuesday    | Wednesday | Thursday | Friday   |            |
|               | June 1      | June 2     | June 3    | June 4   | June 5   |            |
| 2400 to 0100  | 0           | 1          | 2         | 0        | 0        | 2          |
| 0100 to 0200  | 0           | 0          | 1         | 0        | 0        | 1          |
| 0200 to 0300  | 0           | 1          | 0         | 0        | 0        | 1          |
| 0300 to 0400  | 0           | 1          | 0         | 0        | 0        | 1          |
| 0400 to 0500  | 0           | 0          | 0         | 0        | 0        | 0          |
| 0500 to 0600  | 0           | 3          | 3         | 0        | 0        | 3          |
| 0600 to 0615  | 0           | 2          | 1         | 0        | 0        | 2          |
| 0615 to 0630  | 0           | 4          | 2         | 0        | 0        | 3          |
| 0630 to 0645  | 0           | 1          | 1         | 0        | 0        | 1          |
| 0645 to 0700  | 0           | 5          | 4         | 0        | 0        | 5          |
| 0700 to 0715  | 0           | 1          | 6         | 0        | 0        | 4          |
| 0715 to 0730  | 0           | 4          | 1         | 0        | 0        | 3          |
| 0730 to 0745  | 0           | 3          | 2         | 0        | 0        | 3          |
| 0745 to 0800  | 0           | 2          | 1         | 0        | 0        | 2          |
| 0800 to 0815  | 0           | 2          | 2         | 0        | 0        | 2          |
| 0815 to 0830  | 0           | 3          | 0         | 0        | 0        | 2          |
| 0830 to 0845  | 0           | 3          | 6         | 0        | 0        | 5          |
| 0845 to 0900  | 0           | 3          | 6         | 0        | 0        | 5          |
| 0900 to 1000  | 0           | 6          | 9         | 0        | 0        | 9          |
| 1000 to 1100  | 0           | 8          | 6         | 0        | 0        | 7          |
| 1100 to 1200  | 5           | 16         | 6         | 0        | 0        | 11         |
| 1200 to 1300  | 10          | 9          | 0         | 0        | 0        | 11         |
| 1300 to 1400  | 6           | 13         | 0         | 0        | 0        | 10         |
| 1400 to 1500  | 7           | 10         | 0         | 0        | 0        | 10         |
| 1500 to 1515  | 4           | 4          | 0         | 0        | 0        | 4          |
| 1515 to 1530  | 3           | 4          | 0         | 0        | 0        | 4          |
| 1530 to 1545  | 2           | 3          | 0         | 0        | 0        | 3          |
| 1545 to 1600  | 2           | 4          | 0         | 0        | 0        | 3          |
| 1600 to 1615  | 6           | 2          | 0         | 0        | 0        | 4          |
| 1615 to 1630  | 2           | 4          | 0         | 0        | 0        | 3          |
| 1630 to 1645  | 5           | 4          | 0         | 0        | 0        | 5          |
| 1645 to 1700  | 3           | 0          | 0         | 0        | 0        | 2          |
| 1700 to 1715  | 4           | 11         | 0         | 0        | 0        | 8          |
| 1715 to 1730  | 10          | 5          | 0         | 0        | 0        | 8          |
| 1730 to 1745  | 4           | 1          | 0         | 0        | 0        | 3          |
| 1745 to 1800  | 2           | 4          | 0         | 0        | 0        | 3          |
| 1800 to 1900  | 17          | 18         | 0         | 0        | 0        | 18         |
| 1900 to 2000  | 7           | 13         | 0         | 0        | 0        | 10         |
| 2000 to 2100  | 9           | 3          | 0         | 0        | 0        | 6          |
| 2100 to 2200  | 8           | 8          | 0         | 0        | 0        | 9          |
| 2200 to 2300  | 7           | 11         | 0         | 0        | 0        | 10         |
| 2300 to 2400  | 2           | 1          | 0         | 0        | 0        | 2          |
| <b>Totals</b> | <b>125</b>  | <b>201</b> | <b>59</b> | <b>0</b> | <b>0</b> | <b>208</b> |
| 1630 to 1730  | 22          | 20         | 0         | 0        | 0        | 23         |
| AM Peak Hr    | 0           | 07:45      | 09:00     | 0        | 0        |            |
| AM Count      | 0           | 13         | 14        | 0        | 0        |            |
| PM Peak Hr    | 17:30       | 18:00      | 0         | 0        | 0        |            |
| PM Peak       | 22          | 21         | 0         | 0        | 0        |            |

Monday Jun 1, 2015

|                                     | North Bound |          | South Bound |       | Total |     |    |
|-------------------------------------|-------------|----------|-------------|-------|-------|-----|----|
| 2400 to 0100                        |             | 0        |             | 5     |       | 5   |    |
| 0100 to 0200                        |             | 1        |             | 3     |       | 4   |    |
| 0200 to 0300                        |             | 0        |             | 1     |       | 1   |    |
| 0300 to 0400                        |             | 0        |             | 1     |       | 1   |    |
| 0400 to 0500                        |             | 2        |             | 3     |       | 5   |    |
| 0500 to 0600                        |             | 5        |             | 6     |       | 11  |    |
| 0600 to 0615                        | 2           |          |             | 5     |       | 7   |    |
| 0615 to 0630                        | 3           | 9        |             | 7     | 22    | 10  | 31 |
| 0630 to 0645                        | 1           |          |             | 4     |       | 5   |    |
| 0645 to 0700                        | 3           |          |             | 6     |       | 9   |    |
| 0700 to 0715                        | 5           |          |             | 4     |       | 9   |    |
| 0715 to 0730                        | 3           | 12       |             | 10    | 26    | 13  | 38 |
| 0730 to 0745                        | 3           |          |             | 8     |       | 11  |    |
| 0745 to 0800                        | 1           |          |             | 4     |       | 5   |    |
| 0800 to 0815                        | 1           |          |             | 7     |       | 8   |    |
| 0815 to 0830                        | 3           | 11       |             | 5     | 27    | 8   | 38 |
| 0830 to 0845                        | 2           |          |             | 6     |       | 8   |    |
| 0845 to 0900                        | 5           |          |             | 9     |       | 14  |    |
| 0900 to 1000                        |             | 12       |             | 24    |       | 36  |    |
| 1000 to 1100                        |             | 8        |             | 11    |       | 19  |    |
| 1100 to 1200                        |             | 15       |             | 18    |       | 33  |    |
| 1200 to 1300                        |             | 8        |             | 19    |       | 27  |    |
| 1300 to 1400                        |             | 10       |             | 25    |       | 35  |    |
| 1400 to 1500                        |             | 14       |             | 29    |       | 43  |    |
| 1500 to 1515                        | 4           |          |             | 6     |       | 10  |    |
| 1515 to 1530                        | 4           | 15       |             | 12    | 30    | 16  | 45 |
| 1530 to 1545                        | 3           |          |             | 5     |       | 8   |    |
| 1545 to 1600                        | 4           |          |             | 7     |       | 11  |    |
| 1600 to 1615                        | 3           |          |             | 6     |       | 9   |    |
| 1615 to 1630                        | 3           | 15       |             | 6     | 27    | 9   | 42 |
| 1630 to 1645                        | 5           |          |             | 8     |       | 13  |    |
| 1645 to 1700                        | 4           |          |             | 7     |       | 11  |    |
| 1700 to 1715                        | 2           |          |             | 13    |       | 15  |    |
| 1715 to 1730                        | 7           | 13       |             | 21    | 52    | 28  | 65 |
| 1730 to 1745                        | 3           |          |             | 12    |       | 15  |    |
| 1745 to 1800                        | 1           |          |             | 6     |       | 7   |    |
| 1800 to 1900                        |             | 9        |             | 36    |       | 45  |    |
| 1900 to 2000                        |             | 16       |             | 32    |       | 48  |    |
| 2000 to 2100                        |             | 10       |             | 24    |       | 34  |    |
| 2100 to 2200                        |             | 5        |             | 20    |       | 25  |    |
| 2200 to 2300                        |             | 4        |             | 11    |       | 15  |    |
| 2300 to 2400                        |             | 2        |             | 6     |       | 8   |    |
| 24 Hr Total                         |             | 196      |             | 458   |       | 654 |    |
| 1630 to 1730                        |             | 18       |             | 49    |       | 67  |    |
| Peak Hour North<br>1630 to 1730     |             | 18       |             | 49    |       | 67  |    |
| Peak Hour South<br>1645 to 1745     |             | 16       |             | 53    |       | 69  |    |
| K Factor 1630 to 1730 in percent    |             |          |             | 10.2% |       |     |    |
| D Factor for South Bound in percent |             |          |             | 76.8% |       |     |    |
| Entered                             |             | 06/03/15 |             |       |       |     |    |

62383  
L34232H7731

Traffic Volume at  
S. Lenox Pl., South of E. Homer St.

|               | North Bound |            |           |          |          | Wkday Avg. |
|---------------|-------------|------------|-----------|----------|----------|------------|
|               | Monday      | Tuesday    | Wednesday | Thursday | Friday   |            |
|               | June 1      | June 2     | June 3    | June 4   | June 5   |            |
| 2400 to 0100  | 0           | 0          | 0         | 0        | 0        | 0          |
| 0100 to 0200  | 0           | 1          | 0         | 0        | 0        | 1          |
| 0200 to 0300  | 0           | 0          | 0         | 0        | 0        | 0          |
| 0300 to 0400  | 0           | 0          | 0         | 0        | 0        | 0          |
| 0400 to 0500  | 0           | 2          | 0         | 0        | 0        | 2          |
| 0500 to 0600  | 0           | 3          | 4         | 0        | 0        | 5          |
| 0600 to 0615  | 0           | 2          | 1         | 0        | 0        | 2          |
| 0615 to 0630  | 0           | 3          | 2         | 0        | 0        | 3          |
| 0630 to 0645  | 0           | 2          | 0         | 0        | 0        | 1          |
| 0645 to 0700  | 0           | 4          | 2         | 0        | 0        | 3          |
| 0700 to 0715  | 0           | 3          | 7         | 0        | 0        | 5          |
| 0715 to 0730  | 0           | 5          | 1         | 0        | 0        | 3          |
| 0730 to 0745  | 0           | 5          | 0         | 0        | 0        | 3          |
| 0745 to 0800  | 0           | 1          | 0         | 0        | 0        | 1          |
| 0800 to 0815  | 0           | 1          | 1         | 0        | 0        | 1          |
| 0815 to 0830  | 0           | 5          | 0         | 0        | 0        | 3          |
| 0830 to 0845  | 0           | 2          | 2         | 0        | 0        | 2          |
| 0845 to 0900  | 0           | 3          | 7         | 0        | 0        | 5          |
| 0900 to 1000  | 0           | 9          | 13        | 0        | 0        | 12         |
| 1000 to 1100  | 0           | 7          | 7         | 0        | 0        | 8          |
| 1100 to 1200  | 0           | 14         | 6         | 0        | 0        | 15         |
| 1200 to 1300  | 7           | 7          | 0         | 0        | 0        | 8          |
| 1300 to 1400  | 9           | 10         | 0         | 0        | 0        | 10         |
| 1400 to 1500  | 15          | 10         | 0         | 0        | 0        | 14         |
| 1500 to 1515  | 6           | 1          | 0         | 0        | 0        | 4          |
| 1515 to 1530  | 4           | 4          | 0         | 0        | 0        | 4          |
| 1530 to 1545  | 4           | 2          | 0         | 0        | 0        | 3          |
| 1545 to 1600  | 3           | 4          | 0         | 0        | 0        | 4          |
| 1600 to 1615  | 2           | 4          | 0         | 0        | 0        | 3          |
| 1615 to 1630  | 2           | 3          | 0         | 0        | 0        | 3          |
| 1630 to 1645  | 6           | 4          | 0         | 0        | 0        | 5          |
| 1645 to 1700  | 5           | 2          | 0         | 0        | 0        | 4          |
| 1700 to 1715  | 0           | 4          | 0         | 0        | 0        | 2          |
| 1715 to 1730  | 4           | 10         | 0         | 0        | 0        | 7          |
| 1730 to 1745  | 3           | 2          | 0         | 0        | 0        | 3          |
| 1745 to 1800  | 2           | 0          | 0         | 0        | 0        | 1          |
| 1800 to 1900  | 9           | 9          | 0         | 0        | 0        | 9          |
| 1900 to 2000  | 15          | 15         | 0         | 0        | 0        | 16         |
| 2000 to 2100  | 10          | 9          | 0         | 0        | 0        | 10         |
| 2100 to 2200  | 4           | 5          | 0         | 0        | 0        | 5          |
| 2200 to 2300  | 4           | 3          | 0         | 0        | 0        | 4          |
| 2300 to 2400  | 2           | 0          | 0         | 0        | 0        | 2          |
| <b>Totals</b> | <b>116</b>  | <b>180</b> | <b>53</b> | <b>0</b> | <b>0</b> | <b>196</b> |
| 1630 to 1730  | 15          | 20         | 0         | 0        | 0        | 18         |
| AM Peak Hr    | 0           | 07:45      | 07:15     | 0        | 0        |            |
| AM Count      | 0           | 17         | 11        | 0        | 0        |            |
| PM Peak Hr    | 16:00       | 17:30      | 0         | 0        | 0        |            |
| PM Peak       | 17          | 20         | 0         | 0        | 0        |            |

62383  
L34232H7731

Traffic Volume at  
S. Lenox Pl., South of E. Homer St.

|               | South Bound |            |            |          |          | Wkday Avg. |
|---------------|-------------|------------|------------|----------|----------|------------|
|               | Monday      | Tuesday    | Wednesday  | Thursday | Friday   |            |
|               | June 1      | June 2     | June 3     | June 4   | June 5   |            |
| 2400 to 0100  | 0           | 2          | 8          | 0        | 0        | 5          |
| 0100 to 0200  | 0           | 4          | 2          | 0        | 0        | 3          |
| 0200 to 0300  | 0           | 0          | 2          | 0        | 0        | 1          |
| 0300 to 0400  | 0           | 2          | 0          | 0        | 0        | 1          |
| 0400 to 0500  | 0           | 6          | 0          | 0        | 0        | 3          |
| 0500 to 0600  | 0           | 8          | 4          | 0        | 0        | 6          |
| 0600 to 0615  | 0           | 8          | 2          | 0        | 0        | 5          |
| 0615 to 0630  | 0           | 6          | 8          | 0        | 0        | 7          |
| 0630 to 0645  | 0           | 2          | 6          | 0        | 0        | 4          |
| 0645 to 0700  | 0           | 8          | 4          | 0        | 0        | 6          |
| 0700 to 0715  | 0           | 0          | 7          | 0        | 0        | 4          |
| 0715 to 0730  | 0           | 4          | 16         | 0        | 0        | 10         |
| 0730 to 0745  | 0           | 9          | 6          | 0        | 0        | 8          |
| 0745 to 0800  | 0           | 5          | 2          | 0        | 0        | 4          |
| 0800 to 0815  | 0           | 7          | 6          | 0        | 0        | 7          |
| 0815 to 0830  | 0           | 10         | 0          | 0        | 0        | 5          |
| 0830 to 0845  | 0           | 8          | 4          | 0        | 0        | 6          |
| 0845 to 0900  | 0           | 4          | 14         | 0        | 0        | 9          |
| 0900 to 1000  | 0           | 18         | 29         | 0        | 0        | 24         |
| 1000 to 1100  | 0           | 8          | 12         | 0        | 0        | 11         |
| 1100 to 1200  | 0           | 17         | 11         | 0        | 0        | 18         |
| 1200 to 1300  | 18          | 19         | 0          | 0        | 0        | 19         |
| 1300 to 1400  | 23          | 27         | 0          | 0        | 0        | 25         |
| 1400 to 1500  | 24          | 32         | 0          | 0        | 0        | 29         |
| 1500 to 1515  | 8           | 4          | 0          | 0        | 0        | 6          |
| 1515 to 1530  | 12          | 12         | 0          | 0        | 0        | 12         |
| 1530 to 1545  | 6           | 4          | 0          | 0        | 0        | 5          |
| 1545 to 1600  | 4           | 9          | 0          | 0        | 0        | 7          |
| 1600 to 1615  | 4           | 8          | 0          | 0        | 0        | 6          |
| 1615 to 1630  | 2           | 10         | 0          | 0        | 0        | 6          |
| 1630 to 1645  | 5           | 10         | 0          | 0        | 0        | 8          |
| 1645 to 1700  | 7           | 6          | 0          | 0        | 0        | 7          |
| 1700 to 1715  | 12          | 14         | 0          | 0        | 0        | 13         |
| 1715 to 1730  | 20          | 22         | 0          | 0        | 0        | 21         |
| 1730 to 1745  | 14          | 10         | 0          | 0        | 0        | 12         |
| 1745 to 1800  | 6           | 5          | 0          | 0        | 0        | 6          |
| 1800 to 1900  | 30          | 42         | 0          | 0        | 0        | 36         |
| 1900 to 2000  | 24          | 40         | 0          | 0        | 0        | 32         |
| 2000 to 2100  | 20          | 27         | 0          | 0        | 0        | 24         |
| 2100 to 2200  | 18          | 21         | 0          | 0        | 0        | 20         |
| 2200 to 2300  | 8           | 14         | 0          | 0        | 0        | 11         |
| 2300 to 2400  | 6           | 6          | 0          | 0        | 0        | 6          |
| <b>Totals</b> | <b>271</b>  | <b>478</b> | <b>143</b> | <b>0</b> | <b>0</b> | <b>458</b> |
| 1630 to 1730  | 44          | 52         | 0          | 0        | 0        | 49         |
| AM Peak Hr    | 0           | 08:30      | 07:30      | 0        | 0        |            |
| AM Count      | 0           | 31         | 33         | 0        | 0        |            |
| PM Peak Hr    | 17:45       | 17:30      | 0          | 0        | 0        |            |
| PM Peak       | 53          | 52         | 0          | 0        | 0        |            |