





Civic Communication & Analytics Platform

Smarter, better connected communities.
A civic surveying, policy polling, and
constituent communication tech platform.



Advanced Survey Science & Performance Analytics

Data insights to help communities move forward.
The premiere provider of professional civic surveys
and performance benchmarking analyses.

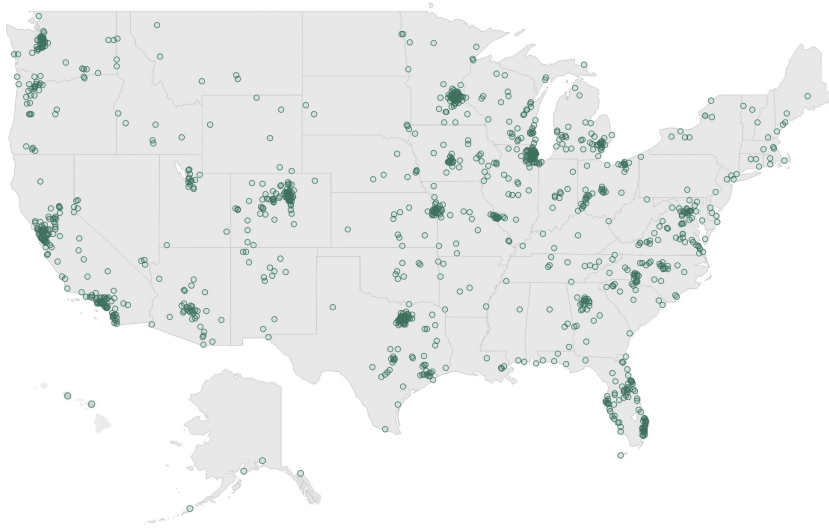
Questions about our product?

Visit www.polco.us to learn more

Exclusive partners of:



Local governments around the country trust Polco & NRC



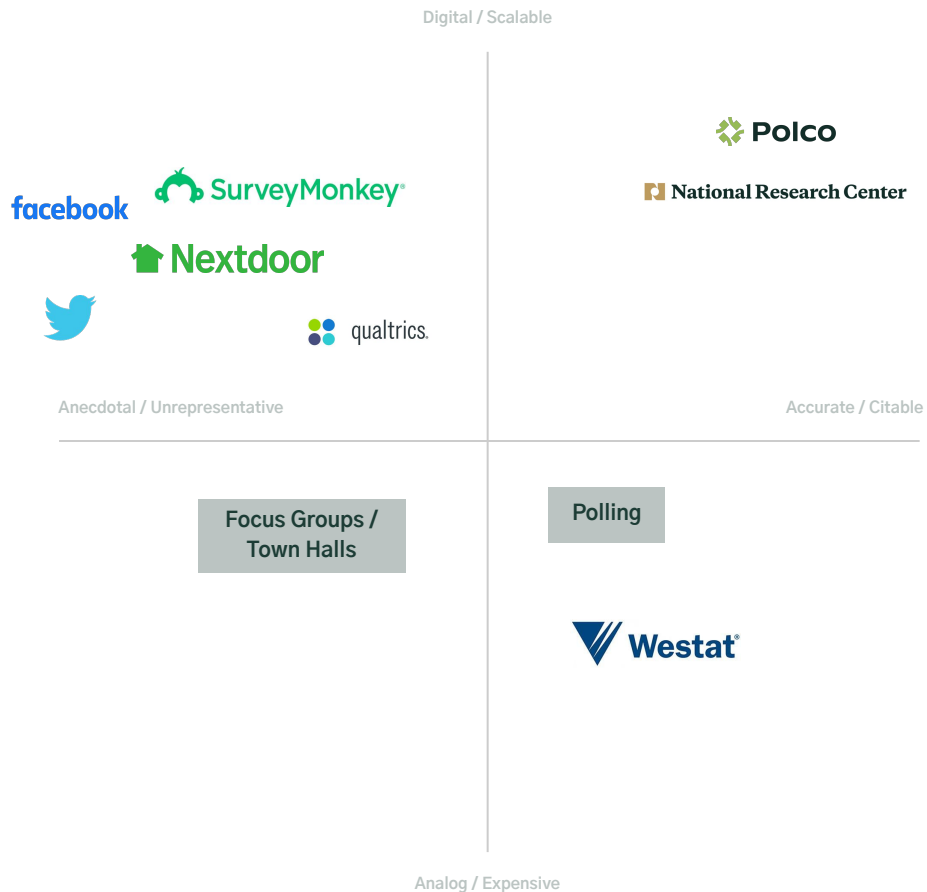
...along with over 400 other communities

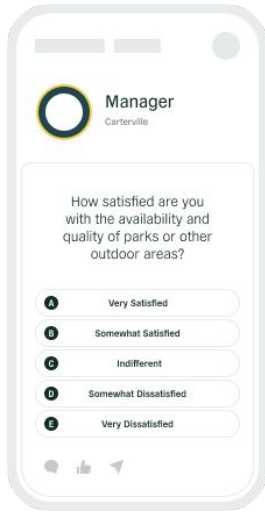
Real-time, Verified, Citable Public Input

Combine the ease and speed of online engagements with the insights and citability of traditional analog methods.

The process itself builds trust and connectivity with the community.

Designed for the civic environment. Can be used with other departments and the city overall.



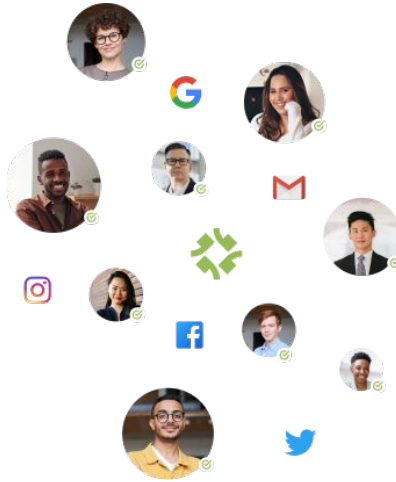


Content

Professional COVID-19 survey instruments

Custom question development

Post your own additional surveys and polls

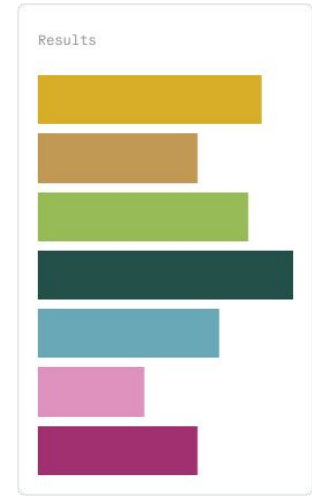


Administration

Representative samples

Broad multi-mode outreach services

Accumulate digital panels



Analysis

Reweighting analyses

Results maps, trendlines and dashboards

Performance benchmarking

Community Quality of Life

Sense of Safety

Community Safety Issues

Departmental Performance

Contact with Police

Types of Police Interaction

Police Officer Performance

Community Safety Priorities

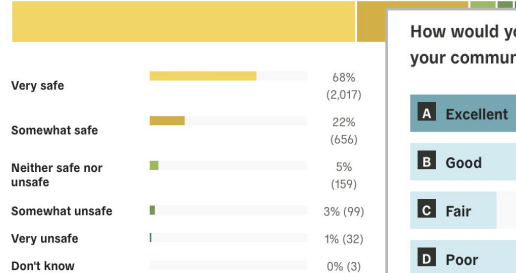
THE NLES

THE NATIONAL LAW ENFORCEMENT SURVEY

- Developed by professional survey scientists
- Informed by academic literature and practitioners
- Calibrated with multiple scientific national samples
- Trendlines and benchmarking comparisons

Please rate how safe or unsafe you feel...

In your neighborhood during the day



How would you rate the overall quality of the services provided by the police in your community?



THE NES-LE

THE NATIONAL EMPLOYEE SURVEY
LAW ENFORCEMENT

Employment Basics

Organizational Climate

Employee Development

Engagement

- Identify areas of organizational strengths and challenges
- Understand the key drivers of officer job satisfaction
- Identify training needs of supervisors and personnel
- Create plans to increase workplace diversity and inclusion
- Understand the key factors related to officer retention

Please rate the extent to which you agree or disagree with the following statements about your job working for the city.

	STRONGLY AGREE	SOMEWHAT AGREE
Overall, I am satisfied with my job	<input checked="" type="radio"/>	<input type="radio"/>
I plan on working for this organization a year from now	<input type="radio"/>	<input checked="" type="radio"/>
I see a career path for me here at the City	<input type="radio"/>	<input type="radio"/>
I feel positively challenged in my current job	<input checked="" type="radio"/>	<input type="radio"/>
My values match or fit the values of this organization	<input type="radio"/>	<input type="radio"/>
Overall, I feel positive about working for the City	<input type="radio"/>	<input type="radio"/>

As an employee of the city, how would you rate the job the organization does at each of the following?

	EXCELLENT	GOOD	FAIR	POOR	DONT KNOW
Respecting employees of different cultures and belief systems	<input type="radio"/>	<input type="radio"/>	<input type="radio"/>	<input checked="" type="radio"/>	<input type="radio"/>
Attracting employees from diverse backgrounds	<input checked="" type="radio"/>	<input type="radio"/>	<input type="radio"/>	<input type="radio"/>	<input type="radio"/>
Recruiting diverse people into positions of organizational leadership	<input type="radio"/>	<input checked="" type="radio"/>	<input type="radio"/>	<input type="radio"/>	<input type="radio"/>
Developing a diverse workforce	<input type="radio"/>	<input type="radio"/>	<input type="radio"/>	<input checked="" type="radio"/>	<input type="radio"/>

Administration

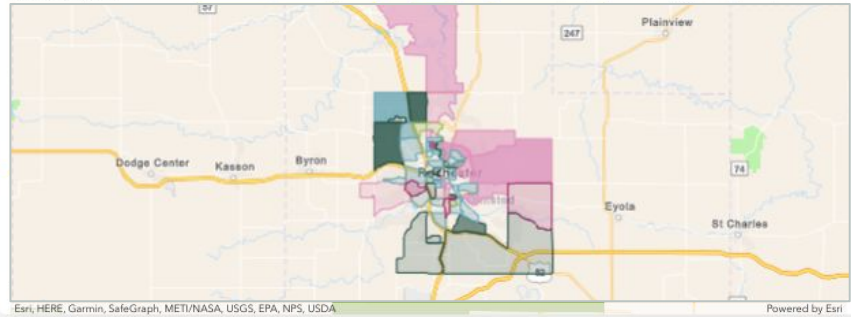
Representative random sample generation

Multi-mode recruitment including online voter file verified delivery

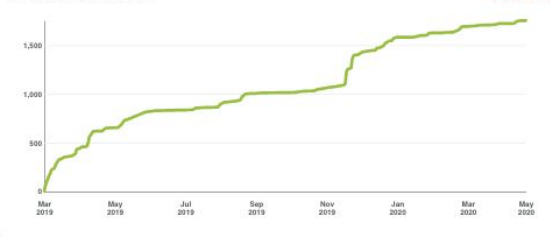
Text, Email, Traditional Media, and Social Media Integrations and Embedding

Accumulate a digital panel (followership) of constituents for re-engagements & time trends

Subscriber Locations

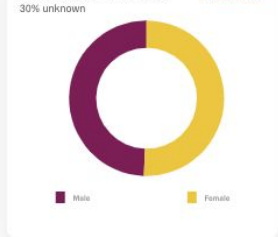


Subscriber Growth Over Time



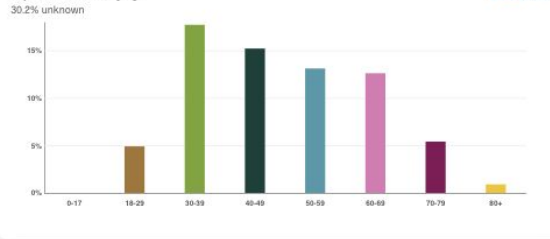
What's This?

Representativeness By Gender



What's This?

Representativeness By Age



What's This?

Total Responses



What's This?

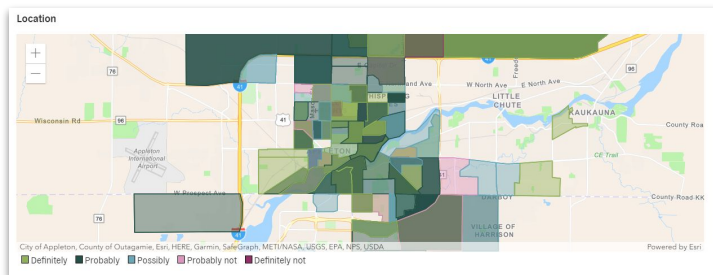
Analytics

Online real time dashboards

Non-probability selection Heckit corrections

Demographic census reweightings

Trendlines and benchmarking comparison



All respondents (1027)



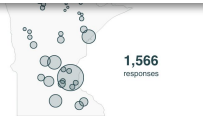
Registered Voters in Oshkosh, WI (545)



Live in Oshkosh, WI (936) - Self-reported



Business Recovery Dashboard



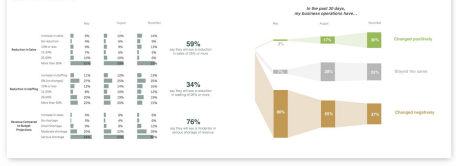
Economic outlook



Top challenges



Status indicators



Polco Live: Get Public Feedback in Real-Time at Council Meetings and Events!

Polco Live Is Informative and Secure. You Can:

Embed Live Video Streams

You can integrate various streaming services for a completely virtual community engagement experience.



Get Data Visualized for Each Poll

You can see overall results, most popular comments and any demographic breakdowns included in your Polco Plan.

Post Multiple Questions at Once

You can create new polls while the event is happening and view results and comments as they come in.



Add Security to Online Engagement

Polco Live runs on the Polco engagement platform, which features verified responses. Say goodbye to random internet troll “bombs.”



