

City of Milwaukee 2010 EBE Utilization Report

Ossie Kendrix, *Manager*
Department of Administration
Business Operations Division
Emerging Business Enterprise Program

Emerging Business Enterprise Program Mission

- Actively expand a business enterprise community through assisting and protecting the interests of individuals who are at a disadvantage in order to promote and encourage full and open competition in the city
- Promote job creation through the development and expansion of business enterprises
- Enhance opportunities for individuals, who are at a disadvantage, so that they may successfully compete in mainstream markets.

Financing Program

- Revolving Loan Program
 - Must have an accepted bid and pending contract with the city of Milwaukee, MPS, MMSD, MATC
 - Maximum loan amount up to 25% of contract, or \$35,000
 - 5% Interest Rate
 - In 2010 the EBE program granted eight (8) loans, totaling \$198,221.63
 - 13 jobs were created and/or sustained.

Departmental Support

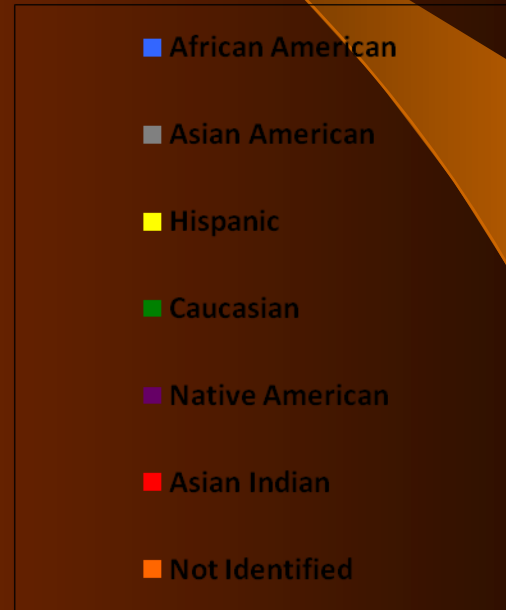
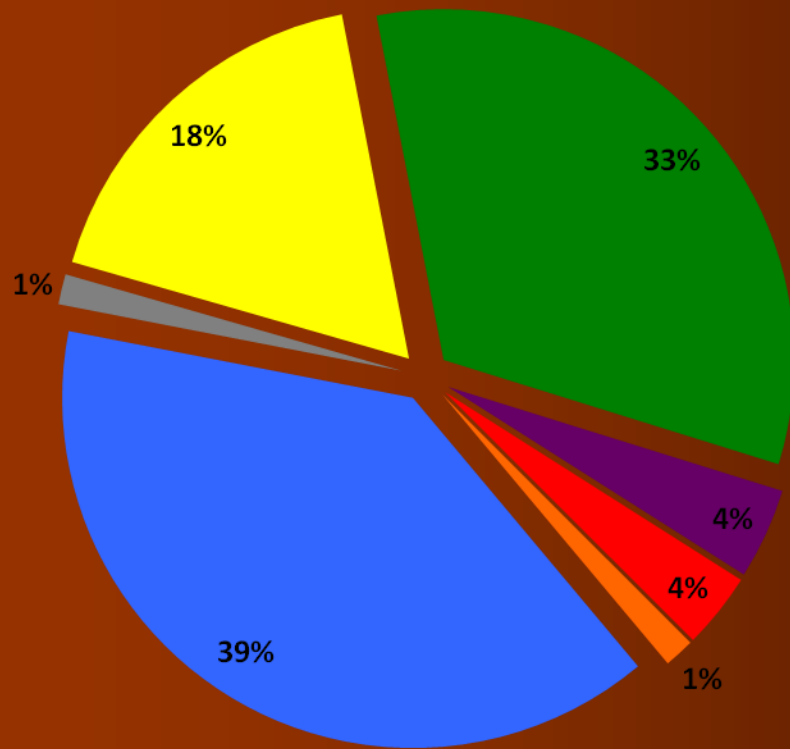
- Department of Administration, Business Operations Division
- Department of Public Works
- Department of Neighborhood Services
- Fire and Police Departments
- Milwaukee Public Libraries
- Port of Milwaukee
- Department of City Development
 - Housing Authority of the City of Milwaukee
- Department of City Development
 - Real Estate & Development Services

Brief History

- Milwaukee Code of Ordinances
 - Chapter 360 (1989)
 - Chapter 355 (2009)
 - Increased EBE participation on public works contracting
 - Increased participation of City residents in public works contracting
 - Created new programming and increased community participation on City development projects.

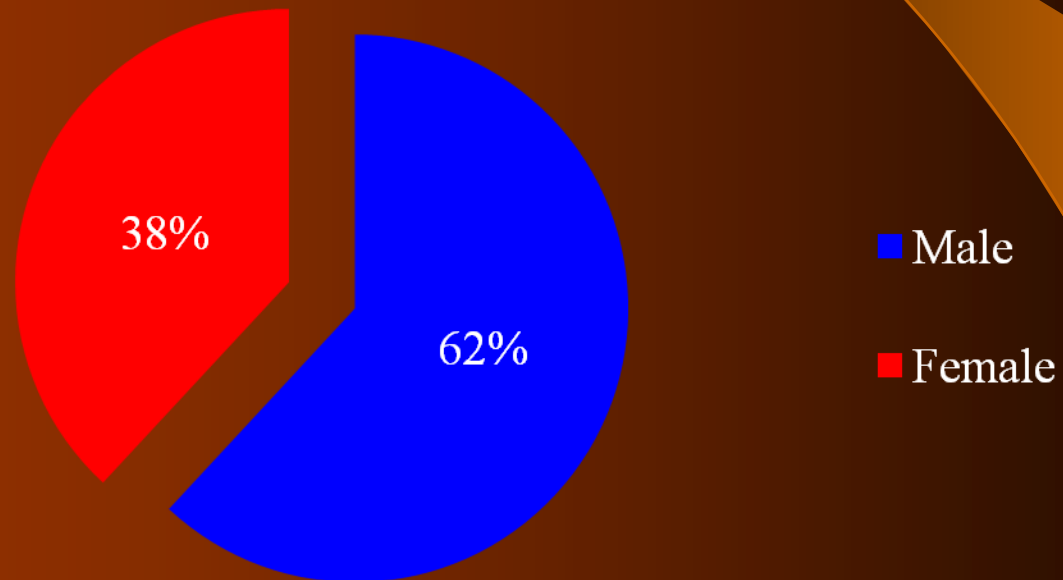
EBE Demographics

Business Owner Race



EBE Demographics

Business Owner Gender



Development Projects Reported in 2010

Project Name	EBE Goal	Actual Participation	Overall Project \$	Amount Paid to EBE Firms	RPP% Achieved
The Brewery (demolition, abatement & infrastructure / parking lot)	18%	21%	\$29,549,654.50	\$6,180,032	23%
North End Phase I	25%	49%	\$5,899,570	\$2917027	33%
Riverwalk	21%	21%	\$969,392	\$203,672	n/a
UMCS Expansion	25%	42%	\$5,674,387	\$2,365,035	n/a
US Bank Parking Structure	0%	15%	\$14,322,907	\$1,842,617	n/a
United Townhomes	25%	45%	\$3,546,545	\$1,188,215	n/a
The Johnston Center Residences	25%	32%	\$8,139,330	\$2,562,561	n/a
Cambridge Commons	18%	19%	\$24,345,593	\$5,005,996	n/a
King Drive Commons III	25%	45%	\$3,298,811	\$1,474,971	n/a

EBE Participation

2010 Departmental EBE Usage			
	Overall	EBE Portion	EBE%
Department of Administration Procurement Services Section (PSS)	\$98,889,120	\$8,839,390	9%
Milwaukee Police Department (MPD)	\$233,618	\$83,178	36%
Public Library (MPL)	\$3,000,296	\$590,921	20%
Fire Department (MFD)	\$21,882	\$19,350	88%
Department of Public Works (DPW) Calendar Year	\$72,859,388	\$17,817,615	24%
Housing Authority of the City of (HACM)	\$5,957,382	\$1,166,460	20%
Department of Neighborhood Services (DNS)	\$169,221	\$49,877	29%
Department of City Development (DCD) - Dev. Prjcts	\$95,759,190	\$23,740,126	25%
<i>Investment</i>	\$276,890,097	\$52,306,917	19%

EBE Achievement Efforts

Contract Year	Required EBE Rate	Achieved EBE Rate
2006	18%	17%
2007	18%	16%
2008	18%	19%
2009	18%	15%
2010	18%	19%

Looking Ahead

- Disparity Study Complete
- Compliance Monitoring Software
- Race & Gender Conscious Program
- Emerging Business Sustainability Conference
- Performance Bond Program

EBEP Staff

- **Ossie Kendrix**– *Manager*
414-286-5552
- **Nikki Purvis**– *Contract Compliance Officer*
414-286-5948
- **Rayna Andrews**– *Business Analyst Sr.*
414-286-8781
- **Gabriel DeVougas**– *Business Analyst*
414-286-8749

Main Office 414-286-5553

Fax 414-286-8752

Website - www.milwaukee.gov/ebe

City Hall Room 606 200 East Wells Street Milwaukee, WI 53202.