



# Milwaukee Public Library

2021 Budget Overview

Finance & Personnel Committee

October 12, 2020

# Performance Measures

| <b>Key Performance Measures</b>     | <b>2019<br/>Actual</b> | <b>2020<br/>Projected</b> | <b>2021<br/>Planned</b> |
|-------------------------------------|------------------------|---------------------------|-------------------------|
| Adult Program Attendance            | 22,309                 | 5,000                     | 17,500                  |
| Early Literacy Program Attendance   | 23,608                 | 15,000                    | 20,000                  |
| School Age Program Attendance       | 77,277                 | 9,000                     | 70,000                  |
| Summer Reading Program Participants | 26,236                 | 8,000                     | 25,000                  |
| eCirculation                        | 473,237                | 515,000                   | 557,000                 |
| Traditional Circulation             | 2,280,723              | 600,000                   | 1,500,000               |
| Public Service Hours                | 31,546                 | 15,000                    | 31,500                  |
| Public Computer Use Hours           | 283,227                | 75,000                    | 200,000                 |
| Wi-Fi Connectivity Sessions         | 1,156,122              | 580,000                   | 1,000,000               |

# 2021 Budget Summary

|                            | <b>2020<br/>Adopted<br/>Budget</b> | <b>2021<br/>Proposed<br/>Budget</b> | <b>Amount<br/>Change</b> | <b>Percent<br/>Change</b> |
|----------------------------|------------------------------------|-------------------------------------|--------------------------|---------------------------|
| FTEs – O&M                 | 298.28                             | 293.28                              | -5.00                    | -1.7%                     |
| FTEs - Other               | 20.43                              | 20.43                               | 0.00                     | 0.0%                      |
| Total Positions Authorized | 364                                | 359                                 | -5                       | -1.4%                     |
|                            |                                    |                                     |                          |                           |
| Salaries & Wages           | \$13,019,079                       | \$13,001,478                        | -\$17,601                | -0.1%                     |
| Fringe Benefits            | 5,207,632                          | 5,980,680                           | 773,048                  | 14.8%                     |
| Operating Expenditures     | 3,106,429                          | 3,355,571                           | 249,142                  | 8.0%                      |
| Equipment                  | 1,968,665                          | 1,944,606                           | -24,059                  | -1.2%                     |
| Special Funds              | 258,000                            | 252,800                             | -5,200                   | -2.0%                     |
| <b>TOTAL</b>               | <b>\$23,559,805</b>                | <b>\$24,535,135</b>                 | <b>\$975,330</b>         | <b>4.1%</b>               |

- Majority of increases can be attributed to Fringe Benefit costs.

# Special Funds

| <b>Account</b>                   | <b>2020<br/>Adopted<br/>Budget</b> | <b>2021<br/>Proposed<br/>Budget</b> | <b>Amount<br/>Change</b> | <b>Percent<br/>Change</b> |
|----------------------------------|------------------------------------|-------------------------------------|--------------------------|---------------------------|
| Contingent Energy Financing      | \$137,000                          | \$128,300                           | -\$8,700                 | -6.4%                     |
| Villard Square Property Payment  | 4,000                              | 7,500                               | 3,500                    | 87.5%                     |
| East Property Payment            | 3,000                              | 3,000                               | 0                        | 0.0%                      |
| Mitchell Street Property Payment | 69,000                             | 69,000                              | 0                        | 0.0%                      |
| Good Hope Property Payment       | 45,000                             | 45,000                              | 0                        | 0.0%                      |
| <b>TOTAL</b>                     | <b>\$258,000</b>                   | <b>\$252,800</b>                    | <b>-\$5,200</b>          | <b>-2.0%</b>              |

# Capital Improvements Budget

| <b>Project</b>          | <b>2020<br/>Adopted<br/>Budget</b> | <b>2021<br/>Proposed<br/>Budget</b> | <b>Amount<br/>Change</b> | <b>Percent<br/>Change</b> |
|-------------------------|------------------------------------|-------------------------------------|--------------------------|---------------------------|
| Central Library         | \$890,000                          | \$1,250,000                         | \$360,000                | 40.4%                     |
| Neighborhood Libraries  | 400,000                            | 205,000                             | -195,000                 | -48.8%                    |
| Branch New Construction | 0                                  | 0                                   | 0                        | 0.0%                      |
| IT Safety & Security    | 0                                  | 225,000                             | 225,000                  | 100.0%                    |
| <b>TOTAL</b>            | <b>\$1,290,000</b>                 | <b>\$1,680,000</b>                  | <b>\$390,000</b>         | <b>30.2%</b>              |

# Revenues

| <b>Category</b>   | <b>2020<br/>Adopted<br/>Budget</b> | <b>2021<br/>Proposed<br/>Budget</b> | <b>Amount<br/>Change</b> | <b>Percent<br/>Change</b> |
|-------------------|------------------------------------|-------------------------------------|--------------------------|---------------------------|
|                   |                                    |                                     |                          |                           |
| Public Library    | \$258,000                          | \$228,000                           | -\$30,000                | -11.6%                    |
| County Fed System | 749,000                            | 751,000                             | 2,000                    | 0.3%                      |
| <b>TOTAL</b>      | <b>\$1,007,000</b>                 | <b>\$979,000</b>                    | <b>-\$28,000</b>         | <b>-2.8%</b>              |

- Estimate on Book Fee's reduced

# Budget & Service Changes

---

## Salaries & Positions

- Librarian II (F): 4 FTE -\$239,410 \***Reduction in Subject Room hours**
- Early Childhood Program Director (X)(Y): 1 FTE -\$77,000 \***Moved to Mayor's Office**
- Personnel Cost Adjustment : -\$57,563 \***Increase from 5% to 6%**

## Operating Expenditures


- Energy: +\$127,000
- Professional Services: -\$131,500 \***Reduction in Teacher in the Library Services**
- IT Services: +\$34,420
- Property Services:+\$66,000
- Reimburse Other Departments: +\$75,000 \***ECPD Director Salary**
- Other Operating Services:+\$30,555

## Equipment Expenditures

- Books & Materials: +\$40,000

# Milwaukee Public Library

## 2021 Budget Presentation




**Inspiration Starts Here – Read • Learn • Connect**



# Proposed 2021 Budget

- 2021 Budget is \$24.5 million, including fringes
- 3.8% of City's total Budget
- Increase over the 2020 Adopted Budget of 4.1%
- Increases primarily for Fringe Benefit rates, contracted Security



# Changes to Service 2021

- **Positives**

- No branch closures
- No reduction in hours
- No layoffs
- No Materials reduction

- **Negatives**

- PCA
- Teacher in the Library
- Reference @Central
- Capital Budget limitations



# 2020 Activities

COVID pandemic



**MILWAUKEE PUBLIC LIBRARY**

### Milwaukee Public Library System Path to Reopening

- All services and timing subject to change.
- Please visit [www.mpl.org](http://www.mpl.org) for updates.
- Call Ready Reference at 266-3011 for assistance.

| Phase 1   | Phase 2   | Phase 3  | Phase 4 CURRENT Phase   | Phase 5   |
|---|---|--|---|---|
| <p>Continue to provide online services and programs.</p> <p>Digital collections.</p> <p>Online programming.</p> <p>Ready reference by phone, online or chat.</p> <ul style="list-style-type: none"> <li>All libraries remain closed to public.</li> <li>All book returns closed; no returns allowed.</li> </ul> | <p>Outside Pickup at Central, Teapeance and Washington Park. Call 266-3011 for assistance.</p> <p>Materials may be returned to Central, Teapeance and Washington Park.</p> <p>Online services and programs continue.</p> <ul style="list-style-type: none"> <li>All libraries remain closed to public.</li> </ul> | <p>Good Hope Branch opens. Phase 2 curbside services continue. Additional locations open as health safety guidelines are met for staff and public.</p> <p>Limited hours, service, and access to technology may vary depending on location.</p> <p>Holdings and checkouts available, no browsing.</p> <p>Online services and programs continue.</p> <ul style="list-style-type: none"> <li>No large public gatherings inside libraries or in library programming.</li> <li>Meeting rooms closed.</li> </ul> | <p>All Milwaukee Public Library locations open. Phase 2 curbside services continue.</p> <p>Limited hours, service, and access to technology may vary depending on location.</p> <p>Online services and programs continue.</p> <p>Holdings and checkouts available, no browsing.</p> <ul style="list-style-type: none"> <li>No large public gatherings inside libraries or in library programming.</li> <li>Meeting rooms closed.</li> </ul> | <p>All Milwaukee Public Libraries open.</p> <p>Full service, access to technology, browsing, and regular hours are reinstated.</p> <p>Meeting rooms open and public gatherings inside libraries allowed based on current health guidelines for the City of Milwaukee.</p> <p>Library programming resumes.</p> |



# 2020 Activities

- Election Commission
- August and November
  - Voter assistance
  - In-person Early Voting
  - Polling site
  - Absentee Ballot drop





# 2020 Accomplishments

- ECO work
  - Parking lots
  - Solar panels
- Grants
  - MPL Climate Resilience Hub
- AmeriCorps
- Public Space Enhancements
  - Opening Good Hope
  - Wash Park makerspace
  - Central Community Room
  - Business Commons



# 2021 Goals

- EDI work
- COVID Recovery
- Technical Services
- Redevelopment
  - King
  - Capitol





# INSPIRATION STARTS HERE.

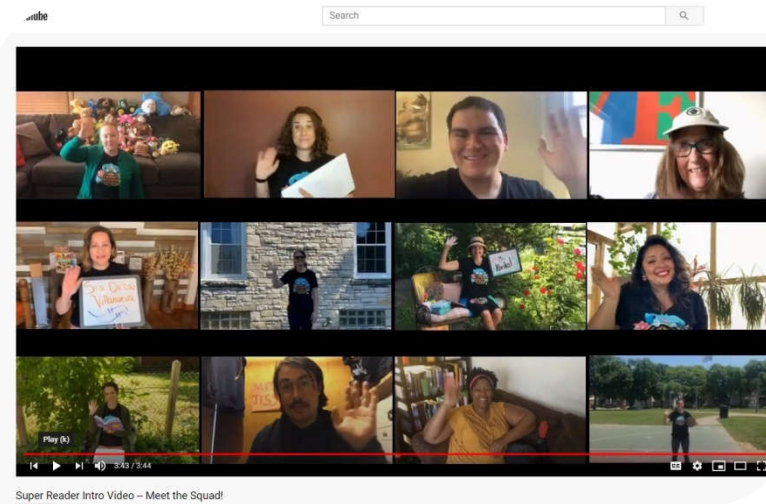
We help people read, learn, and connect.







# MPL IS AN ANCHOR INSTITUTION THAT HELPS BUILD HEALTHY FAMILIES AND VIBRANT NEIGHBORHOODS







*Thank You*



MILWAUKEE  
PUBLIC LIBRARY

