











Fwd: 2635 N. Terrace Avenue, Milwaukee WI photos set 2

1 message

DJC <deweyjcaton@gmail.com>

Tue, Mar 7, 2023 at 12:19 PM

To: Leah Penzkover <leah.penzkover@wisconsinhistory.org>

Second set of four photos of the eastern and northern facades.

Thank you,

Dewey Caton
2635 N. Terrace Avenue
Milwaukee, WI 53211
847-226-4446
deweyjcaton@gmail.com


----- Forwarded message -----

From: **DJC** <deweyjcaton@gmail.com>

Date: Tue, Mar 7, 2023 at 12:10 PM

Subject: 2635 N. Terrace Avenue, Milwaukee WI photos set 2


To: DJC <deweyjcaton@gmail.com>

4 attachments


PXL_20230307_180045729.jpg
5429K



PXL_20230307_180114040.jpg
5436K



PXL_20230307_180151269.jpg
5798K



PXL_20230307_180223164.jpg
4383K







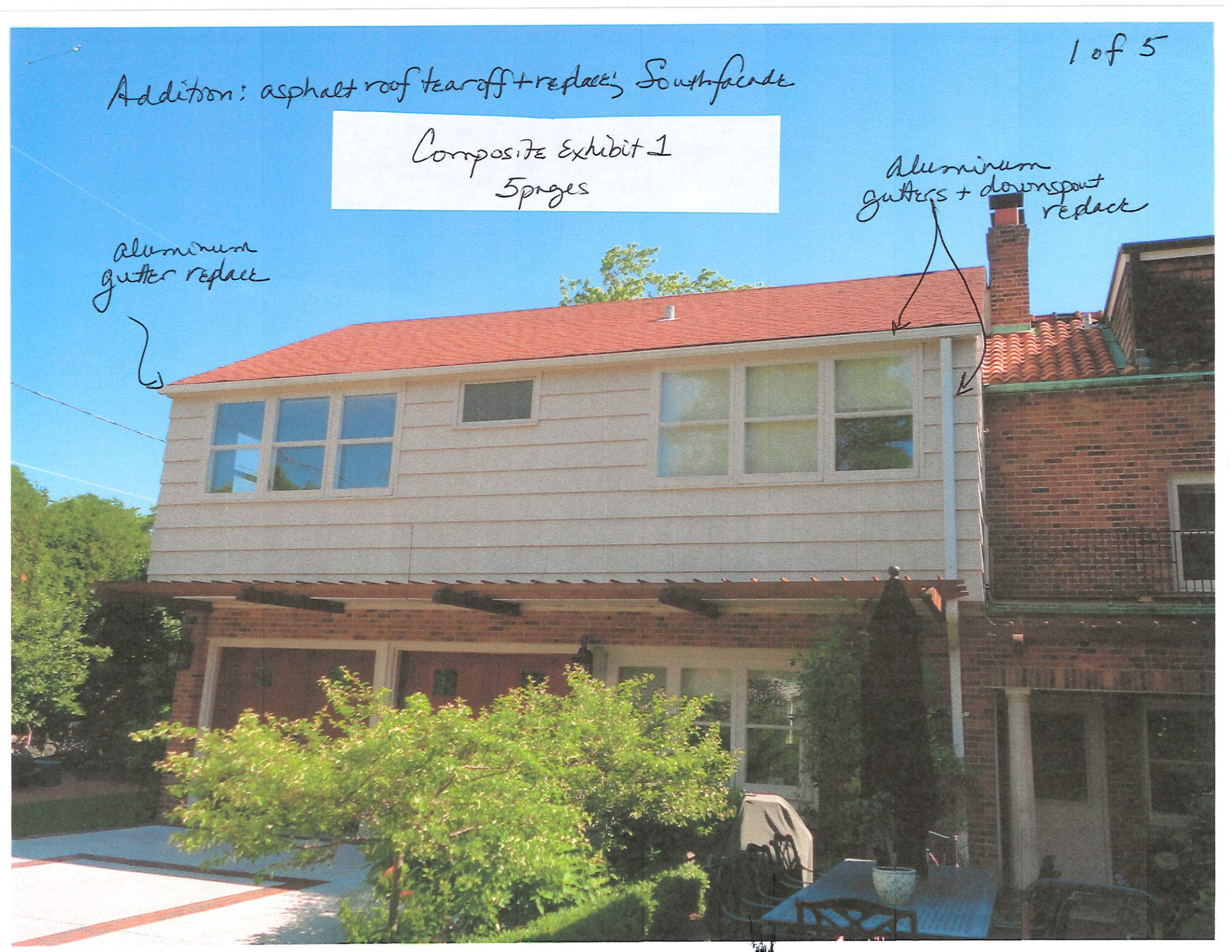


Additson: asphalt roof tearoff + replace; South facade

Composite exhibit 1
5 pages


aluminum
gutter replace

aluminum
gutters + downspout
replace



From above; south facade
Roof + gutters to be replaced

2 of 5




Asphalt roof tear
off & replace.
North facade

aluminum
gutters to
be replaced



4 of 5

Asphalt roof
from above



5 of 5

aluminum gutter,

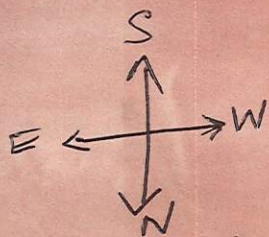
back
plate &

hangers

to

be

replaced



Main
Rubber roof on Western
portion of original home
View)

Composite Exhibit 2

1 of 9

A photograph showing a close-up view of a red rubber roof. The roof is covered in a smooth, reddish-brown material with some visible seams and a small, light-colored patch. In the background, a blue house with white window frames is visible, along with a ladder leaning against a brick wall. The text "Main Rubber roof view 2" is handwritten in black ink on the left side of the roof. In the bottom right corner, the text "2 of 9" is also handwritten in black ink.

Main
Rubber roof
view 2

2 of 9




Main rubber roof
looking north
view 3

3 of 9

Shed dormer rubber
roof & gutter will
be replaced to
match existing


gutter


4 of 9



Shed dormer roof to be replaced
New 2


5 of 9






Balcony roof
view 1

6 of 9



Balcony roof
View 2

7 of 9



Copper flashing of
rubber roof to be repaired
or replaced to match existing

8 of 9

Gutter hangers to be placed under roofing

9 of 9



Balcony gutters need replacement

1 of 3

Composite Exhibit 3



Gutter/Downspout maintenance + Repair


replace balcony gutter

2 of 3



3 of 3

Shed dormer gutter
repair/replacement
(See also Composite Exhibit 2,
page 4)



Box Bay Copper roof view 1

Composite Exhibit 4

1 of 3



Box Bay Copper roof
View 2

2 of 3




Box Bay copper
roof
View 3
3 of 3

terra cotta tiles
need repair's
replacing

View 1

1 of 3

Composite exhibit 5



Terra Cotta tiles
Need repair
View 2

2 of 3

Terrace Cotta tiles
need repair



Additional
example

3 of 3






gutter
brackets
need
maintenance

Composite Exhibit 6

1 of 4



Gutter/Soffit
maintenance
needed

2 of 4



Roof over west windows needs caulking and repair View 2

3 of 4

Roof
over
west
windows
needs
caulking
+
repair
View 1
4 of 4