

Property : Berryland, Northlawn, Southlawn (.bns)  
Call Date From : 01/01/2024  
Call Date To : 01/31/2024  
Period Date From: 01/01/2024  
Period Date To: 01/31/2024  
Approval Status :

Period Activity	
Balance Forward	0
Created	472
Closed	393
Balance End	79

Average Per Day	
Created	15.23
Closed	12.68
Open	2.55

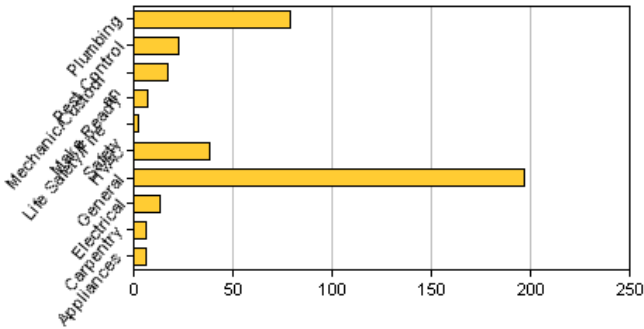
Completed Activity by Category					
Category	Total Count	Minimum Days	Maximum Days	Average Days	%
Appliances	6	0	3	1	2
Carpentry	6	0	7	2	2
Electrical	13	0	13	2	3
General	197	0	22	1	51
HVAC	38	0	6	1	10
Life Safety/Fire Safety	2	0	0	0	1
Make Ready	7	0	13	4	2
Mechanic/Custodian	17	0	7	0	4
Pest Control	23	0	21	7	6
Plumbing	79	0	15	1	20
Total	388				

Completed Activity by Priority					
Priority	Total Count	Minimum Days	Maximum Days	Average Days	%
Emergency	72	0	14	2	19
High	104	0	15	1	27
Inspection	2	1	11	6	1
Low	1	3	3	3	0
Medium	6	0	3	1	2
Preventative	2	0	0	0	1
Routine	186	0	22	2	48
Urgent	4	0	2	0	1
Vacancy Prep	11	0	13	6	3
Total	388				

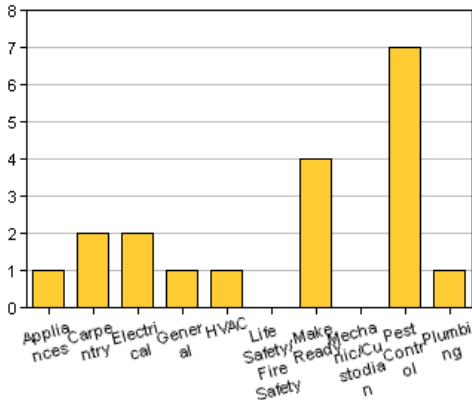
Work Order Period Overview

Property : Berryland, Northlawn, Southlawn (.bns)  
Call Date From : 01/01/2024  
Call Date To : 01/31/2024  
Period Date From: 01/01/2024  
Period Date To: 01/31/2024  
Approval Status :

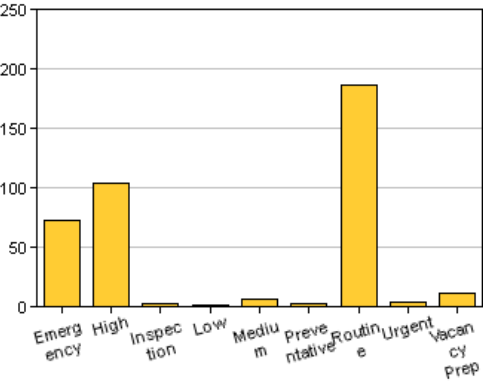
Completed (Count) by Category



Completed (Avg. Days) by Category



Completed (Count) by Priority



Completed (Avg. Days) by Priority

