


MFD 2011 Annual Report Highlights





2

MILWAUKEE FIRE DEPARTMENT Annual Report



1

1



Presented by Chief Mark Rohlfing

MFD 2011 Annual Report STRATEGIES & RESULTS

hts ES

- Developed and implemented a professional development program for officers. Implemented an MFD Critical Incident Stress Management Program, Peer Support Team, and Peer Fitness Trainers.
- Developed and strengthened MABAS/mutual aid partnerships.
- The state is using MFD patient bar-code tracking procedures and equipment capabilities as a state model.
- Created a comprehensive capital improvement plan for MFD facilities; a strategic shift from REactive to PROactive.
- Became the first Tactical Emergency Medical Services (TEMS) Team in state history to apply for and receive a license designating MFD TEMS as a state-licensed team.
- Instituted a procedure that places Public Education Specialists on the scene at structure fires, delivering safety information to, and installing smoke detectors for, these receptive audiences.

MFD 2011 Annual Report

SIGNIFICANT EVENTS AND STATISTICS

ights TICS

- There were 56,085 EMS calls in 2011; comprising 80+ percent of all MFD responses.
 - ❖ 26,125 ALS
 - ❖ 29,960 BLS
- MFD performed 12,539 medical transports.
- The MFD has an excellent rate of "Saves"
 - Penetrating Trauma "Saves" (Gunshots/Stabbings)
 - Save Rate for Gunshots = 94.3%
 - Save Rate for Stabbings = 99.3%
 - Cardiac "Saves"
 - 34% experienced the *Return of Spontaneous Circulation*
 - 9% walked out of the hospital

MFD 2011 Annual Report

SIGNIFICANT STATISTICS

- MFD response times were excellent. We report, per NFPA Standard 1710, that 91.6% of our responses were responded to within NFPA standards (which vary depending on run-type).
 - Number of "Rescue" (special team, electrical, CO, extrication, wires down, etc.) alarms responded to was 8,184 (increase of 38, or 0.05%).
 - Number of "Fire" alarms responded to was 3,696 (decrease of 699 or -15.9%).
 - Number of "Service" (spills, water leaks, etc.) was 1,260 (decrease of 48 or -7.2%).
- 25% decrease in total injuries and a 33% decrease in lost-time injuries.
- Hired thirty-eight (38); thirty-four (34) in a firefighter class, and four (4) civilians.
- Forty-seven (47) members were promoted.
- Fifty-one (51) members left MFD service, forty-seven (47) of them sworn, twenty-nine (29) of them left through ordinary retirement, eleven (11) through disability retirement, four (4) from the firefighting class went on workers' compensation, and seven (7) resigned.

MFD 2011 Annual Report

BUDGET

hts

- We continued to provide excellent, expedient, and professional fire and EMS service to the citizens of Milwaukee even though we have been working with cost-to-continue budgets for years. Staff has worked diligently to create innovative ways to reduce special duty (overtime) hiring by facilitating more on-duty training and certification renewals. These innovations netted an approximate savings to taxpayers of \$400,000.

- Our budget required we brown-out three engines per day.

- We continued to enhance our budget with the following grants:
 - Urban Area Security Initiative (UASI) - Fire \$288,670.55
 - UASI – Port Security - \$35,000
 - UASI – Metropolitan Medical Response System (MMRS) - \$622,769.00
 - State of Wisconsin EMS Funding Assistance Program - \$58,936.94
 - Grant Money Received = \$1,005,376.49

MFD 2011 Annual Report Highlights

EDUCATION/OUTREACH

- 1,118 smoke detectors were distributed/installed via *FOCUS* and hotline requests.
- *Firefighter for a Day* offered a hands-on opportunity for elected officials and media to learn first-hand some of the “tricks-of-the-trade.”
- *Project Staying Alive* reached 6,701 students in the 2010-2011 school year at 51 schools; an increase of over 56% in contacts from the previous school year. The MFD is one of only a few fire departments involved in *Project Staying Alive*.
- Over the last 19 years, the *Survive Alive House* has educated 345,772 individuals, 88.5% of them children, averaging over 18,000 educated each year. We are looking forward to the 20th anniversary celebration in 2012.

MFD 2011 Annual Report Highlights

TRAINING

- Six (6) MFD members completed paramedic training in 2011.
- Trained 867 personnel in updated AMA CPR standards with software upgrades increasing CPR effectiveness by allowing visualization of underlying cardiac rhythm to be analyzed without stopping CPR.
- MFD TEMS, the first in state history to become a licensed team, trained with Milwaukee County SWAT in preparation for joint operations. Ten (10) new members became trained, making the team twenty (20) members strong with all being licensed paramedics.
- Implemented the MFD Professional Development Program, consisting of in-house instruction and coursework building on the foundation and raising the level of expertise, competence, and professionalism throughout the department. Courses will eventually become prerequisites for promotional exams.
- Continued to strengthen MABAS through meetings and hands-on exercises to develop tactics and interoperability with surrounding communities.

MFD 2011 Annual Report Highlights Special Events, Activities, and

Community/Charitable Involvement

- The MFD provided service to numerous events, including festivals, neighborhood celebrations and lakefront activities, all enhancing community relations.
- Department members participated in such charitable events as the *Cystic Fibrosis Stair Climb*, *9-1-1 Stair Climb*, and *Red Shirt Fridays*.
- The annual *Fill-the-Boot* campaign raised approximately \$104,000 for MDA.
- The MFD, the Children's Service Society of Wisconsin, and many volunteers, including members of Explorer Post 875, hosted *Respite Day* for over 60 special-needs children. This event offers fun supervised activities for the children to enjoy, allowing their parents and caregivers a much needed break from day-to-day stresses.